



*Labour Market Observatory*

# **SURVEY OF TRAINING IN LOCAL INSTITUTIONS IN KENYA ( TTCS AND MTCS )**

---

**2025**

## FOREWORD



The Ministry of Labour and Social Protection has the mandate of national human resource planning and development. The overarching objective is to guide development of a skilled human resource base that will effectively contribute to national development, through provision of related statistics and policy briefs.

The Kenya Vision 2030 aims at transforming Kenya to a globally competitive and prosperous country by 2030. It identifies education and training as one of the levers that will drive Kenya into becoming an industrialized middle-income economy. The Vision places great emphasis on the link between training and industry, the need to create entrepreneurial skills and competencies, and strengthen partnerships with the private sector in investment and provision of education and training in the country.

Kenya's global competitiveness depends on the country's ability to create a human resource base with the requisite skills that are in tandem with the dynamics of the rapidly changing labour market, both locally and internationally. However, the country's education and training system is currently driven by social demand as opposed to labour market demand, resulting in oversupply in certain skills amidst critical shortages in others. Human resource development and institutional capacity building have been identified as some of the prerequisite strategic objectives for achieving the Vision, and for the implementation of the National Development Plans.

In addition, there is also an apparent disharmony between national development aspirations as contained in major blue prints such as the Vision 2030 and those of institutions and agencies charged with the responsibility of

making them happen.

Through Competence Based Education and Training (CBET), Technical and Vocational Education and Training (TVET) institutions play a vital role in equipping learners with practical skills and knowledge essential for ever changing demands of the industry. Additionally, practical oriented programs from TVET's institutions not only bridge the skill gaps between industry and training institutions but also increases employability of the youth thus spurring economic growth and development.

The information obtained from the STLI will be uploaded into the Kenya Labour Market Information System (KLMIS) which serves as a Labour Market Observatory for the entire economy through provision of timely, relevant and reliable labour market information. We are confident that the findings of the survey will prove quite invaluable to policy makers, practitioners and all stakeholders in the education and training sector to inform human resource planning, development and utilization.



**Hon. Dr. Alfred N. Mutua, EGH**  
**Cabinet Secretary, Ministry of Labour and Social Protection**



One of the functions under the State Department for Labour and Skills Development is the provision of labour market information. The Survey on Training in Local Institutions (STLI) is one of the regular Programmes carried out by the State Department to obtain current, training-related labour market information for updating the Master File of training institutions within the country as well as monitor trends in skill development and outflow of various skills to the labour market.

The objective for the Survey on Training in Local Institutions for the year 2022 was to cover outturns in TVETS to establish: the category of institution, type, institution distribution per county, programme, course duration, examination body, and skill level by sex.

The survey was carried out between October 2023 to January 2024 covering categories and types of TVET training institutions in 47 counties in Kenya as follows: National Polytechnics, National Youth Service, Institutes of Technology, Technical Training Institutes, Technical and Vocational Centres, Vocational Training Centers, and Commercial Colleges.

The report is organized in four (4) chapters as follows: Chapter One (1)- Background and Methodology, Chapter Two (2) - Data Analysis, Chapter three (3) Findings and Chapter Four (4)- Conclusions and Recommendations.

A handwritten signature in black ink, appearing to read 'Shadrack M. Mwadime'.

**Shadrack M. Mwadime, CBS**  
**Principal Secretary, State Department for Labour and Skills Development**

## EXECUTIVE SUMMARY

Education and Training plays a vital role in the economic growth and development of Kenya, both in providing skills required in the economy and enhancing employability by generating skills that match the demands of the labour market. Kenya lacks a comprehensive database on skills generated as well as the stock of skills available to facilitate better human resource planning, development and utilization in the country.

The survey undertaken between October 2023 to January 2024, was designed to collect information to determine the skills flow into the labour market from TVET institutions and updating the master file of training institutions. This information will inform the development of evidence-based policies that will be useful in configuring the national training systems to respond to the social economic needs of the country.

The survey adopted a descriptive research methodology using questionnaires to collect both qualitative and quantitative data on outturns from registered TVET institutions in 47 counties. Since this was a census, the survey targeted the University (TVET Institutes), National Polytechnics, National Youth Service, Institutes of Science and Technology, Technical Training Institutes, Technical and Vocational Centres, Vocational Training Centers, and Commercial Colleges.

Within the sample frame, a total of 1304 institutions participated in the study with 72% of them being public institutions and 28% were private institutions. A total of 193156 students graduated in various disciplines at different levels in the year 2022 with 99861 male outturns and 93295 female outturns. Within the category of institutions by ownership, Vocational Training Centres had 897 institutions with 85.8% representing public institutions while 14.2% private institutions. Technical Training Institutes recorded 254 institutions with 57.1% private institutions and 42.9% public institutions.

Overall, Hairdressing & Beauty Therapy programme had the highest number of outturns at 13468 followed by plumbing, Food & Beverage and Information Communication Technology with 10814, 9258 and 8091 outturns respectively. Plumbing programme had the highest number of male outturns at 8153 followed by Masonry and, Electrical Installation with 6014 and 5163 male outturns respectively. Hairdressing & Beauty Therapy programme had the highest number of female outturns at 11982 followed by Food & Beverage, Fashion Design & Garment Making and, Information Communication Technology with 7375, 5361 and 4025 female outturns respectively.

Overall, female outturns dominated at Certificate and Diploma training levels while male outturns were the majority in Certificate/GTT1 Certificate/GTT11 Certificate/GTT111 Artisan and Craft training levels.

Certificate training level had the highest number of outturns at 59288 followed by Diploma and Artisan levels with 46451 and 38895 outturns respectively. Certificate training level had 27.1% male outturns followed by Artisan and Diploma training levels with 23.2% and 22.0% respectively of the total 99861 male outturns recorded. Certificate training level had 34.6% female outturns followed by Diploma and Artisan levels with 26.3% and 16.9% respectively of the total 93295 female outturns recorded.

Within the reference year, a total of 9906 programmes were offered across all the TVET institutions. The most common programme by frequency counts was Hairdressing & Beauty Therapy followed by Masonry, Fashion Design & Garment Making, Information Communication Technology and Plumbing at 789, 567, 499, 475 and 468 respectively out of the total 9906 frequency counts. Artisan training Level was the most common with a frequency count of 2165 followed by certificate training Level at frequency count of 2123 out of the total programmes.

## ACRONYMS/ABBREVIATIONS

<b>EGH</b>	Elder of the Golden Heart
<b>EBS</b>	Elder of the Burning Spear
<b>HON</b>	Honorable
<b>ICT</b>	Information Communication Technology
<b>KASNEB</b>	Kenya Accountants and Secretaries National Examinations Board
<b>KLMIS</b>	Kenya Labour Market Information System
<b>LMRA MDCAs</b>	Labour Market Research and Analysis Ministries, Departments, Counties and agencies
<b>NYS</b>	National Youth Service
<b>STLI</b>	Survey of Training in Local Institutions
<b>TVET</b>	Technical and Vocational Education and Training
<b>TTI</b>	Technical Training Institutes
<b>TVC</b>	Technical Vocational Colleges
<b>CBET</b>	Competency Based Education and Training

## DEFINITION OF TERMS

<b>Artisan Level of Training:</b>	An entry level for practical training for school leavers
<b>Bachelor's Degree: (CPA III):</b>	An academic level awarded by KASNEB upon completion of a course of study lasting three years
<b>Craft Level of Training:</b>	An entry level for practical training for secondary school leavers or those with Artisan Grade I certificate
<b>Certificate Level of Training:</b>	Formal qualification awarded after the successful completion of a short-term, skills-based course or program
<b>Vocational Training:</b>	Focuses on practical application of skills learnt and is generally unconcerned with theory or traditional academic skills
<b>Labour Market prospective:</b>	It is the interaction between job seekers and employers within the economy
<b>Master File of Training Institutions:</b>	This is a directory of all training institutions in the Country
<b>Outturns:</b>	It is the number of graduates produced by an institution during a specific period of time
<b>Proficiency Course:</b>	Supplementary training aimed at skills upgrading for improved performance and for career progression in specific cadres
<b>Skill Shortage:</b>	Lack of sufficient skilled manpower
<b>Vocational Trades:</b>	Relates to applied educational courses concerned with skills needed for an occupation

## Table of Contents

<b>FOREWORD</b> .....	<b>ii</b>
<b>PREFACE</b> .....	<b>iv</b>
<b>EXECUTIVE SUMMARY</b> .....	<b>v</b>
<b>ACRONYMS/ABBREVIATIONS</b> .....	<b>1</b>
<b>DEFINITION OF TERMS</b> .....	<b>2</b>
<b>CHAPTER ONE</b> .....	<b>10</b>
1.1 Background.....	10
1.2 Objectives of the Survey .....	10
1.2.1 The Specific Objectives:.....	11
1.4 Scope and Coverage .....	11
1.5 Methodology .....	11
1.6 Limitations and Constraints.....	12
<b>CHAPTER TWO: DATA ANALYSIS</b> .....	<b>13</b>
2.0 Introduction.....	13
2.1 Sample Size.....	13
2.2 Type of Ownership of Training Institutions in the Year 2022.....	13
2.3 Category and Type of Ownership of Training Institutions in the Year 2022. .....	14
2.4 Summary of Outturns by Programme and Skill Levels in the year 2022 ...	15
2.4.1 Summary of all Male Outturns by Programme and Skill Levels in the year 2022.....	31
2.4.2 Summary of all Female Outturns by Programme and Skill Levels in the year 2022.....	45
2.5 Summary of Total Outturns by Skill Level and Sex in the year 2022.....	56
2.6 Summary of Frequencies of Programme and Skill Level in the year 2022. .....	57
<b>2.7 UNIVERSITY (TVET Institutes)</b> .....	<b>68</b>
2.7.1 Outturns by Programmes and Skill Level in University (TVET Institutes) in the year 2022.....	68
2.7.2 Outturns by Educational Level and Sex in University (TVET Institutes) in the year 2022.....	73
2.7.3 Summary of Frequencies of Programme and Skill Level in the year 2022.....	73
<b>2.8 NATIONAL POLYTECHNICS</b> .....	<b>75</b>
2.8.1 Outturns by Programmes and Skill Level in National Polytechnics in the year 2022.....	75

2.8.2 Outturns by Educational Level and Sex in National Polytechnics in the year 2022. ....	81
2.8.3 Summary of Frequencies of Programme and Skill Level in National Polytechnics in the year 2022. ....	82
<b>2.9 NATIONAL YOUTH SERVICE.....</b>	<b>87</b>
2.9.1 Outturns by Programmes and Skill Level in National Youth Service (NYS) in the year 2022. ....	87
2.9.2 Outturns by Educational Level and Sex in National Youth Service (NYS) in the year 2022.....	90
2.9.3 Summary of Frequencies of Programme and Skill Level in National Youth Service (NYS) in the year 2022.....	90
<b>2.10 INSTITUTES OF SCIENCE AND TECHNOLOGY .....</b>	<b>92</b>
2.10.1 Outturns by Programmes and Skill Level in Institutes of Science and Technology in the year 2022.....	92
2.10.2 Outturns by Educational Level and Sex in Institutes of Science and Technology in the year 2022.....	96
2.10.3 Summary of Frequencies of Programme and Skill Level in Institutes of Science and Technology in the year 2022 .....	96
<b>2.11 TECHNICAL TRAINING INSTITUTES.....</b>	<b>100</b>
2.11.1 Outturns by Programmes and Skill Level in Technical Training Institutes (TTIs) in the year 2022.....	100
2.11.2 Outturns by Educational Level and Sex in Technical Training Institutes (TTIs) in the year 2022.....	117
2.11.3 Summary of Frequencies of Programme and Skill Level in Technical Training Institutes (TTIs) in the year 2022. ....	117
<b>2.12 TECHNICAL VOCATIONAL COLLEGES (TVCs) .....</b>	<b>123</b>
2.12.1 Outturns by Programmes and Skill Level in Technical Vocational Colleges (TVCs) in the year 2022. ....	123
2.11.2 Outturns by Educational Level and Sex in Technical Vocational Colleges (TVCs) in the year 2022. ....	130
2.11.3 Summary of Frequencies of Programme and Skill Level in Technical Vocational Colleges (TVCs) in the year 2022.....	130
<b>2.13 VOCATIONAL TRAINING CENTERS (VTCs) .....</b>	<b>134</b>
2.13.1 Outturns by Programmes and Skill Level in Vocational Training Centers (VTCs) in the year 2022. ....	134
2.13.2 Outturns by Educational Level and Sex in Vocational Training Centers (VTCs) in the year 2022. ....	145
2.13.3 Summary of Frequencies of Programme and Skill Level in Vocational Training Centers (VTCs) in the year 2022. ....	146
<b>2.14 COMMERCIAL COLLEGES .....</b>	<b>153</b>

2.14.1 Outturns by Programmes and Skill Level in Commercial Colleges in the year 2022.....	153
2.14.2 Outturns by Educational Level and Sex in Commercial Colleges in the year 2022.....	157
2.13.3 Summary of Frequencies of Programme and Skill Level in Commercial Colleges in the year 2022. ....	157
2.14 Programmes Distribution by Skill Level and Duration in the year 2022.	160
2.15 Examination Body by Skill Level in TVET Institutions in the year 2022.....	160
<b>CHAPTER THREE: SUMMARY OF THE FINDINGS .....</b>	<b>162</b>
3.1 General Observations .....	162
3.2 University (TVET Institutes).....	163
3.3 NATIONAL POLYTECHNICS .....	163
3.4 NATIONAL YOUTH SERVICE.....	164
3.5 INSTITUTES OF SCIENCE AND TECHNOLOGY .....	164
3.6 TECHNICAL TRAINING INSTITUTES .....	165
3.7 TECHNICAL VOCATIONAL COLLEGES (TVCs) .....	165
3.8 VOCATIONAL TRAINING CENTERS (VTCs) .....	166
3.9 COMMERCIAL COLLEGES .....	166
<b>CHAPTER FOUR: CONCLUSIONS AND RECOMMENDATIONS.....</b>	<b>167</b>
<b>Appendix 1: Survey of Training in Local Institutions Questionnaire .....</b>	<b>169</b>

## List of Tables

Table 1: Category and Type of Ownership of Training Institutions .....	14
Table 2: Summary of all Outturns by Programme and Skill Levels in the year 2022 .....	15
Table 3: Summary of all Male Outturns by Programme and Skill Levels in the year 2022 .....	31
Table 4: Summary of all Female Outturns by Programme and Skill Levels in the year 2022 .....	45
Table 5: Summary of all Outturns by Skill Level and Sex in the year 2022.....	56
Table 6: Summary of Frequencies of Programme and Skill Level in the year 2022. ....	57
Table 7: Summary of Outturns by Programme and Skill Level in University (TVET Institutes) .....	70
Table 8: Summary of Outturns by Skill Level and Sex in University (TVET Institutes) in the year 2022. ....	73
Table 9: Summary of Total Programme by Skill Level in University (TVET Institutes) in the year 2022. ....	74
Table 10: Summary of Outturns by Programme and Skill Level in National Polytechnics .....	76
Table 11: Summary of Outturns by Skill Level and Sex in National Polytechnics in the year 2022.....	81
Table 12: Summary of Total Programme by Skill Level in National Polytechnics in the year 2022.....	82
Table 13: Summary of Outturns by Programme and Skill Level in National Youth Service (NYS) .....	88
Table 14: Summary of Outturns by Skill Level and Sex in National Youth Service (NYS) in the year 2022.....	90
Table 15: Summary of Total Programme by Skill Level in National Youth Service (NYS) in the year 2022.....	91

Table 16: Summary of Outturns by Programme and Skill Level in Institutes of Science and Technology .....	93
Table 17: Summary of Outturns by Skill Level and Sex in Institutes of Science and Technology in the year 2022.....	96
Table 18: Summary of Total Programme by Skill Level in Institutes of Science and Technology in the year 2022.....	98
Table 19: Summary of Outturns by Programme and Skill Level in Technical Training Institutes (TTIs) .....	101
Table 20: Summary of Outturns by Skill Level and Sex in Institutes of Science and Technology in the year 2022.....	117
Table 21: Summary of Total Programme by Skill Level in Institutes of Science and Technology in the year 2022.....	118
Table 22; Summary of Outturns by Programme and Skill Level in Technical Vocational Colleges (TVCs) .....	124
Table 23: Summary of Outturns by Skill Level and Sex Technical Vocational Colleges (TVCs) in the year 2022.....	130
Table 24: Summary of Total Programme by Skill Level Technical Vocational Colleges (TVCs) in the year 2022.....	131
Table 25: Summary of Outturns by Programme and Skill Level in Vocational Training Centers (VTCs).....	135
Table 26: Summary of Outturns by Skill Level and Sex Vocational Training Centers in the year 2022. ....	145
Table 27: Summary of Total Programme by Skill Level in Vocational Training Centers (VTCs) in the year 2022.....	146
Table 28: Summary of Outturns by Programme and Skill Level in Commercial Colleges .....	154
Table 29: Summary of Outturns by Skill Level and Sex in Commercial Colleges in the year 2022.....	157
Table 30: Summary of Total Programme by Skill Level in Commercial Colleges in the year 2022.....	158

Table 31: Programmes Distribution by Skill Level and Duration in the year 2022  
..... 160

Table 32: Present a summary of Examination Bodies by Skill Level. .... 161

## List of Figures

Figure 1: Number Outturns Distribution by Sex .....	13
Figure 2: Institution Category by Ownership .....	14
Figure 3: Figure 3: Institution Category by Type of Ownership .....	15
Figure 4: Skill Level by Sex.....	57
Figure 5: Skill Level by Sex in University (TVET Institutes) .....	73
Figure 6: Skill Level by Sex in National Polytechnics.....	81
Figure 7: Skill Level by Sex in National Youth Service (NYS) .....	90
Figure 8: Skill Level by Sex in Institutes of Science and Technology .....	96
Figure 9: Skill Level by Sex in Institutes of Science and Technology .....	117
Figure 10: Skill Level by Sex Technical Vocational Colleges (TVCs) .....	130
Figure 11: Skill Level by Sex Vocational Training Centers.....	146
Figure 12: Skill Level by Sex in Commercial Colleges .....	157

# CHAPTER ONE

## 1.1 Background

The Global Human Capital Index released by the World Economic Forum in 2017 ranked Kenya at position 78 out of the 130, up from position 120 in 2016. The report used indices to determine the score of capacities, deployment, development and know-how of different countries. The jump to the top hundred was attributed to the country's strong educational and sizeable medium skilled employment sector. Human capital development has been described as key to the future workforce. Many leading economies are transitioning towards putting more investment in the potential of their workforce.

The Fourth Medium Term Plan (MTP IV) 2023-2027 of the Kenya Vision 2030 implemented through the Bottom-Up Economic Transformation Agenda (BETA) identifies education and training as an enabler in addressing the inequalities in the country's education system as well as providing adequate human capital that is responsive to the demands of the labour market.

For effective human capital development to be realized, it is important that accurate and up to date labour market information is maintained. In Kenya, the training sector has expanded rapidly over the years to meet the rising demand for skills in the country. Today, there are a number of public and private TVET institutions providing courses in various fields. Investing in Technical and Vocational Education and Training (TVET) institutions is not just about providing training opportunities but also the way to secure the future of this country, guaranteeing long term productivity, economic sustainability and inclusive growth.

The Directorate of Labour Market Research and Analysis (LMRA) collects labour market information data in order to track the trends in skills supply vis-a-vis industry demands hence the survey of training in TVET institutions provides information on skill profiles and quantities of labour markets entrants thus contributing to the management and co-ordination of human capital planning, development and utilization.

## 1.2 Objectives of the Survey

The main objective of the Survey of Training in Local Institutions (STLI) was to determine the types, size and level of skills flow from TVET institutions into the labour market.

### **1.2.1 The Specific Objectives:**

1. To establish the outturns by type, size and skill levels from TVET institutions in the country
2. To establish the programmes/courses offered in TVET institutions in the country
3. To update the master file for all training institutions registered under TVETA in the country

### **1.3 Justification for the Survey**

In the past, efforts have been made to study the trends of the skills supply into the labour market from the training institutions in the country. Currently the data available on skills from training institutions is not up-to-date since the last survey was carried out in June, 2018. Therefore, there was need to undertake a survey of the local training institutions to document the skills channeled out and ascertain the status of TVET institutions owing to the fact that there has been transition where some of the institutions have changed their status in terms of categorization among others.

The data collected will be used to update the master file for all training institutions registered under TVETA in the country in order to track the trends in skills supply from TVET training institutions.

This information will be paramount in the formulation and implementation of policies in human capital planning and development.

### **1.4 Scope and Coverage**

The survey was conducted in both public and private TVET institutions. The following types of TVET institutions were covered: University (TVET Institutes), National Polytechnics, Institutes of Science and Technology, National Youth Service, Technical Training Institutes, Technical and Vocational Centres Vocational Training Centres, and Commercial Colleges.

### **1.5 Methodology**

The survey of training in TVET institutions was carried out as a census in all categories of training institutions mentioned under scope and coverage. A structured questionnaire was used to collect data on variables relating to outturns, programmes offered, duration, examination body, the skill level and sex.

The survey was conducted between October 2023 to January 2024. The survey team comprised of Officers from the Directorate for Labour Market Research and Analysis.

## **1.6 Limitations and Constraints**

There were a number of challenges encountered during the execution of the Survey as follows: -

- I. Some training institutions did not have proper record keeping systems therefore occasioning delays in receiving responses
- II. Administrative barriers and/or institutional resistance made it difficult to access information, while others did not respond to the questionnaire, limiting the anticipated coverage
- III. Resource constraints in terms of time, inadequate funding, limited number of engaged personnel and the vast geographical distance from one institution to the other restricted the extent of data collection
- IV. There are instances where institutions relocate and/or change name or contacts, hence making it difficult to trace

## CHAPTER TWO: DATA ANALYSIS

### 2.0 Introduction

This chapter presents an analysis of data collected from all categories of TVET institutions in the country that responded to the survey. The information is presented in form of tables and figures. It should be noted that the information presented represents the number of TVET institutions that responded and not the total number of institutions in the country.

### 2.1 Sample Size

The survey sought to compile the number of outturns who graduated from the TVET institutions with various programmes in the year 2022. A total of 193,156 outturns were recorded with 99,861 being males while 93,295 were female as indicated in the figure below.

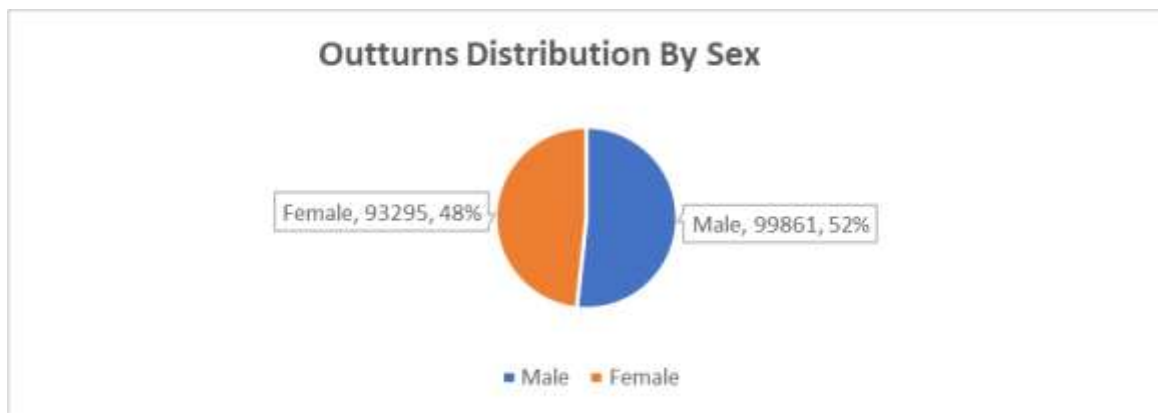


Figure 1: Number Outturns Distribution by Sex

### 2.2 Type of Ownership of Training Institutions in the Year 2022.

Training institutions in Kenya are classified by ownership as either public or private. In this survey, training institutions have also been categorized on the basis of registration status of the institution and not necessarily on the levels of certificates that they award.

**Figure 2** below presents the TVET institutions that responded by type of ownership. A total of 1304 institutions participated in the study with 72% of them were public institutions and 28% were private institutions.

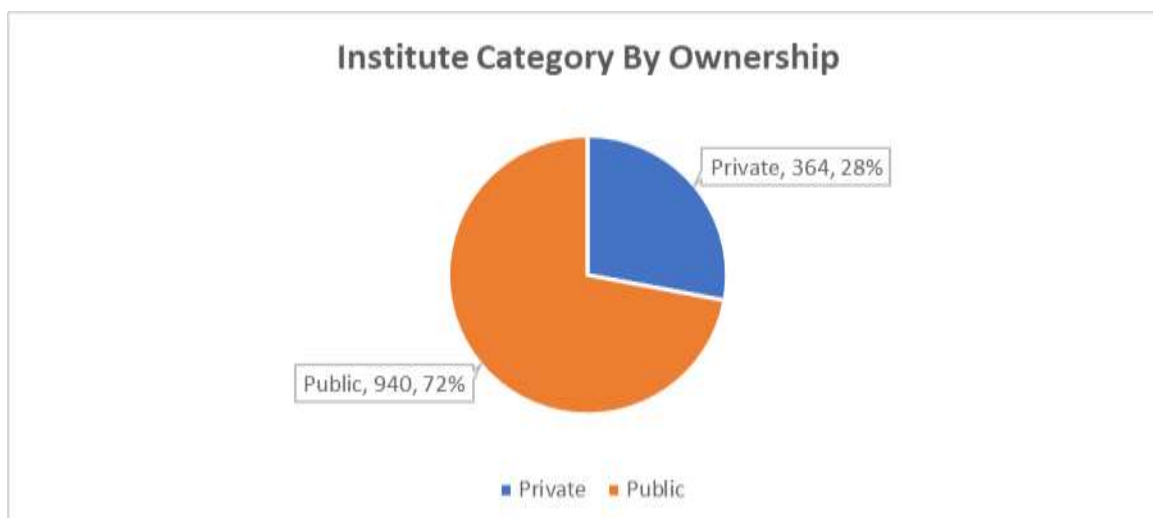


Figure 2: *Institution Category by Ownership*

### 2.3 Category and Type of Ownership of Training Institutions in the Year 2022.

**Table 1** and **Figure 3** below presents the TVET institutions that responded by category of institution. Vocational Training Centres had 897 institutions that responded with 85.8% public while 14.2% private. 254 Technical Training Institutes responded with 57.1% of them being private with the rest being public institutions.

**Table 1: Category and Type of Ownership of Training Institutions**

Institution Category	Type of Ownership				Grand Total
	Private	%	Public	%	
Vocational Training Centre	127	14.2	770	85.8	<b>897</b>
Technical Training Institute	145	57.1	109	42.9	<b>254</b>
Commercial Colleges	64	100.0	0	0.0	<b>64</b>
Technical Vocational College	20	40.0	30	60.0	<b>50</b>
National Polytechnic	0	0.0	15	100.0	<b>15</b>
Institutes of Science and Technology	6	60.0	4	40.0	<b>10</b>
National Youth Service	0	0.0	7	100.0	<b>7</b>
University	2	28.6	5	71.4	<b>7</b>
<b>Grand Total</b>	<b>364</b>	<b>27.9</b>	<b>940</b>	<b>72.1</b>	<b>1304</b>

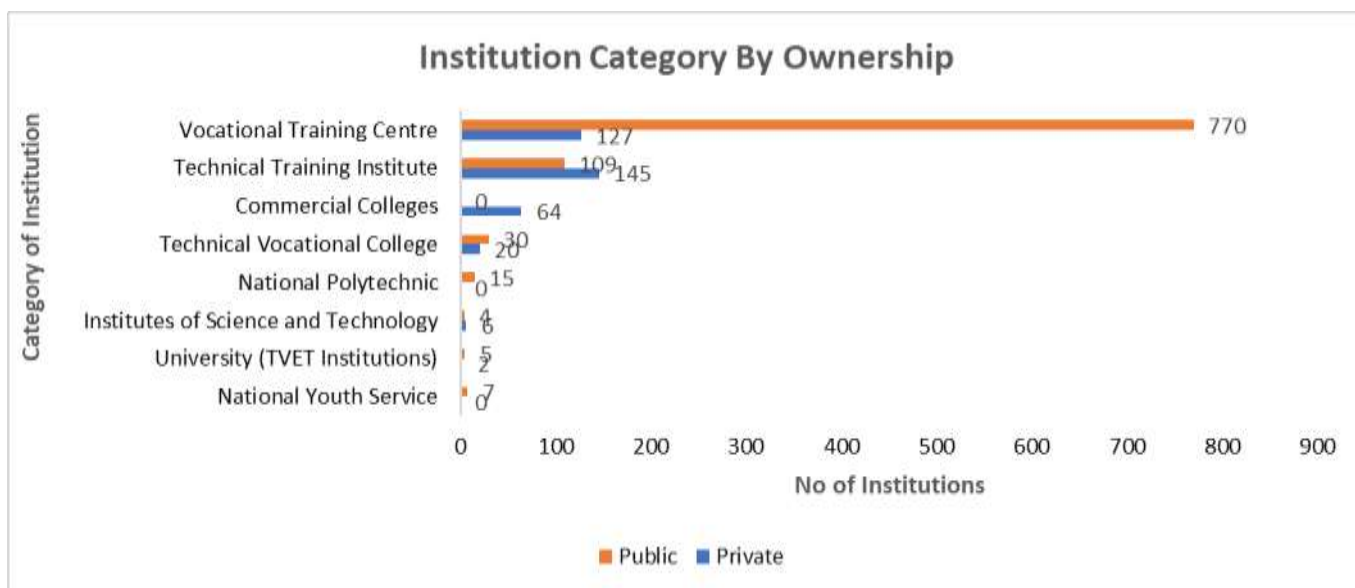


Figure 3: **Figure 3: Institution Category by Type of Ownership**

## 2.4 Summary of Outturns by Programme and Skill Levels in the year 2022

**Table 2** indicates distribution of total outturns by Programmes and skill levels. Hairdressing & Beauty Therapy programme had the highest number of outturns at 13468 followed by plumbing, Food & Beverage and Information Communication Technology with 10814, 9258 and 8091 outturns respectively out of the total 193156 outturns recorded in the reference year. Certificate training level of education had 59288 (30.7%) outturns followed by Diploma and Artisan with 46451 (24.1%) and 38895 (20.1%) outturns respectively.

**Table 2: Summary of all Outturns by Programme and Skill Levels in the year 2022**

Programmes	Skill Levels							Grand Total	%
	Artisan	Certificate	Certificate /GTT1	Certificate/ GTT11	Certificate/ GTT111	Craft	Diploma		
Hairdressing & Beauty Therapy	4157	2567	2490	233	3179	306	536	13468	7.0
Plumbing	5031	2191	842	239	1324	1187	0	10814	5.6
Food & Beverage	3864	2085	136	36	284	1460	1393	9258	4.8
Information Communication Technology	447	2944	504	84	407	645	3060	8091	4.2
Masonry	2572	339	1111	189	1940	98	0	6249	3.2
Fashion Design & Garment Making	1876	533	969	207	1884	469	123	6061	3.1
Electrical Installation	3549	411	660	54	892	285	56	5907	3.1
Building & Construction	761	1396	396	63	502	1023	1223	5364	2.8

Skill Levels									
Programmes	Artisan	Certificate	Certificate /GTT1	Certificate/ GTT11	Certificate/ GTT111	Craft	Diploma	Grand Total	%
Mechanics	2149	286	921	99	1663	136	0	5254	2.7
Computer Packages	42	4598	157	0	156	40	0	4993	2.6
Business Management	55	1401	0	0	0	133	3006	4595	2.4
Community Development & Social Work	14	1483	5	0	0	483	2489	4474	2.3
Supply Chain Management	0	921	0	0	0	397	2891	4209	2.2
Catering & Accommodation	0	3199	0	0	0	0	1008	4207	2.2
Electrical & Electronics Engineering	1096	1234	125	0	185	730	782	4152	2.1
Electrical Wireman	1261	349	779	121	1032	91	0	3633	1.9
Standard Training Certification & Watchkeeping for Seafarers (STCW)	0	3440	0	0	0	0	0	3440	1.8
Agriculture	254	1133	0	0	0	479	1278	3144	1.6
Plant Operator	1218	765	705	0	0	324	0	3012	1.6
Fashion & Design	1129	566	457	0	422	119	308	3001	1.6
Dress Making	737	340	435	58	1339	81	1	2991	1.5
Motor Vehicle Mechanics	1264	154	593	59	687	67	2	2826	1.5
Civil Engineering	290	313	0	0	0	10	2120	2733	1.4
Automotive Engineering	714	812	123	6	17	462	584	2718	1.4
Human Resource Management	53	680	0	0	0	102	1581	2416	1.3
Accountancy	0	431	0	0	0	0	1894	2325	1.2
Driving	0	1614	18	0	94	414	0	2140	1.1
Homecare Management	0	2075	0	0	0	0	0	2075	1.1
Cosmetology	0	1232	0	0	0	37	749	2018	1.0
Carpentry & Joinery	703	108	497	76	582	29	0	1995	1.0
Welding	500	190	259	22	527	27	442	1967	1.0
Certified Public Accountant (CPA)	0	1737	141	0	60	0	0	1938	1.0
Beauty & Therapy	216	426	357	39	417	31	357	1843	1.0
Secretarial Studies	30	822	0	0	50	121	808	1831	0.9
Hospitality	225	612	47	0	0	21	777	1682	0.9
Theology	0	95	0	0	0	0	1308	1403	0.7
Mechanical Engineering	181	270	29	0	272	117	509	1378	0.7
Information Technology	49	585	0	0	53	216	408	1311	0.7
Social Work	15	441	0	0	0	195	475	1126	0.6
Land Survey	0	129	0	0	0	344	622	1095	0.6
Electrical Engineering	235	109	48	0	104	162	406	1064	0.6
Welding & Fabrication	498	68	121	11	282	55	14	1049	0.5
Electrical Engineering (Power Option)	0	563	0	0	0	288	182	1033	0.5

Skill Levels									
Programmes	Artisan	Certificate	Certificate /GTT1	Certificate/ GTT11	Certificate/ GTT111	Craft	Diploma	Grand Total	%
Electrical & Electronics Engineering (Power Option)	82	177	0	0	0	253	461	973	0.5
Computer	27	528	48	17	82	3	0	705	0.4
Computer Application	0	643	0	0	0	0	0	643	0.3
Motor Vehicle Technology	450	46	33	6	26	39	27	627	0.3
Hospitality Management	48	137	0	0	0	0	414	599	0.3
Community Health	0	447	0	0	0	0	149	596	0.3
Fashion Design & Clothing Technology	0	273	0	0	6	1	298	578	0.3
Information Studies	0	147	0	0	0	97	331	575	0.3
Plumbing & Pipe Fitting	120	92	96	10	138	114	0	570	0.3
Banking & Finance	0	133	0	0	0	0	413	546	0.3
Institutional & Hospitality Management	233	195	0	0	0	0	112	540	0.3
Store Keeping	422	99	0	0	0	7	0	528	0.3
Project Management	0	22	0	0	0	0	463	485	0.3
Electrical & Electronics Technology	132	115	52	144	17	16	0	476	0.2
Information Science	0	199	0	0	0	62	205	466	0.2
Accounting Technician	0	104	0	0	0	0	351	455	0.2
Counselling & Psychology	21	108	0	0	0	0	326	455	0.2
Kenya Registered Nursing & Midwifery	0	0	0	0	0	0	453	453	0.2
Computer Operator	4	61	35	1	83	268	0	452	0.2
Dairy Production & Management	0	387	0	0	0	0	65	452	0.2
Early Childhood Teacher Education	0	219	0	0	0	0	233	452	0.2
Tourism Management	6	62	0	0	0	13	354	435	0.2
Metal Processing Technology	107	16	107	5	168	0	0	403	0.2
Quantity Survey	0	0	0	0	0	14	381	395	0.2
Nutrition & Dietetics	0	138	0	0	0	90	155	383	0.2
Science Laboratory Technology	0	187	0	0	0	159	24	370	0.2
Food Processing Technology	192	89	15	41	9	7	0	353	0.2
Community Health & Development	0	169	0	0	0	0	182	351	0.2
Certified Secretaries	0	350	0	0	0	0	0	350	0.2

Skill Levels									
Programmes	Artisan	Certificate	Certificate /GTT1	Certificate/ GTT11	Certificate/ GTT111	Craft	Diploma	Grand Total	%
Medical Engineering	0	37	0	0	0	0	308	345	0.2
Air Conditioning & Refrigeration	213	37	62	3	6	0	14	335	0.2
Journalism	0	184	0	0	0	0	142	326	0.2
Business & Liberal Studies	0	121	0	0	0	0	204	325	0.2
Perioperative Theatre Technology	4	102	0	0	0	0	197	303	0.2
Agribusiness	6	285	0	0	0	0	8	299	0.2
Cooperative Management	0	86	0	0	0	0	213	299	0.2
Sales & Marketing	5	138	0	0	0	3	142	288	0.1
Arabic & Islamic Studies	58	123	0	0	0	0	91	272	0.1
Business Administration	0	11	0	0	0	0	253	264	0.1
Laboratory Science	0	262	0	0	0	0	0	262	0.1
Primary Teacher Education	0	29	0	0	0	0	231	260	0.1
Cabin Crew	0	6	0	0	0	20	230	256	0.1
Community Development	0	45	0	0	0	0	198	243	0.1
Agricultural Engineering	30	44	0	0	0	54	110	238	0.1
Journalism & Media Studies	0	35	0	0	0	0	201	236	0.1
Library & Information Science	0	39	0	0	0	0	195	234	0.1
Sales	0	0	0	0	0	0	230	230	0.1
Plant Mechanics	209	0	17	0	1	0	0	227	0.1
Computer Studies	1	169	0	0	0	0	55	225	0.1
Coxswain	0	212	0	0	0	0	0	212	0.1
Horticulture	139	66	0	0	0	0	0	205	0.1
Baking Technology	41	124	0	0	0	7	28	200	0.1
Computer & Music	0	200	0	0	0	0	0	200	0.1
Music	0	200	0	0	0	0	0	200	0.1
Procurement & Material Management	0	0	0	0	0	0	197	197	0.1
Animal Health & Production	0	140	0	0	0	0	53	193	0.1
Construction Plant Mechanic	64	28	98	0	0	0	0	190	0.1
Food Processing	88	37	15	1	33	2	0	176	0.1
Food Technology	12	13	4	43	45	0	56	173	0.1
Food Production	35	53	34	0	8	0	42	172	0.1
Kenya Registered Community Health Nurse	0	0	0	0	0	0	172	172	0.1
Architecture	0	0	0	0	0	0	170	170	0.1
Disability Care Studies	0	170	0	0	0	0	0	170	0.1
Light Motor Vehicle Mechanics	38	20	30	0	80	0	0	168	0.1

Skill Levels									
Programmes	Artisan	Certificate	Certificate /GTT1	Certificate/ GTT11	Certificate/ GTT111	Craft	Diploma	Grand Total	%
Hospitality & Tourism Management	0	49	0	0	0	0	112	161	0.1
Applied Biology	0	0	0	0	0	0	159	159	0.1
Catering	0	125	0	0	0	0	33	158	0.1
Medical Laboratory	0	0	0	0	0	0	156	156	0.1
Business Studies	37	59	0	0	0	1	55	152	0.1
Mass Communication	0	13	0	0	0	0	138	151	0.1
Motor Vehicle Electrician	84	27	15	0	23	2	0	151	0.1
Aeronautical Engineering	0	0	0	0	0	0	150	150	0.1
Digital Literacy	0	149	0	0	0	0	0	149	0.1
Journalism & Mass Communication	0	67	0	0	0	0	81	148	0.1
Food Production, Service & Sales	0	147	0	0	0	0	0	147	0.1
Electrical Wiring	67	0	27	11	39	0	0	144	0.1
East Africa Freight Forwarding Practicing	0	143	0	0	0	0	0	143	0.1
Electrical & Electronics Engineering (Telecommunication)	0	32	0	0	0	0	111	143	0.1
Salesmanship	138	0	0	0	0	0	0	138	0.1
Telecommunication Engineering	0	51	0	0	0	46	40	137	0.1
Dietetics Management	0	0	0	0	0	21	115	136	0.1
Analytical Chemistry	0	0	0	0	0	0	133	133	0.1
Accounting Management	0	130	0	0	0	0	0	130	0.1
Food Science Technology	0	68	0	0	0	51	11	130	0.1
Health Records & Information Technology	0	56	0	0	0	0	74	130	0.1
Welder Electrical	68	0	7	0	29	24	0	128	0.1
Tax Administration	0	10	0	0	0	0	115	125	0.1
3D Animation & Multi media	0	79	0	0	0	0	44	123	0.1
Graphic Design	0	40	0	0	0	0	83	123	0.1
Computer User Specialist	0	0	0	0	0	120	0	120	0.1
Hospitality & Tourism	5	110	0	0	0	0	5	120	0.1
Electrical Technology	23	31	35	0	20	10	0	119	0.1
Flight Operations	0	63	0	0	0	0	53	116	0.1
Metal Work	18	34	0	0	63	0	0	115	0.1
Pharmaceutical Technology	0	0	0	0	0	0	113	113	0.1
Tour Guiding & Travel Operation	0	75	0	0	0	38	0	113	0.1
Forestry	0	46	0	0	0	0	65	111	0.1
Hotel & Catering	0	58	0	0	0	0	52	110	0.1

Skill Levels									
Programmes	Artisan	Certificate	Certificate /GTT1	Certificate/ GTT11	Certificate/ GTT111	Craft	Diploma	Grand Total	%
International Computer Driving License	0	110	0	0	0	0	0	110	0.1
Garment Making	56	35	14	0	4	0	0	109	0.1
Petroleum Geoscience	0	9	0	0	0	18	81	108	0.1
Sustainable Agriculture & Rural Development	0	61	0	0	0	0	42	103	0.1
Journalism & Mass Media	0	67	0	0	0	0	35	102	0.1
Proficiency In Survival Craft & Rescue Boats	0	102	0	0	0	0	0	102	0.1
Community Development & Counselling	0	3	0	0	0	0	96	99	0.1
Forklift Operator	0	96	0	0	0	0	0	96	0.0
Custom Administration	0	11	0	0	0	0	82	93	0.0
Fitness Science	0	0	0	0	0	0	93	93	0.0
Tourism & Travel Management	0	26	0	0	0	0	67	93	0.0
Road Construction	0	34	0	0	0	58	0	92	0.0
Media Studies	0	0	0	0	0	0	91	91	0.0
Association of Business Executives	0	0	0	0	0	0	89	89	0.0
Wildlife Management	0	0	0	0	0	0	89	89	0.0
Hotel & Catering Supervision	4	84	0	0	0	0	0	88	0.0
Nutrition	0	46	0	0	0	0	42	88	0.0
Internet & Computer Certification	0	0	87	0	0	0	0	87	0.0
Food Production & Service	0	0	86	0	0	0	0	86	0.0
Marketing Management	0	13	0	0	0	0	73	86	0.0
Logistics & Transport Management	0	0	0	0	0	0	83	83	0.0
Adult Education	0	81	0	0	0	0	0	81	0.0
Driving & Plant Operator	0	80	0	0	0	0	0	80	0.0
Bakery	0	79	0	0	0	0	0	79	0.0
Tour Guide & Operations	0	68	0	0	0	7	4	79	0.0
Food Processing & Preservation Technology	0	57	0	0	0	0	21	78	0.0
Nail Technology	32	37	8	0	0	0	0	77	0.0
Journalism & Public Relations	0	0	0	0	0	0	75	75	0.0
Highway Engineering	0	0	0	0	0	0	74	74	0.0
Sign Language	6	67	0	0	0	0	0	73	0.0
Business Information Technology	0	17	0	0	0	0	55	72	0.0
Cambridge IGCSE & A/AS	0	70	0	0	0	0	0	70	0.0

Skill Levels									
Programmes	Artisan	Certificate	Certificate /GTT1	Certificate/ GTT11	Certificate/ GTT111	Craft	Diploma	Grand Total	%
Film & Television Production	0	9	0	0	0	0	61	70	0.0
Soil Health, Soil Sampling & Plant Health	0	70	0	0	0	0	0	70	0.0
Electrical & Electronics Engineering Technology (Instrumentation & Control)	0	0	0	0	0	0	68	68	0.0
Tourism	0	0	0	0	0	7	61	68	0.0
Clinical Nutrition	0	18	0	0	0	0	49	67	0.0
Food Science & Processing Technology	0	0	0	0	0	2	65	67	0.0
Computing & Information Communication Technology	0	0	0	0	0	0	66	66	0.0
Chemical Engineering	0	0	0	0	0	0	64	64	0.0
Community Health Assistant	0	36	0	0	0	0	28	64	0.0
Instrument	0	64	0	0	0	0	0	64	0.0
Artificial Insemination	0	63	0	0	0	0	0	63	0.0
Barbering	30	33	0	0	0	0	0	63	0.0
English Proficiencies (IELTS, TOEFL)	0	60	0	0	0	0	0	60	0.0
First Aid/Refresher/Defensive	0	60	0	0	0	0	0	60	0.0
Archives & Record Management	0	0	0	0	0	0	58	58	0.0
Electrical & Electronics Technology (Power Option)	0	0	0	0	11	47	0	58	0.0
Electrical & Refrigeration	0	0	0	0	58	0	0	58	0.0
Introduction To Milling	0	33	0	0	0	0	25	58	0.0
Interior Design	0	28	0	0	0	0	28	56	0.0
Professional Marketing	0	26	0	0	0	0	30	56	0.0
Child Care & Protection	0	14	0	0	0	1	40	55	0.0
Clothing Technology	0	28	0	0	3	0	24	55	0.0
Community Health & HIV Management	0	7	0	0	0	0	48	55	0.0
Leadership Ministry	0	55	0	0	0	0	0	55	0.0
Bakery & Pastry	0	0	0	0	52	2	0	54	0.0
Cookery	0	0	0	0	2	0	52	54	0.0
Environmental Science	0	0	0	0	0	0	54	54	0.0
Nature Interpretation & Tour Administration	0	53	0	0	0	0	0	53	0.0

Skill Levels									
Programmes	Artisan	Certificate	Certificate /GTT1	Certificate/ GTT11	Certificate/ GTT111	Craft	Diploma	Grand Total	%
Water Engineering	0	48	0	0	0	4	0	52	0.0
Animal Production & Management	0	40	0	0	0	0	11	51	0.0
Computer Science	0	3	0	0	0	0	48	51	0.0
Fisheries & Aquatic Sciences	0	0	0	0	0	0	51	51	0.0
Printing & Technology	0	18	0	0	0	0	33	51	0.0
Strategic Management & Leadership	0	51	0	0	0	0	0	51	0.0
Computer (Web Designing)	0	50	0	0	0	0	0	50	0.0
Office Management	0	2	0	0	0	0	48	50	0.0
Animal Health	0	49	0	0	0	0	0	49	0.0
Public Relations	0	0	0	0	0	0	49	49	0.0
Association of Chartered Accountants	0	48	0	0	0	0	0	48	0.0
Digital Marketing	0	0	0	0	0	0	48	48	0.0
Electrical & Electronics Engineering (Instrumentation & Control)	0	0	0	0	0	0	48	48	0.0
Hotel & Institution Management	0	0	0	0	0	0	48	48	0.0
Library Studies	0	26	0	0	0	0	22	48	0.0
Applied Statistics	0	0	0	0	0	0	47	47	0.0
Saloon	0	47	0	0	0	0	0	47	0.0
Environmental Management	0	0	0	0	0	0	46	46	0.0
Leather Work	28	0	4	0	14	0	0	46	0.0
Beauty	19	21	0	0	0	0	5	45	0.0
Chemical Dependency & Addiction Counseling	0	18	0	0	0	0	27	45	0.0
Supervisory Skills & Leadership	0	45	0	0	0	0	0	45	0.0
Theology & Development	0	0	0	0	0	0	45	45	0.0
Art & Design (Fashion)	0	0	0	0	0	0	44	44	0.0
Criminology	0	16	0	0	0	0	28	44	0.0
Exploration & Development of Geothermal Resources	0	44	0	0	0	0	0	44	0.0
Pharmacy	0	0	0	0	0	0	44	44	0.0
Broadcast & Journalism	0	0	0	0	0	0	43	43	0.0
Photography	0	42	0	0	0	1	0	43	0.0
Secretarial Studies & Office Management	0	0	0	0	0	0	43	43	0.0
Maritime Transport & Logistics	0	0	0	0	0	8	34	42	0.0
Aquaculture	33	8	0	0	0	0	0	41	0.0

Skill Levels									
Programmes	Artisan	Certificate	Certificate /GTT1	Certificate/ GTT11	Certificate/ GTT111	Craft	Diploma	Grand Total	%
Petroleum Tanker Drivers' Safety & Defensive Driving	0	41	0	0	0	0	0	41	0.0
Tourism Travel & Business	0	0	0	0	0	0	41	41	0.0
Kenya Registered Nursing	0	0	0	0	0	0	40	40	0.0
Training of Trainers	0	36	0	0	0	0	4	40	0.0
County Governance & Ethics	0	0	0	0	0	0	39	39	0.0
Survey & Mapping	0	39	0	0	0	0	0	39	0.0
Community Wildlife Management	0	37	0	0	0	0	0	37	0.0
Journalism & Media	0	0	0	0	0	0	37	37	0.0
Medical Laboratory Technology	0	0	0	0	0	24	13	37	0.0
Metal Fabrication	0	0	0	37	0	0	0	37	0.0
Microsoft Office Proficiency	0	36	0	0	0	0	0	36	0.0
Airport Operation	0	4	0	0	0	5	26	35	0.0
Maritime Security	35	0	0	0	0	0	0	35	0.0
Patient Care	0	35	0	0	0	0	0	35	0.0
Health Records	0	34	0	0	0	0	0	34	0.0
Water Technology	0	0	0	0	0	0	34	34	0.0
Vessel Repair	33	0	0	0	0	0	0	33	0.0
Rating Forming Part of Engineering Watch	0	32	0	0	0	0	0	32	0.0
Counselling	0	0	0	0	0	0	31	31	0.0
Pastry	0	23	0	0	0	8	0	31	0.0
Computer Integrated Manufacturing	0	0	0	0	0	0	30	30	0.0
Electrical & Electronics (Instagram Option)	0	0	0	0	0	0	30	30	0.0
Guidance & Counselling	0	8	0	0	0	0	22	30	0.0
Heena Painting	0	0	30	0	0	0	0	30	0.0
Monitoring & Evaluation	0	30	0	0	0	0	0	30	0.0
Office Operations & Management	0	0	0	0	0	0	30	30	0.0
Yeast Production & Cake Decoration (Partial)	30	0	0	0	0	0	0	30	0.0
Roads & Bridges Construction	0	29	0	0	0	0	0	29	0.0
Entrepreneurship Development	0	4	0	0	0	0	24	28	0.0

Skill Levels									
Programmes	Artisan	Certificate	Certificate /GTT1	Certificate/ GTT11	Certificate/ GTT111	Craft	Diploma	Grand Total	%
Health Service Support	4	24	0	0	0	0	0	28	0.0
Fashion Design & Interior Decoration	0	10	0	0	0	0	17	27	0.0
Hotel Management	0	0	0	0	0	27	0	27	0.0
Library Information Studies	0	1	0	0	0	0	26	27	0.0
Drawing & Painting	0	19	0	0	0	0	7	26	0.0
Marine Engineering	0	0	0	0	0	7	19	26	0.0
Mindful Self Compassion	26	0	0	0	0	0	0	26	0.0
Turner	26	0	0	0	0	0	0	26	0.0
Basic Firefighter	0	25	0	0	0	0	0	25	0.0
Criminology & Security Management	0	12	0	0	0	0	12	24	0.0
Newspaper Reporting	0	0	0	0	0	0	24	24	0.0
Solar Photo Voltaic	6	0	0	0	3	15	0	24	0.0
Textile	0	0	5	2	17	0	0	24	0.0
Computerized Secretarial Studies	0	11	0	0	0	0	12	23	0.0
Health Science	0	0	0	0	0	0	23	23	0.0
Sacred Ministry	0	15	0	0	0	0	8	23	0.0
Tailoring/Dress Making	0	0	0	0	23	0	0	23	0.0
Building Technology	0	5	0	0	0	0	17	22	0.0
Nutrition & dietetics Management	0	0	0	0	0	0	22	22	0.0
Road Traffic Accidents	0	22	0	0	0	0	0	22	0.0
Sound Engineering	0	0	0	0	0	0	22	22	0.0
Aircraft Maintenance	0	21	0	0	0	0	0	21	0.0
Christian Ministries	0	21	0	0	0	0	0	21	0.0
Culinary Arts	0	13	0	0	0	0	8	21	0.0
Freelance & Feature Writing	0	0	0	0	0	0	21	21	0.0
House Keeping Management	0	6	0	15	0	0	0	21	0.0
Media Law & Ethics	0	0	0	0	0	0	21	21	0.0
National Computing Council	0	0	0	0	0	0	21	21	0.0
Sub-Editing	0	0	0	0	0	0	21	21	0.0
Cake Making & Decoration	0	20	0	0	0	0	0	20	0.0
Education Life Skills	0	20	0	0	0	0	0	20	0.0
Medical Laboratory Science	0	1	0	0	0	0	19	20	0.0
Comptia *+	0	19	0	0	0	0	0	19	0.0
Fine Art & Design	0	0	0	0	19	0	0	19	0.0

Skill Levels									
Programmes	Artisan	Certificate	Certificate /GTT1	Certificate/ GTT11	Certificate/ GTT111	Craft	Diploma	Grand Total	%
Food Production Culinary Arts	5	6	0	0	0	0	8	19	0.0
Front Office	5	3	0	0	0	1	10	19	0.0
Islamic Studies	0	19	0	0	0	0	0	19	0.0
Multimedia	0	19	0	0	0	0	0	19	0.0
Nautical Science	0	0	0	0	0	14	5	19	0.0
Oil & Gas	0	0	0	0	0	0	19	19	0.0
Painting & Decoration	0	0	6	0	4	9	0	19	0.0
Pastoral Ministry	0	0	0	0	0	0	19	19	0.0
Secretarial & ICT	0	0	0	0	0	19	0	19	0.0
Shipping	0	0	0	0	0	0	19	19	0.0
Training of Trainers Counselling	0	19	0	0	0	0	0	19	0.0
Animal Health & Range Management	0	0	0	0	0	0	18	18	0.0
Certified Investment & Financial Analysis	0	18	0	0	0	0	0	18	0.0
Computer Technology	0	0	0	0	0	0	18	18	0.0
Front Office Operation & Administration	0	16	0	0	0	0	2	18	0.0
Holistic Therapy	0	6	0	0	0	0	12	18	0.0
Music & Sound	0	18	0	0	0	0	0	18	0.0
Refrigeration & AC Repair	0	18	0	0	0	0	0	18	0.0
Aircargo Introduction	0	0	0	0	0	0	17	17	0.0
Ball Making	0	17	0	0	0	0	0	17	0.0
Electric Welder	0	0	13	0	4	0	0	17	0.0
Road Construction Technology	0	0	0	0	0	17	0	17	0.0
Digital Journalism	0	16	0	0	0	0	0	16	0.0
Upholstery	16	0	0	0	0	0	0	16	0.0
Cake Decoration & Pastry (Partial)	0	15	0	0	0	0	0	15	0.0
Cake Production & Decoration (Partial)	0	15	0	0	0	0	0	15	0.0
Cake Production & Pastry Production (Partial)	0	15	0	0	0	0	0	15	0.0
Cake Production (Partial)	0	15	0	0	0	0	0	15	0.0
Cisco Certified Network Associate	0	15	0	0	0	0	0	15	0.0
Dairy Plant Management	0	15	0	0	0	0	0	15	0.0
Food Service	6	0	0	0	9	0	0	15	0.0
Music Production	0	0	0	0	0	0	15	15	0.0
Shoe Making Technology	0	0	1	5	9	0	0	15	0.0
Single & Group Secretarial	0	10	0	0	0	0	5	15	0.0

Skill Levels									
Programmes	Artisan	Certificate	Certificate /GTT1	Certificate/ GTT11	Certificate/ GTT111	Craft	Diploma	Grand Total	%
Swahili Beginners Course	0	15	0	0	0	0	0	15	0.0
Yeast Production & Pastry Products (Partial)	15	0	0	0	0	0	0	15	0.0
Agroecology	0	0	0	0	0	0	14	14	0.0
Kenya Accounting Technician	0	0	0	0	0	0	14	14	0.0
Beadwork & Accessory Making	0	11	2	0	0	0	0	13	0.0
Certified Information System Audit (CISA)	0	7	0	0	0	0	6	13	0.0
Cookery & Bakery	13	0	0	0	0	0	0	13	0.0
Dairy Farm Management	13	0	0	0	0	0	0	13	0.0
Disaster Management	0	0	0	0	0	0	13	13	0.0
Electrical Maintenance	0	13	0	0	0	0	0	13	0.0
Environmental Science & Technology	0	0	0	0	0	0	13	13	0.0
Foreign Language	0	13	0	0	0	0	0	13	0.0
Forensic & Criminal Investigation	0	9	0	0	0	0	4	13	0.0
French	0	12	0	0	0	0	0	12	0.0
Knitting	2	0	7	0	3	0	0	12	0.0
Marketing	0	5	0	0	0	0	7	12	0.0
Nephrology Nursing	0	0	0	0	0	0	12	12	0.0
Photojournalism	0	12	0	0	0	0	0	12	0.0
Air Travel Operations	0	0	0	0	0	0	11	11	0.0
Certified Finance Analyst	0	11	0	0	0	0	0	11	0.0
Computer/Information Technology	0	11	0	0	0	0	0	11	0.0
Computing & Information Systems	0	0	0	0	0	0	11	11	0.0
Construction Plant Engineering	0	0	0	0	0	0	11	11	0.0
Events Management	0	11	0	0	0	0	0	11	0.0
Flight Dispatch	0	0	0	0	0	0	11	11	0.0
Machine Knitter	0	2	0	3	6	0	0	11	0.0
Museums & Heritage	0	11	0	0	0	0	0	11	0.0
Printing	0	0	0	0	0	4	7	11	0.0
Public Relations Management	0	0	0	0	0	0	11	11	0.0
Web Design	0	11	0	0	0	0	0	11	0.0
Certified Accounts 3&4	0	10	0	0	0	0	0	10	0.0
Certified Forensic Fraud Examiner	0	10	0	0	0	0	0	10	0.0

Skill Levels									
Programmes	Artisan	Certificate	Certificate /GTT1	Certificate/ GTT11	Certificate/ GTT111	Craft	Diploma	Grand Total	%
Certified Secretaries Studies	0	10	0	0	0	0	0	10	0.0
Computerized Accounts Packages	0	0	0	0	0	10	0	10	0.0
Entrepreneurship	0	0	0	0	0	0	10	10	0.0
Food Technology & Quality Assurance	0	0	0	0	0	0	10	10	0.0
International Freight Management	0	0	0	0	0	0	10	10	0.0
Leather Technology	0	0	0	0	0	2	8	10	0.0
Production Service & Sales	0	0	0	0	10	0	0	10	0.0
Python Programme	0	10	0	0	0	0	0	10	0.0
Quick Book (Accounting)	0	10	0	0	0	0	0	10	0.0
Road Transport Management	0	0	0	0	0	0	10	10	0.0
Sign Writing & Painting	0	0	10	0	0	0	0	10	0.0
Agribusiness Development	0	9	0	0	0	0	0	9	0.0
Agribusiness Management	0	9	0	0	0	0	0	9	0.0
Applied Technology	0	0	0	0	0	0	9	9	0.0
Certified Professional Accountant	0	9	0	0	0	0	0	9	0.0
Dairy Management	9	0	0	0	0	0	0	9	0.0
German	0	9	0	0	0	0	0	9	0.0
Nursing	0	0	0	0	0	0	9	9	0.0
Plumber Wire Fitter	0	0	0	0	9	0	0	9	0.0
Accommodation Operations	0	7	0	0	0	0	1	8	0.0
Building & Construction Engineering	8	0	0	0	0	0	0	8	0.0
Computer Engineering	0	0	0	0	0	0	8	8	0.0
Make-up & Eyebrow Shaping	0	0	8	0	0	0	0	8	0.0
Painting Technology	0	0	0	8	0	0	0	8	0.0
Practical Ministry	0	0	0	0	0	0	8	8	0.0
Programmable Logic Controller & Automation	0	8	0	0	0	0	0	8	0.0
Shipping & Logistics	0	0	0	0	0	0	8	8	0.0
Solar Technology	0	0	8	0	0	0	0	8	0.0
Test of English as a Foreign Language	0	8	0	0	0	0	0	8	0.0
Tailoring	0	0	0	0	8	0	0	8	0.0

Skill Levels									
Programmes	Artisan	Certificate	Certificate /GTT1	Certificate/ GTT11	Certificate/ GTT111	Craft	Diploma	Grand Total	%
Universal Treatment Curriculum	0	8	0	0	0	0	0	8	0.0
Animation & Motion Graphics	0	0	0	0	0	0	7	7	0.0
Business Techniques	0	7	0	0	0	0	0	7	0.0
Clerk & Typist	7	0	0	0	0	0	0	7	0.0
Clinical Medicine & Surgery	0	0	0	0	0	0	7	7	0.0
Computer Graphics & Design	0	0	0	0	0	7	0	7	0.0
Graduate Record Exam	0	7	0	0	0	0	0	7	0.0
House Keeping & Laundry	0	4	0	0	0	0	3	7	0.0
National Vocational In Education & Training (NV CET)	0	7	0	0	0	0	0	7	0.0
Tour Management	0	0	0	0	0	0	7	7	0.0
Barbering & Texturing	0	0	6	0	0	0	0	6	0.0
Bible & Theology	0	3	0	0	0	0	3	6	0.0
Cyber Security Analyst	0	6	0	0	0	0	0	6	0.0
General Feeder	0	0	0	0	6	0	0	6	0.0
Maritime Management	0	0	0	0	0	0	6	6	0.0
Mental Health	0	0	6	0	0	0	0	6	0.0
Sign Writing	0	2	0	0	4	0	0	6	0.0
Software Development	0	6	0	0	0	0	0	6	0.0
2D Animation	0	5	0	0	0	0	0	5	0.0
Catering Supervision	0	5	0	0	0	0	0	5	0.0
Chaplaincy	0	0	0	0	0	0	5	5	0.0
Esthetics	0	0	0	0	0	0	5	5	0.0
Food Science Processing & Preservation Technology	0	0	0	0	0	5	0	5	0.0
Footwear Design & Technology	0	5	0	0	0	0	0	5	0.0
Leather Work & Shoe Making	0	0	0	0	5	0	0	5	0.0
Library Science	0	0	0	0	0	5	0	5	0.0
Motor Processing Technology	5	0	0	0	0	0	0	5	0.0
Beading & Decoration	0	0	4	0	0	0	0	4	0.0
Construction Plant Technology	0	4	0	0	0	0	0	4	0.0
Fitter Turner	0	0	0	0	0	4	0	4	0.0
Handcrafts	0	0	0	0	0	4	0	4	0.0
Heena Decoration	0	4	0	0	0	0	0	4	0.0
Homecraft	0	0	0	0	4	0	0	4	0.0
Information Technology Infrastructure Library	0	4	0	0	0	0	0	4	0.0

Skill Levels									
Programmes	Artisan	Certificate	Certificate /GTT1	Certificate/ GTT11	Certificate/ GTT111	Craft	Diploma	Grand Total	%
Java Programming	0	4	0	0	0	0	0	4	0.0
Library & Information	0	4	0	0	0	0	0	4	0.0
Painting	0	0	0	0	4	0	0	4	0.0
Panel Beating & Spray Painting	0	0	4	0	0	0	0	4	0.0
Tour Guiding & Administration	0	0	0	0	0	0	4	4	0.0
Bookkeeping	3	0	0	0	0	0	0	3	0.0
Certified Human Resource Professionals	0	3	0	0	0	0	0	3	0.0
Certified Information System Manager (CISM)	0	3	0	0	0	0	0	3	0.0
Chartered Institute For Securities Investment	0	3	0	0	0	0	0	3	0.0
Computer Networks Maintenance	0	0	0	0	0	3	0	3	0.0
Corporate Governance	0	3	0	0	0	0	0	3	0.0
Credit Management	0	0	0	0	0	0	3	3	0.0
Clerical Operation	0	0	0	0	0	0	3	3	0.0
Electronic Mechanic	0	0	0	0	3	0	0	3	0.0
English Programme	0	3	0	0	0	0	0	3	0.0
Fisheries	0	0	0	0	0	3	0	3	0.0
Food, Nutrition & Dietetics	0	0	0	0	0	0	3	3	0.0
Front Office Operations	0	3	0	0	0	0	0	3	0.0
House Keeping	0	0	0	0	0	0	3	3	0.0
Microsoft Azure	0	3	0	0	0	0	0	3	0.0
Prince 2 Agile	0	3	0	0	0	0	0	3	0.0
Psychological Counselling	0	0	0	0	0	0	3	3	0.0
Secretarial Single & Group	3	0	0	0	0	0	0	3	0.0
Weaving Craft Work	0	3	0	0	0	0	0	3	0.0
Adapted Information Computer Technology	0	2	0	0	0	0	0	2	0.0
Barber & Beauty	0	2	0	0	0	0	0	2	0.0
Cabinet Making	0	2	0	0	0	0	0	2	0.0
Catering & Accommodation Management	0	2	0	0	0	0	0	2	0.0
Computer Networking & Security	0	0	2	0	0	0	0	2	0.0
Dreadlocks	0	2	0	0	0	0	0	2	0.0
Electrical & Electronics Engineering Technology (Power option)	0	0	0	0	0	0	2	2	0.0

Skill Levels									
Programmes	Artisan	Certificate	Certificate /GTT1	Certificate/ GTT11	Certificate/ GTT111	Craft	Diploma	Grand Total	%
Emergency Medical Technician	0	2	0	0	0	0	0	2	0.0
Event Decoration & Flower Arrangement	0	2	0	0	0	0	0	2	0.0
Film Productions	0	0	0	0	0	0	2	2	0.0
Freight Management	0	0	0	0	0	0	2	2	0.0
Front Office Administration	0	0	2	0	0	0	0	2	0.0
Interior Decoration	0	2	0	0	0	0	0	2	0.0
Laundry & Dry Cleaning	0	0	0	0	0	0	2	2	0.0
Office Assistant	2	0	0	0	0	0	0	2	0.0
Therapy	0	0	2	0	0	0	0	2	0.0
Video & Game Development	0	2	0	0	0	0	0	2	0.0
Water Technology & Sanitation	0	0	0	0	0	0	2	2	0.0
Windows Server	0	2	0	0	0	0	0	2	0.0
Agribusiness Technology	0	1	0	0	0	0	0	1	0.0
Braiding, Plaiting & Conrow's	0	0	1	0	0	0	0	1	0.0
Certified Procurement & Supply Professional of Kenya (CPSP-K)	0	1	0	0	0	0	0	1	0.0
Clerical Operations	0	1	0	0	0	0	0	1	0.0
Computer Accounting	0	1	0	0	0	0	0	1	0.0
Computer Maintenance & Network Technology	0	1	0	0	0	0	0	1	0.0
Computer Programming	0	1	0	0	0	0	0	1	0.0
Embroidery	0	1	0	0	0	0	0	1	0.0
Floor Tiling	0	0	1	0	0	0	0	1	0.0
General Fitter	1	0	0	0	0	0	0	1	0.0
Instrumentation & Control Engineering	0	0	0	0	0	0	1	1	0.0
Mobile Phone Repair	0	0	0	0	1	0	0	1	0.0
Networking Essentials	0	1	0	0	0	0	0	1	0.0
Records Management	0	0	0	0	0	0	1	1	0.0
Seafarers	1	0	0	0	0	0	0	1	0.0
Security Management	0	1	0	0	0	0	0	1	0.0
Sheet Metal Work	1	0	0	0	0	0	0	1	0.0
Social Development	0	0	0	0	0	1	0	1	0.0
Special Needs Education	0	1	0	0	0	0	0	1	0.0
Spray Painting	0	0	0	0	1	0	0	1	0.0

Programmes	Skill Levels								
	Artisan	Certificate	Certificate/GTT1	Certificate/GTT11	Certificate/GTT111	Craft	Diploma	Grand Total	%
Tour & Travel Management	0	1	0	0	0	0	0	1	0.0
Tourism & Business Studies	0	0	0	0	0	0	1	1	0.0
Video Shooting & Editing	0	0	1	0	0	0	0	1	0.0
Grand Total	38895	59288	13973	1948	19526	13075	46451	193156	100.0
%	20.1	30.7	7.2	1.0	10.1	6.8	24.0	100.0	

## 2.4.1 Summary of all Male Outturns by Programme and Skill Levels in the year 2022

**Table 3** indicates distribution of male outturns by programmes and skill levels. A total of 99861 males outturns were recorded in the reference year. Plumbing programme had the highest number of outturns followed by Masonry and Electrical Installation with 8153, 6014, 5163 and 4695 outturns respectively. Certificate training level of education had 27032 (27.1 percent) outturns followed by Artisan and Diploma levels with 23173 (23.2 %) and 21953 (22.0 %) outturns respectively.

**Table 3: Summary of all Male Outturns by Programme and Skill Levels in the year 2022**

Programmes	Skill Levels								
	Artisan	Certificate	Certificate/GTT1	Certificate/GTT11	Certificate/GTT111	Craft	Diploma	Total	%
Plumbing	3885	1463	691	190	1055	869	0	8153	8.2
Masonry	2476	332	1048	169	1892	97	0	6014	6.0
Electrical Installation	3109	369	572	46	796	227	44	5163	5.2
Building & Construction	743	1169	383	52	485	865	998	4695	4.7
Mechanics	1896	254	762	83	1531	96	0	4622	4.6
Information Communication Technology	185	1432	241	39	185	305	1679	4066	4.1
Electrical & Electronics Engineering	952	1058	111	0	169	652	639	3581	3.6
Electrical Wireman	1164	289	731	112	943	90	0	3329	3.3
Motor Vehicle Mechanics	1119	127	561	54	654	65	2	2582	2.6
Standard Training Certification & Watchkeeping for Seafarers (STCW)	0	2454	0	0	0	0	0	2454	2.5
Automotive Engineering	645	720	117	5	13	403	509	2412	2.4

Programmes	Skill Levels								
	Artisan	Certificate	Certificate/GTT1	Certificate/GTT1	Certificate/GTT11	Craft	Diploma	Total	%
Plant Operator	814	640	595	0	0	190	0	2239	2.2
Civil Engineering	258	238	0	0	0	8	1666	2170	2.2
Computer Packages	14	1926	106	0	105	15	0	2166	2.2
Business Management	23	626	0	0	0	50	1326	2025	2.0
Carpentry & Joinery	654	105	489	68	550	29	0	1895	1.9
Food & Beverage	629	450	49	7	65	305	378	1883	1.9
Supply Chain Management	0	367	0	0	0	219	1213	1799	1.8
Welding	467	164	236	19	515	17	321	1739	1.7
Agriculture	113	577	0	0	0	244	759	1693	1.7
Hairdressing & Beauty Therapy	475	406	150	13	269	107	66	1486	1.5
Driving	0	1108	13	0	62	288	0	1471	1.5
Community Development & Social Work	8	407	0	0	0	115	690	1220	1.2
Mechanical Engineering	170	232	28	0	230	109	427	1196	1.2
Accountancy	0	203	0	0	0	0	823	1026	1.0
Theology	0	60	0	0	0	0	911	971	1.0
Welding & Fabrication	439	63	112	11	266	48	11	950	1.0
Human Resource Management	24	255	0	0	0	36	627	942	0.9
Certified Public Accountant (CPA)	0	825	60	0	23	0	0	908	0.9
Electrical Engineering	198	95	41	0	98	133	284	849	0.9
Electrical Engineering (Power Option)	0	499	0	0	0	194	154	847	0.8
Electrical & Electronics Engineering (Power Option)	71	154	0	0	0	225	386	836	0.8
Catering & Accommodation	0	466	0	0	0	0	259	725	0.7
Fashion Design & Garment Making	229	54	112	30	206	61	8	700	0.7
Information Technology	17	285	0	0	28	118	238	686	0.7
Land Survey	0	73	0	0	0	169	424	666	0.7
Hospitality	66	253	4	0	0	7	294	624	0.6
Motor Vehicle Technology	421	39	33	6	26	38	27	590	0.6
Cosmetology	0	412	0	0	0	28	87	527	0.5
Plumbing & Pipe Fitting	106	58	81	8	119	105	0	477	0.5
Electrical & Electronics Technology	123	95	49	132	17	16	0	432	0.4
Fashion & Design	122	83	52	0	90	6	69	422	0.4
Metal Processing Technology	102	12	106	5	167	0	0	392	0.4

Programmes	Skill Levels								
	Artisan	Certificate	Certificate/GT1	Certificate/GT11	Certificate/GT111	Craft	Diploma	Total	%
Computer Application	0	335	0	0	0	0	0	335	0.3
Social Work	5	128	0	0	0	35	129	297	0.3
Computer Operator	2	14	11	1	38	229	0	295	0.3
Air Conditioning & Refrigeration	186	30	54	2	6	0	13	291	0.3
Dress Making	77	14	28	4	146	4	0	273	0.3
Quantity Survey	0	0	0	0	0	10	262	272	0.3
Certified Secretaries	0	255	0	0	0	0	0	255	0.3
Computer	12	158	20	5	45	1	0	241	0.2
Project Management	0	14	0	0	0	0	226	240	0.2
Dairy Production & Management	0	207	0	0	0	0	32	239	0.2
Banking & Finance	0	53	0	0	0	0	185	238	0.2
Accounting Technician	0	46	0	0	0	0	178	224	0.2
Plant Mechanics	196	0	15	0	1	0	0	212	0.2
Medical Engineering	0	19	0	0	0	0	183	202	0.2
Beauty & Therapy	13	50	19	1	42	0	54	179	0.2
Construction Plant Mechanic	60	28	88	0	0	0	0	176	0.2
Arabic & Islamic Studies	36	72	0	0	0	0	64	172	0.2
Secretarial Studies	0	45	0	0	15	2	99	161	0.2
Coxswain	0	157	0	0	0	0	0	157	0.2
Agricultural Engineering	21	25	0	0	0	34	74	154	0.2
Community Health	0	119	0	0	0	0	35	154	0.2
Agribusiness	2	145	0	0	0	0	6	153	0.2
Kenya Registered Nursing & Midwifery	0	0	0	0	0	0	149	149	0.1
Journalism	0	79	0	0	0	0	66	145	0.1
Motor Vehicle Electrician	81	23	14	0	23	2	0	143	0.1
Sales & Marketing	0	70	0	0	0	2	66	138	0.1
Business Administration	0	5	0	0	0	0	129	134	0.1
Electrical Wiring	58	0	27	11	38	0	0	134	0.1
Aeronautical Engineering	0	0	0	0	0	0	133	133	0.1
Tourism Management	0	25	0	0	0	4	104	133	0.1
Early Childhood Teacher Education	0	53	0	0	0	0	78	131	0.1
Animal Health & Production	0	93	0	0	0	0	37	130	0.1
Information Studies	0	26	0	0	0	25	79	130	0.1
Architecture	0	0	0	0	0	0	129	129	0.1
Light Motor Vehicle Mechanics	34	15	27	0	51	0	0	127	0.1
Store Keeping	105	15	0	0	0	1	0	121	0.1
Hospitality Management	14	27	0	0	0	0	79	120	0.1
Business & Liberal Studies	0	38	0	0	0	0	81	119	0.1

Programmes	Skill Levels								
	Artisan	Certificate	Certificate/GTT1	Certificate/GTT11	Certificate/GTT111	Craft	Diploma	Total	%
Counselling & Psychology	11	27	0	0	0	0	81	119	0.1
Horticulture	80	36	0	0	0	0	0	116	0.1
Welder Electrical	56	0	7	0	29	24	0	116	0.1
Institutional & Hospitality Management	45	30	0	0	0	0	39	114	0.1
Primary Teacher Education	0	9	0	0	0	0	105	114	0.1
Community Development	0	10	0	0	0	0	101	111	0.1
Nutrition & Dietetics	0	49	0	0	0	12	50	111	0.1
Science Laboratory Technology	0	49	0	0	0	42	17	108	0.1
Computer Studies	0	72	0	0	0	0	34	106	0.1
Electrical Technology	23	26	33	0	18	6	0	106	0.1
Telecommunication Engineering	0	37	0	0	0	40	29	106	0.1
Information Science	0	43	0	0	0	11	50	104	0.1
Homecare Management	0	103	0	0	0	0	0	103	0.1
Electrical & Electronics Engineering (Telecommunication)	0	23	0	0	0	0	79	102	0.1
Computer & Music	0	100	0	0	0	0	0	100	0.1
Music	0	100	0	0	0	0	0	100	0.1
Sales	0	0	0	0	0	0	100	100	0.1
Perioperative Theatre Technology	2	17	0	0	0	0	80	99	0.1
Proficiency In Survival Craft & Rescue Boats	0	97	0	0	0	0	0	97	0.1
Cooperative Management	0	26	0	0	0	0	68	94	0.1
Metal Work	0	33	0	0	61	0	0	94	0.1
Medical Laboratory	0	0	0	0	0	0	91	91	0.1
3D Animation & Multi media	0	58	0	0	0	0	32	90	0.1
Journalism & Mass Communication	0	43	0	0	0	0	46	89	0.1
Journalism & Media Studies	0	23	0	0	0	0	66	89	0.1
Laboratory Science	0	88	0	0	0	0	0	88	0.1
Forklift Operator	0	86	0	0	0	0	0	86	0.1
Fashion Design & Clothing Technology	0	22	0	0	0	1	62	85	0.1
Library & Information Science	0	23	0	0	0	0	59	82	0.1
Community Health & Development	0	39	0	0	0	0	39	78	0.1

Programmes	Skill Levels								
	Artisan	Certificate	Certificate/GT1	Certificate/GT11	Certificate/GT111	Craft	Diploma	Total	%
East Africa Freight Forwarding Practicing	0	74	0	0	0	0	0	74	0.1
Graphic Design	0	28	0	0	0	0	46	74	0.1
Petroleum Geoscience	0	7	0	0	0	10	57	74	0.1
Applied Biology	0	0	0	0	0	0	73	73	0.1
Pharmaceutical Technology	0	0	0	0	0	0	71	71	0.1
Disability Care Studies	0	70	0	0	0	0	0	70	0.1
Procurement & Material Management	0	0	0	0	0	0	70	70	0.1
Sustainable Agriculture & Rural Development	0	39	0	0	0	0	31	70	0.1
Tax Administration	0	6	0	0	0	0	63	69	0.1
Food Production, Service & Sales	0	67	0	0	0	0	0	67	0.1
Kenya Registered Community Health Nurse	0	0	0	0	0	0	66	66	0.1
Analytical Chemistry	0	0	0	0	0	0	65	65	0.1
Flight Operations	0	40	0	0	0	0	25	65	0.1
Mass Communication	0	8	0	0	0	0	57	65	0.1
Health Records & Information Technology	0	22	0	0	0	0	42	64	0.1
Road Construction	0	21	0	0	0	42	0	63	0.1
Business Studies	15	28	0	0	0	0	17	60	0.1
Community Health Assistant	0	34	0	0	0	0	26	60	0.1
Digital Literacy	0	60	0	0	0	0	0	60	0.1
Electrical & Electronics Engineering Technology (Instrumentation & Control)	0	0	0	0	0	0	60	60	0.1
Fitness Science	0	0	0	0	0	0	60	60	0.1
Computer User Specialist	0	0	0	0	0	57	0	57	0.1
Electrical & Electronics Technology (Power Option)	0	0	0	0	11	46	0	57	0.1
Accounting Management	0	55	0	0	0	0	0	55	0.1
Salesmanship	55	0	0	0	0	0	0	55	0.1
Food Processing Technology	35	11	0	5	0	3	0	54	0.1
Artificial Insemination	0	53	0	0	0	0	0	53	0.1
Film & Television Production	0	8	0	0	0	0	43	51	0.1
Highway Engineering	0	0	0	0	0	0	51	51	0.1
Logistics & Transport Management	0	0	0	0	0	0	51	51	0.1

Programmes	Skill Levels								
	Artisan	Certificate	Certificate/GTT1	Certificate/GTT11	Certificate/GTT111	Craft	Diploma	Total	%
Adult Education	0	50	0	0	0	0	0	50	0.1
Driving & Plant Operator	0	50	0	0	0	0	0	50	0.1
Hospitality & Tourism	2	48	0	0	0	0	0	50	0.1
Journalism & Mass Media	0	30	0	0	0	0	20	50	0.1
Media Studies	0	0	0	0	0	0	50	50	0.1
Electrical & Refrigeration	0	0	0	0	48	0	0	48	0.0
Introduction To Milling	0	28	0	0	0	0	20	48	0.0
International Computer Driving License	0	47	0	0	0	0	0	47	0.0
Chemical Engineering	0	0	0	0	0	0	46	46	0.0
Barbering	22	23	0	0	0	0	0	45	0.0
Custom Administration	0	7	0	0	0	0	38	45	0.0
First Aid/Refresher/Defensive	0	45	0	0	0	0	0	45	0.0
Forestry	0	19	0	0	0	0	26	45	0.0
Hospitality & Tourism Management	0	16	0	0	0	0	29	45	0.0
Association of Business Executives	0	0	0	0	0	0	43	43	0.0
Nutrition	0	25	0	0	0	0	18	43	0.0
Wildlife Management	0	0	0	0	0	0	43	43	0.0
Food Technology	3	6	2	5	10	0	16	42	0.0
Instrument	0	41	0	0	0	0	0	41	0.0
Petroleum Tanker Drivers' Safety & Defensive Driving	0	41	0	0	0	0	0	41	0.0
English Proficiencies (IELTS, TOEFL)	0	40	0	0	0	0	0	40	0.0
Journalism & Public Relations	0	0	0	0	0	0	40	40	0.0
Soil Health, Soil Sampling & Plant Health	0	40	0	0	0	0	0	40	0.0
Tour Guiding & Travel Operation	0	28	0	0	0	12	0	40	0.0
Catering	0	22	0	0	0	0	17	39	0.0
Food Processing	13	12	4	0	9	0	0	38	0.0
Food Production	4	11	6	0	5	0	12	38	0.0
Animal Health	0	37	0	0	0	0	0	37	0.0
Water Engineering	0	33	0	0	0	4	0	37	0.0
Business Information Technology	0	8	0	0	0	0	28	36	0.0
Cabin Crew	0	0	0	0	0	3	32	35	0.0
Electrical & Electronics Engineering (Instrumentation & Control)	0	0	0	0	0	0	35	35	0.0
Food Production & Service	0	0	35	0	0	0	0	35	0.0

Programmes	Skill Levels								
	Artisan	Certificate	Certificate/GTT1	Certificate/GTT11	Certificate/GTT111	Craft	Diploma	Total	%
Pharmacy	0	0	0	0	0	0	34	34	0.0
Tourism	0	0	0	0	0	1	33	34	0.0
Baking Technology	8	20	0	0	0	1	4	33	0.0
Food Science Technology	0	17	0	0	0	9	6	32	0.0
Internet & Computer Certification	0	0	32	0	0	0	0	32	0.0
Tour Guide & Operations	0	28	0	0	0	2	2	32	0.0
Animal Production & Management	0	27	0	0	0	0	4	31	0.0
Printing & Technology	0	10	0	0	0	0	21	31	0.0
Computer Science	0	2	0	0	0	0	28	30	0.0
Metal Fabrication	0	0	0	30	0	0	0	30	0.0
Strategic Management & Leadership	0	30	0	0	0	0	0	30	0.0
Exploration & Development of Geothermal Resources	0	29	0	0	0	0	0	29	0.0
Computing & Information Communication Technology	0	0	0	0	0	0	28	28	0.0
Hotel & Catering Supervision	1	27	0	0	0	0	0	28	0.0
Marketing Management	0	5	0	0	0	0	23	28	0.0
Photography	0	27	0	0	0	1	0	28	0.0
Survey & Mapping	0	27	0	0	0	0	0	27	0.0
Bakery	0	26	0	0	0	0	0	26	0.0
Environmental Science	0	0	0	0	0	0	26	26	0.0
Library Studies	0	16	0	0	0	0	10	26	0.0
Nail Technology	8	16	2	0	0	0	0	26	0.0
Tourism & Travel Management	0	11	0	0	0	0	15	26	0.0
Cambridge IGCSE & A/AS	0	25	0	0	0	0	0	25	0.0
Community Development & Counselling	0	1	0	0	0	0	24	25	0.0
Hotel & Catering	0	11	0	0	0	0	14	25	0.0
Rating Forming Part of Engineering Watch	0	25	0	0	0	0	0	25	0.0
Water Technology	0	0	0	0	0	0	25	25	0.0
Applied Statistics	0	0	0	0	0	0	24	24	0.0
Aquaculture	19	5	0	0	0	0	0	24	0.0
Broadcast & Journalism	0	0	0	0	0	0	24	24	0.0
Electrical & Electronics (Instagram Option)	0	0	0	0	0	0	24	24	0.0
Roads & Bridges Construction	0	24	0	0	0	0	0	24	0.0

Programmes	Skill Levels								
	Artisan	Certificate	Certificate/GTT1	Certificate/GTT11	Certificate/GTT111	Craft	Diploma	Total	%
Supervisory Skills & Leadership	0	24	0	0	0	0	0	24	0.0
Basic Firefighter	0	23	0	0	0	0	0	23	0.0
Maritime Transport & Logistics	0	0	0	0	0	5	18	23	0.0
Nature Interpretation & Tour Administration	0	23	0	0	0	0	0	23	0.0
Solar Photo Voltaic	5	0	0	0	3	15	0	23	0.0
Chemical Dependency & Addiction Counseling	0	11	0	0	0	0	11	22	0.0
Cookery	0	0	0	0	0	0	22	22	0.0
Dietetics Management	0	0	0	0	0	3	19	22	0.0
Digital Marketing	0	0	0	0	0	0	22	22	0.0
Drawing & Painting	0	16	0	0	0	0	6	22	0.0
Fisheries & Aquatic Sciences	0	0	0	0	0	0	22	22	0.0
Maritime Security	22	0	0	0	0	0	0	22	0.0
Public Relations	0	0	0	0	0	0	22	22	0.0
County Governance & Ethics	0	0	0	0	0	0	21	21	0.0
Food Science & Processing Technology	0	0	0	0	0	1	20	21	0.0
Leadership Ministry	0	21	0	0	0	0	0	21	0.0
Leather Work	8	0	4	0	9	0	0	21	0.0
Road Traffic Accidents	0	21	0	0	0	0	0	21	0.0
Vessel Repair	21	0	0	0	0	0	0	21	0.0
Archives & Record Management	0	0	0	0	0	0	20	20	0.0
Computer (Web Designing)	0	20	0	0	0	0	0	20	0.0
Marine Engineering	0	0	0	0	0	5	15	20	0.0
Microsoft Office Proficiency	0	20	0	0	0	0	0	20	0.0
Professional Marketing	0	8	0	0	0	0	12	20	0.0
Theology & Development	0	0	0	0	0	0	20	20	0.0
Community Health & HIV Management	0	1	0	0	0	0	18	19	0.0
Training of Trainers	0	18	0	0	0	0	1	19	0.0
Association of Chartered Accountants	0	18	0	0	0	0	0	18	0.0
Food Processing & Preservation Technology	0	8	0	0	0	0	10	18	0.0
Kenya Registered Nursing	0	0	0	0	0	0	18	18	0.0
Monitoring & Evaluation	0	18	0	0	0	0	0	18	0.0

Programmes	Skill Levels								
	Artisan	Certificate	Certificate/GTT1	Certificate/GTT11	Certificate/GTT111	Craft	Diploma	Total	%
Newspaper Reporting	0	0	0	0	0	0	18	18	0.0
Office Operations & Management	0	0	0	0	0	0	18	18	0.0
Refrigeration & AC Repair	0	18	0	0	0	0	0	18	0.0
Sound Engineering	0	0	0	0	0	0	18	18	0.0
Entrepreneurship Development	0	2	0	0	0	0	15	17	0.0
Garment Making	1	15	1	0	0	0	0	17	0.0
Journalism & Media	0	0	0	0	0	0	17	17	0.0
Airport Operation	0	2	0	0	0	2	12	16	0.0
Criminology & Security Management	0	8	0	0	0	0	8	16	0.0
Clinical Nutrition	0	2	0	0	0	0	14	16	0.0
Electric Welder	0	0	12	0	4	0	0	16	0.0
Interior Design	0	10	0	0	0	0	6	16	0.0
Medical Laboratory Science	0	1	0	0	0	0	15	16	0.0
National Computing Council	0	0	0	0	0	0	16	16	0.0
Upholstery	16	0	0	0	0	0	0	16	0.0
Building Technology	0	3	0	0	0	0	12	15	0.0
Fine Art & Design	0	0	0	0	15	0	0	15	0.0
Freelance & Feature Writing	0	0	0	0	0	0	15	15	0.0
Media Law & Ethics	0	0	0	0	0	0	15	15	0.0
Sub-Editing	0	0	0	0	0	0	15	15	0.0
Animal Health & Range Management	0	0	0	0	0	0	14	14	0.0
Ball Making	0	14	0	0	0	0	0	14	0.0
Child Care & Protection	0	3	0	0	0	0	11	14	0.0
Environmental Management	0	0	0	0	0	0	14	14	0.0
Health Records	0	14	0	0	0	0	0	14	0.0
Music & Sound	0	14	0	0	0	0	0	14	0.0
Painting & Decoration	0	0	5	0	3	6	0	14	0.0
Aircraft Maintenance	0	13	0	0	0	0	0	13	0.0
Christian Ministries	0	13	0	0	0	0	0	13	0.0
Community Wildlife Management	0	13	0	0	0	0	0	13	0.0
Comptia *+	0	13	0	0	0	0	0	13	0.0
Medical Laboratory Technology	0	0	0	0	0	4	9	13	0.0
Shoe Making Technology	0	0	0	5	8	0	0	13	0.0
Tourism Travel & Business	0	0	0	0	0	0	13	13	0.0
Computer Integrated Manufacturing	0	0	0	0	0	0	12	12	0.0

Programmes	Skill Levels								
	Artisan	Certificate	Certificate/GTT1	Certificate/GTT11	Certificate/GTT111	Craft	Diploma	Total	%
Dairy Farm Management	12	0	0	0	0	0	0	12	0.0
Digital Journalism	0	12	0	0	0	0	0	12	0.0
Electrical Maintenance	0	12	0	0	0	0	0	12	0.0
Multimedia	0	12	0	0	0	0	0	12	0.0
Pastoral Ministry	0	0	0	0	0	0	12	12	0.0
Road Construction Technology	0	0	0	0	0	12	0	12	0.0
Computer Technology	0	0	0	0	0	0	11	11	0.0
Forensic & Criminal Investigation	0	8	0	0	0	0	3	11	0.0
Islamic Studies	0	11	0	0	0	0	0	11	0.0
Music Production	0	0	0	0	0	0	11	11	0.0
Nautical Science	0	0	0	0	0	9	2	11	0.0
Oil & Gas	0	0	0	0	0	0	11	11	0.0
Sacred Ministry	0	10	0	0	0	0	1	11	0.0
Shipping	0	0	0	0	0	0	11	11	0.0
Certified Investment & Financial Analysis	0	10	0	0	0	0	0	10	0.0
Construction Plant Engineering	0	0	0	0	0	0	10	10	0.0
Health Science	0	0	0	0	0	0	10	10	0.0
Turner	10	0	0	0	0	0	0	10	0.0
Cookery & Bakery	9	0	0	0	0	0	0	9	0.0
Criminology	0	2	0	0	0	0	7	9	0.0
Culinary Arts	0	5	0	0	0	0	4	9	0.0
Education Life Skills	0	9	0	0	0	0	0	9	0.0
Flight Dispatch	0	0	0	0	0	0	9	9	0.0
Sign Language	2	7	0	0	0	0	0	9	0.0
Agroecology	0	0	0	0	0	0	8	8	0.0
Aircargo Introduction	0	0	0	0	0	0	8	8	0.0
Certified Information System Audit (CISA)	0	5	0	0	0	0	3	8	0.0
Cisco Certified Network Associate	0	8	0	0	0	0	0	8	0.0
Clothing Technology	0	5	0	0	0	0	3	8	0.0
Fashion Design & Interior Decoration	0	1	0	0	0	0	7	8	0.0
Library Information Studies	0	1	0	0	0	0	7	8	0.0
Marketing	0	2	0	0	0	0	6	8	0.0
Photojournalism	0	8	0	0	0	0	0	8	0.0
Python Programme	0	8	0	0	0	0	0	8	0.0
Sign Writing & Painting	0	0	8	0	0	0	0	8	0.0
Building & Construction Engineering	7	0	0	0	0	0	0	7	0.0
Computer Graphics & Design	0	0	0	0	0	7	0	7	0.0

Programmes	Skill Levels								
	Artisan	Certificate	Certificate/GTT1	Certificate/GTT11	Certificate/GTT111	Craft	Diploma	Total	%
Computer/Information Technology	0	7	0	0	0	0	0	7	0.0
Computing & Information Systems	0	0	0	0	0	0	7	7	0.0
Environmental Science & Technology	0	0	0	0	0	0	7	7	0.0
Guidance & Counselling	0	5	0	0	0	0	2	7	0.0
Hotel & Institution Management	0	0	0	0	0	0	7	7	0.0
Hotel Management	0	0	0	0	0	7	0	7	0.0
Nutrition & dietetics Management	0	0	0	0	0	0	7	7	0.0
Secretarial & ICT	0	0	0	0	0	7	0	7	0.0
Solar Technology	0	0	7	0	0	0	0	7	0.0
Web Design	0	7	0	0	0	0	0	7	0.0
Agribusiness Development	0	6	0	0	0	0	0	6	0.0
Bakery & Pastry	0	0	0	0	6	0	0	6	0.0
Beadwork & Accessory Making	0	6	0	0	0	0	0	6	0.0
Beauty	2	3	0	0	0	0	1	6	0.0
Computer Engineering	0	0	0	0	0	0	6	6	0.0
Dairy Management	6	0	0	0	0	0	0	6	0.0
Dairy Plant Management	0	6	0	0	0	0	0	6	0.0
Food Production Culinary Arts	1	2	0	0	0	0	3	6	0.0
General Feeder	0	0	0	0	6	0	0	6	0.0
Holistic Therapy	0	2	0	0	0	0	4	6	0.0
International Freight Management	0	0	0	0	0	0	6	6	0.0
Mindful Self Compassion	6	0	0	0	0	0	0	6	0.0
Painting Technology	0	0	0	6	0	0	0	6	0.0
Pastry	0	5	0	0	0	1	0	6	0.0
Plumber Wire Fitter	0	0	0	0	6	0	0	6	0.0
Programmable Logic Controller & Automation	0	6	0	0	0	0	0	6	0.0
Public Relations Management	0	0	0	0	0	0	6	6	0.0
Quick Book (Accounting)	0	6	0	0	0	0	0	6	0.0
Shipping & Logistics	0	0	0	0	0	0	6	6	0.0
Tailoring	0	0	0	0	6	0	0	6	0.0
Yeast Production & Cake Decoration (Partial)	6	0	0	0	0	0	0	6	0.0
2D Animation	0	5	0	0	0	0	0	5	0.0
Animation & Motion Graphics	0	0	0	0	0	0	5	5	0.0
Certified Accounts 3&4	0	5	0	0	0	0	0	5	0.0

Programmes	Skill Levels								
	Artisan	Certificate	Certificate/GTT1	Certificate/GTT11	Certificate/GTT111	Craft	Diploma	Total	%
Certified Finance Analyst	0	5	0	0	0	0	0	5	0.0
Clinical Medicine & Surgery	0	0	0	0	0	0	5	5	0.0
Computerized Accounts Packages	0	0	0	0	0	5	0	5	0.0
Disaster Management	0	0	0	0	0	0	5	5	0.0
Front Office	3	0	0	0	0	1	1	5	0.0
Leather Technology	0	0	0	0	0	2	3	5	0.0
Leather Work & Shoe Making	0	0	0	0	5	0	0	5	0.0
Motor Processing Technology	5	0	0	0	0	0	0	5	0.0
Museums & Heritage	0	5	0	0	0	0	0	5	0.0
Nursing	0	0	0	0	0	0	5	5	0.0
Saloon	0	5	0	0	0	0	0	5	0.0
Secretarial Studies & Office Management	0	0	0	0	0	0	5	5	0.0
Sign Writing	0	2	0	0	3	0	0	5	0.0
Test of English as a Foreign Language	0	5	0	0	0	0	0	5	0.0
Certified Forensic Fraud Examiner	0	4	0	0	0	0	0	4	0.0
Certified Professional Accountant	0	4	0	0	0	0	0	4	0.0
Construction Plant Technology	0	4	0	0	0	0	0	4	0.0
Cyber Security Analyst	0	4	0	0	0	0	0	4	0.0
Entrepreneurship	0	0	0	0	0	0	4	4	0.0
Food Technology & Quality Assurance	0	0	0	0	0	0	4	4	0.0
Graduate Record Exam	0	4	0	0	0	0	0	4	0.0
Handcrafts	0	0	0	0	0	4	0	4	0.0
Java Programming	0	4	0	0	0	0	0	4	0.0
Kenya Accounting Technician	0	0	0	0	0	0	4	4	0.0
Maritime Management	0	0	0	0	0	0	4	4	0.0
National Vocational In Education & Training (NV CET)	0	4	0	0	0	0	0	4	0.0
Nephrology Nursing	0	0	0	0	0	0	4	4	0.0
Panel Beating & Spray Painting	0	0	4	0	0	0	0	4	0.0
Road Transport Management	0	0	0	0	0	0	4	4	0.0
Software Development	0	4	0	0	0	0	0	4	0.0
Air Travel Operations	0	0	0	0	0	0	3	3	0.0
Applied Technology	0	0	0	0	0	0	3	3	0.0

Programmes	Skill Levels								
	Artisan	Certificate	Certificate/GTT1	Certificate/GTT11	Certificate/GTT111	Craft	Diploma	Total	%
Art & Design (Fashion)	0	0	0	0	0	0	3	3	0.0
Bible & Theology	0	3	0	0	0	0	0	3	0.0
Cake Decoration & Pastry (Partial)	0	3	0	0	0	0	0	3	0.0
Cake Production & Decoration (Partial)	0	3	0	0	0	0	0	3	0.0
Cake Production & Pastry Production (Partial)	0	3	0	0	0	0	0	3	0.0
Cake Production (Partial)	0	3	0	0	0	0	0	3	0.0
Certified Information System Manager (CISM)	0	3	0	0	0	0	0	3	0.0
Computer Networks Maintenance	0	0	0	0	0	3	0	3	0.0
Computerized Secretarial Studies	0	2	0	0	0	0	1	3	0.0
Counselling	0	0	0	0	0	0	3	3	0.0
Electronic Mechanic	0	0	0	0	3	0	0	3	0.0
Esthetics	0	0	0	0	0	0	3	3	0.0
Fitter Turner	0	0	0	0	0	3	0	3	0.0
Food, Nutrition & Dietetics	0	0	0	0	0	0	3	3	0.0
Foreign Language	0	3	0	0	0	0	0	3	0.0
French	0	3	0	0	0	0	0	3	0.0
Mental Health	0	0	3	0	0	0	0	3	0.0
Microsoft Azure	0	3	0	0	0	0	0	3	0.0
Painting	0	0	0	0	3	0	0	3	0.0
Practical Ministry	0	0	0	0	0	0	3	3	0.0
Prince 2 Agile	0	3	0	0	0	0	0	3	0.0
Yeast Production & Pastry Products (Partial)	3	0	0	0	0	0	0	3	0.0
Accommodation Operations	0	2	0	0	0	0	0	2	0.0
Agribusiness Management	0	2	0	0	0	0	0	2	0.0
Barbering & Texturing	0	0	2	0	0	0	0	2	0.0
Bookkeeping	2	0	0	0	0	0	0	2	0.0
Business Techniques	0	2	0	0	0	0	0	2	0.0
Cabinet Making	0	2	0	0	0	0	0	2	0.0
Chartered Institute F for Securities Investment	0	2	0	0	0	0	0	2	0.0
Credit Management	0	0	0	0	0	0	2	2	0.0
Dreadlocks	0	2	0	0	0	0	0	2	0.0
Electrical & Electronics Engineering Technology (Power option)	0	0	0	0	0	0	2	2	0.0
Footwear Design & Technology	0	2	0	0	0	0	0	2	0.0
House Keeping	0	0	0	0	0	0	2	2	0.0

Programmes	Skill Levels								
	Artisan	Certificate	Certificate/GTT1	Certificate/GTT1	Certificate/GTT11	Craft	Diploma	Total	%
Make-up & Eyebrow Shaping	0	0	2	0	0	0	0	2	0.0
Printing	0	0	0	0	0	2	0	2	0.0
Production Service & Sales	0	0	0	0	2	0	0	2	0.0
Swahili Beginners Course	0	2	0	0	0	0	0	2	0.0
Tour Guiding & Administration	0	0	0	0	0	0	2	2	0.0
Video & Game Development	0	2	0	0	0	0	0	2	0.0
Windows Server	0	2	0	0	0	0	0	2	0.0
Adapted Information Computer Technology	0	1	0	0	0	0	0	1	0.0
Catering & Accommodation Management	0	1	0	0	0	0	0	1	0.0
Catering Supervision	0	1	0	0	0	0	0	1	0.0
Certified Human Resource Professionals	0	1	0	0	0	0	0	1	0.0
Chaplaincy	0	0	0	0	0	0	1	1	0.0
Computer Maintenance & Network Technology	0	1	0	0	0	0	0	1	0.0
Emergency Medical Technician	0	1	0	0	0	0	0	1	0.0
English Programme	0	1	0	0	0	0	0	1	0.0
Events Management	0	1	0	0	0	0	0	1	0.0
Fisheries	0	0	0	0	0	1	0	1	0.0
Floor Tiling	0	0	1	0	0	0	0	1	0.0
Food Service	1	0	0	0	0	0	0	1	0.0
Freight Management	0	0	0	0	0	0	1	1	0.0
Front Office Operation & Administration	0	0	0	0	0	0	1	1	0.0
General Fitter	1	0	0	0	0	0	0	1	0.0
German	0	1	0	0	0	0	0	1	0.0
House Keeping & Laundry	0	1	0	0	0	0	0	1	0.0
House Keeping Management	0	1	0	0	0	0	0	1	0.0
Information Technology Infrastructure Library	0	1	0	0	0	0	0	1	0.0
Instrumentation & Control Engineering	0	0	0	0	0	0	1	1	0.0
Knitting	0	0	1	0	0	0	0	1	0.0
Laundry & Dry Cleaning	0	0	0	0	0	0	1	1	0.0
Library & Information	0	1	0	0	0	0	0	1	0.0
Library Science	0	0	0	0	0	1	0	1	0.0
Mobile Phone Repair	0	0	0	0	1	0	0	1	0.0

Programmes	Skill Levels								
	Artisan	Certificate	Certificate/GTT1	Certificate/GTT11	Certificate/GTT111	Craft	Diploma	Total	%
Networking Essentials	0	1	0	0	0	0	0	1	0.0
Office Assistant	1	0	0	0	0	0	0	1	0.0
Records Management	0	0	0	0	0	0	1	1	0.0
Seafarers	1	0	0	0	0	0	0	1	0.0
Security Management	0	1	0	0	0	0	0	1	0.0
Sheet Metal Work	1	0	0	0	0	0	0	1	0.0
Spray Painting	0	0	0	0	1	0	0	1	0.0
Tailoring/Dress Making	0	0	0	0	1	0	0	1	0.0
Tour Management	0	0	0	0	0	0	1	1	0.0
Video Shooting & Editing	0	0	1	0	0	0	0	1	0.0
<b>Grand Total</b>	<b>23173</b>	<b>27032</b>	<b>8008</b>	<b>1124</b>	<b>11240</b>	<b>7331</b>	<b>21953</b>	<b>99861</b>	<b>100.0</b>
<b>%</b>	<b>23.2</b>	<b>27.1</b>	<b>8.0</b>	<b>1.1</b>	<b>11.3</b>	<b>7.3</b>	<b>22.0</b>	<b>100.0</b>	

## 2.4.2 Summary of all Female Outturns by Programme and Skill Levels in the year 2022

**Table 4** shows distribution of female outturns by programmes and skill levels. Hairdressing & Beauty Therapy programme had the highest number of outturns followed by Food & Beverage, Fashion Design & Garment Making, and Information Communication Technology with 11982, 7375, 5361 and 4025 outturns respectively out of 93295 female outturns recorded in the year 2022. Certificate training level of education had 32256 (34.6%) outturns followed by Diploma and Artisan levels with 24498 (26.3%) and 15722 (16.9%) outturns respectively.

**Table 4: Summary of all Female Outturns by Programme and Skill Levels in the year 2022**

Programmes	Skill Levels								
	Artisan	Certificate	Certificate/GTT1	Certificate/GTT11	Certificate/GTT111	Craft	Diploma	Total	%
Hairdressing & Beauty Therapy	3682	2161	2340	220	2910	199	470	11982	12.8
Food & Beverage	3235	1635	87	29	219	1155	1015	7375	7.9
Fashion Design & Garment Making	1647	479	857	177	1678	408	115	5361	5.7
Information Communication Technology	262	1512	263	45	222	340	1381	4025	4.3
Catering & Accommodation	0	2733	0	0	0	0	749	3482	3.7

Programmes	Skill Levels								
	Artisan	Certificate	Certificate/GT11	Certificate/GT11	Certificate/GT111	Craft	Diploma	Total	%
Community Development & Social Work	6	1076	5	0	0	368	1799	3254	3.5
Computer Packages	28	2672	51	0	51	25	0	2827	3.0
Dress Making	660	326	407	54	1193	77	1	2718	2.9
Plumbing	1146	728	151	49	269	318	0	2661	2.9
Fashion & Design	1007	483	405	0	332	113	239	2579	2.8
Business Management	32	775	0	0	0	83	1680	2570	2.8
Supply Chain Management	0	554	0	0	0	178	1678	2410	2.6
Homecare Management	0	1972	0	0	0	0	0	1972	2.1
Secretarial Studies	30	777	0	0	35	119	709	1670	1.8
Beauty & Therapy	203	376	338	38	375	31	303	1664	1.8
Cosmetology	0	820	0	0	0	9	662	1491	1.6
Human Resource Management	29	425	0	0	0	66	954	1474	1.6
Agriculture	141	556	0	0	0	235	519	1451	1.6
Accountancy	0	228	0	0	0	0	1071	1299	1.4
Hospitality	159	359	43	0	0	14	483	1058	1.1
Certified Public Accountant (CPA)	0	912	81	0	37	0	0	1030	1.1
Standard Training Certification & Watchkeeping for Seafarers (STCW)	0	986	0	0	0	0	0	986	1.1
Social Work	10	313	0	0	0	160	346	829	0.9
Plant Operator	404	125	110	0	0	134	0	773	0.8
Electrical Installation	440	42	88	8	96	58	12	744	0.8
Building & Construction	18	227	13	11	17	158	225	669	0.7
Driving	0	506	5	0	32	126	0	669	0.7
Mechanics	253	32	159	16	132	40	0	632	0.7
Information Technology	32	300	0	0	25	98	170	625	0.7
Electrical & Electronics Engineering	144	176	14	0	16	78	143	571	0.6
Civil Engineering	32	75	0	0	0	2	454	563	0.6
Fashion Design & Clothing Technology	0	251	0	0	6	0	236	493	0.5
Hospitality Management	34	110	0	0	0	0	335	479	0.5
Computer	15	370	28	12	37	2	0	464	0.5
Information Studies	0	121	0	0	0	72	252	445	0.5
Community Health	0	328	0	0	0	0	114	442	0.5
Theology	0	35	0	0	0	0	397	432	0.5
Land Survey	0	56	0	0	0	175	198	429	0.5
Institutional & Hospitality Management	188	165	0	0	0	0	73	426	0.5
Store Keeping	317	84	0	0	0	6	0	407	0.4
Information Science	0	156	0	0	0	51	155	362	0.4
Counselling & Psychology	10	81	0	0	0	0	245	336	0.4
Early Childhood Teacher Education	0	166	0	0	0	0	155	321	0.3
Banking & Finance	0	80	0	0	0	0	228	308	0.3
Computer Application	0	308	0	0	0	0	0	308	0.3
Automotive Engineering	69	92	6	1	4	59	75	306	0.3
Electrical Wireman	97	60	48	9	89	1	0	304	0.3
Kenya Registered Nursing & Midwifery	0	0	0	0	0	0	304	304	0.3
Tourism Management	6	37	0	0	0	9	250	302	0.3
Food Processing Technology	157	78	15	36	9	4	0	299	0.3
Community Health & Development	0	130	0	0	0	0	143	273	0.3
Nutrition & Dietetics	0	89	0	0	0	78	105	272	0.3

Programmes	Skill Levels								
	Artisan	Certificate	Certificate/GT11	Certificate/GT11	Certificate/GT11	Craft	Diploma	Total	%
Science Laboratory Technology	0	138	0	0	0	117	7	262	0.3
Project Management	0	8	0	0	0	0	237	245	0.3
Motor Vehicle Mechanics	145	27	32	5	33	2	0	244	0.3
Masonry	96	7	63	20	48	1	0	235	0.3
Accounting Technician	0	58	0	0	0	0	173	231	0.2
Welding	33	26	23	3	12	10	121	228	0.2
Cabin Crew	0	6	0	0	0	17	198	221	0.2
Electrical Engineering	37	14	7	0	6	29	122	215	0.2
Dairy Production & Management	0	180	0	0	0	0	33	213	0.2
Business & Liberal Studies	0	83	0	0	0	0	123	206	0.2
Cooperative Management	0	60	0	0	0	0	145	205	0.2
Perioperative Theatre Technology	2	85	0	0	0	0	117	204	0.2
Electrical Engineering (Power Option)	0	64	0	0	0	94	28	186	0.2
Mechanical Engineering	11	38	1	0	42	8	82	182	0.2
Journalism	0	105	0	0	0	0	76	181	0.2
Laboratory Science	0	174	0	0	0	0	0	174	0.2
Baking Technology	33	104	0	0	0	6	24	167	0.2
Computer Operator	2	47	24	0	45	39	0	157	0.2
Library & Information Science	0	16	0	0	0	0	136	152	0.2
Sales & Marketing	5	68	0	0	0	1	76	150	0.2
Journalism & Media Studies	0	12	0	0	0	0	135	147	0.2
Agribusiness	4	140	0	0	0	0	2	146	0.2
Primary Teacher Education	0	20	0	0	0	0	126	146	0.2
Medical Engineering	0	18	0	0	0	0	125	143	0.2
Food Processing	75	25	11	1	24	2	0	138	0.1
Electrical & Electronics Engineering (Power Option)	11	23	0	0	0	28	75	137	0.1
Food Production	31	42	28	0	3	0	30	134	0.1
Community Development	0	35	0	0	0	0	97	132	0.1
Food Technology	9	7	2	38	35	0	40	131	0.1
Business Administration	0	6	0	0	0	0	124	130	0.1
Sales	0	0	0	0	0	0	130	130	0.1
Procurement & Material Management	0	0	0	0	0	0	127	127	0.1
Quantity Survey	0	0	0	0	0	4	119	123	0.1
Catering	0	103	0	0	0	0	16	119	0.1
Computer Studies	1	97	0	0	0	0	21	119	0.1
Hospitality & Tourism Management	0	33	0	0	0	0	83	116	0.1
Dietetics Management	0	0	0	0	0	18	96	114	0.1
Kenya Registered Community Health Nurse	0	0	0	0	0	0	106	106	0.1
Arabic & Islamic Studies	22	51	0	0	0	0	27	100	0.1
Carpentry & Joinery	49	3	8	8	32	0	0	100	0.1
Computer & Music	0	100	0	0	0	0	0	100	0.1
Disability Care Studies	0	100	0	0	0	0	0	100	0.1
Music	0	100	0	0	0	0	0	100	0.1
Welding & Fabrication	59	5	9	0	16	7	3	99	0.1
Food Science Technology	0	51	0	0	0	42	5	98	0.1
Certified Secretaries	0	95	0	0	0	0	0	95	0.1

Programmes	Skill Levels								
	Artisan	Certificate	Certificate/GTT1	Certificate/GTT11	Certificate/GTT111	Craft	Diploma	Total	%
Plumbing & Pipe Fitting	14	34	15	2	19	9	0	93	0.1
Business Studies	22	31	0	0	0	1	38	92	0.1
Garment Making	55	20	13	0	4	0	0	92	0.1
Digital Literacy	0	89	0	0	0	0	0	89	0.1
Horticulture	59	30	0	0	0	0	0	89	0.1
Applied Biology	0	0	0	0	0	0	86	86	0.1
Mass Communication	0	5	0	0	0	0	81	86	0.1
Hotel & Catering	0	47	0	0	0	0	38	85	0.1
Agricultural Engineering	9	19	0	0	0	20	36	84	0.1
Salesmanship	83	0	0	0	0	0	0	83	0.1
Food Production, Service & Sales	0	80	0	0	0	0	0	80	0.1
Accounting Management	0	75	0	0	0	0	0	75	0.1
Community Development & Counselling	0	2	0	0	0	0	72	74	0.1
Tour Guiding & Travel Operation	0	47	0	0	0	26	0	73	0.1
Hospitality & Tourism	3	62	0	0	0	0	5	70	0.1
East Africa Freight Forwarding Practicing	0	69	0	0	0	0	0	69	0.1
Analytical Chemistry	0	0	0	0	0	0	68	68	0.1
Tourism & Travel Management	0	15	0	0	0	0	52	67	0.1
Forestry	0	27	0	0	0	0	39	66	0.1
Health Records & Information Technology	0	34	0	0	0	0	32	66	0.1
Medical Laboratory	0	0	0	0	0	0	65	65	0.1
Sign Language	4	60	0	0	0	0	0	64	0.1
Animal Health & Production	0	47	0	0	0	0	16	63	0.1
Computer User Specialist	0	0	0	0	0	63	0	63	0.1
International Computer Driving License	0	63	0	0	0	0	0	63	0.1
Food Processing & Preservation Technology	0	49	0	0	0	0	11	60	0.1
Hotel & Catering Supervision	3	57	0	0	0	0	0	60	0.1
Journalism & Mass Communication	0	24	0	0	0	0	35	59	0.1
Marketing Management	0	8	0	0	0	0	50	58	0.1
Tax Administration	0	4	0	0	0	0	52	56	0.1
Coxswain	0	55	0	0	0	0	0	55	0.1
Internet & Computer Certification	0	0	55	0	0	0	0	55	0.1
Bakery	0	53	0	0	0	0	0	53	0.1
Journalism & Mass Media	0	37	0	0	0	0	15	52	0.1
Clinical Nutrition	0	16	0	0	0	0	35	51	0.1
Flight Operations	0	23	0	0	0	0	28	51	0.1
Food Production & Service	0	0	51	0	0	0	0	51	0.1
Nail Technology	24	21	6	0	0	0	0	51	0.1
Office Management	0	2	0	0	0	0	48	50	0.1
Graphic Design	0	12	0	0	0	0	37	49	0.1
Bakery & Pastry	0	0	0	0	46	2	0	48	0.1
Custom Administration	0	4	0	0	0	0	44	48	0.1
Clothing Technology	0	23	0	0	3	0	21	47	0.1
Tour Guide & Operations	0	40	0	0	0	5	2	47	0.1

Programmes	Skill Levels								
	Artisan	Certificate	Certificate/GT1	Certificate/GT11	Certificate/GT111	Craft	Diploma	Total	%
Association of Business Executives	0	0	0	0	0	0	46	46	0.0
Food Science & Processing Technology	0	0	0	0	0	1	45	46	0.0
Wildlife Management	0	0	0	0	0	0	46	46	0.0
Cambridge IGCSE & A/AS	0	45	0	0	0	0	0	45	0.0
Nutrition	0	21	0	0	0	0	24	45	0.0
Air Conditioning & Refrigeration	27	7	8	1	0	0	1	44	0.0
Electrical & Electronics Technology	9	20	3	12	0	0	0	44	0.0
Pharmaceutical Technology	0	0	0	0	0	0	42	42	0.0
Saloon	0	42	0	0	0	0	0	42	0.0
Architecture	0	0	0	0	0	0	41	41	0.0
Art & Design (Fashion)	0	0	0	0	0	0	41	41	0.0
Child Care & Protection	0	11	0	0	0	1	29	41	0.0
Electrical & Electronics Engineering (Telecommunication)	0	9	0	0	0	0	32	41	0.0
Hotel & Institution Management	0	0	0	0	0	0	41	41	0.0
Light Motor Vehicle Mechanics	4	5	3	0	29	0	0	41	0.0
Media Studies	0	0	0	0	0	0	41	41	0.0
Interior Design	0	18	0	0	0	0	22	40	0.0
Beauty	17	18	0	0	0	0	4	39	0.0
Archives & Record Management	0	0	0	0	0	0	38	38	0.0
Computing & Information Communication Technology	0	0	0	0	0	0	38	38	0.0
Secretarial Studies & Office Management	0	0	0	0	0	0	38	38	0.0
Motor Vehicle Technology	29	7	0	0	0	1	0	37	0.0
Business Information Technology	0	9	0	0	0	0	27	36	0.0
Community Health & HIV Management	0	6	0	0	0	0	30	36	0.0
Professional Marketing	0	18	0	0	0	0	18	36	0.0
Criminology	0	14	0	0	0	0	21	35	0.0
Journalism & Public Relations	0	0	0	0	0	0	35	35	0.0
Patient Care	0	35	0	0	0	0	0	35	0.0
Leadership Ministry	0	34	0	0	0	0	0	34	0.0
Petroleum Geoscience	0	2	0	0	0	8	24	34	0.0
Tourism	0	0	0	0	0	6	28	34	0.0
3D Animation & Multi media	0	21	0	0	0	0	12	33	0.0
Fitness Science	0	0	0	0	0	0	33	33	0.0
Sustainable Agriculture & Rural Development	0	22	0	0	0	0	11	33	0.0
Cookery	0	0	0	0	2	0	30	32	0.0
Environmental Management	0	0	0	0	0	0	32	32	0.0
Logistics & Transport Management	0	0	0	0	0	0	32	32	0.0
Adult Education	0	31	0	0	0	0	0	31	0.0
Telecommunication Engineering	0	14	0	0	0	6	11	31	0.0
Association of Chartered Accountants	0	30	0	0	0	0	0	30	0.0

Programmes	Skill Levels								
	Artisan	Certificate	Certificate/GTT1	Certificate/GTT1	Certificate/GTT11	Craft	Diploma	Total	%
Computer (Web Designing)	0	30	0	0	0	0	0	30	0.0
Driving & Plant Operator	0	30	0	0	0	0	0	30	0.0
Heena Painting	0	0	30	0	0	0	0	30	0.0
Nature Interpretation & Tour Administration	0	30	0	0	0	0	0	30	0.0
Soil Health, Soil Sampling & Plant Health	0	30	0	0	0	0	0	30	0.0
Fisheries & Aquatic Sciences	0	0	0	0	0	0	29	29	0.0
Road Construction	0	13	0	0	0	16	0	29	0.0
Counselling	0	0	0	0	0	0	28	28	0.0
Environmental Science	0	0	0	0	0	0	28	28	0.0
Health Service Support	4	24	0	0	0	0	0	28	0.0
Tourism Travel & Business	0	0	0	0	0	0	28	28	0.0
Public Relations	0	0	0	0	0	0	27	27	0.0
Digital Marketing	0	0	0	0	0	0	26	26	0.0
Leather Work	20	0	0	0	5	0	0	25	0.0
Pastry	0	18	0	0	0	7	0	25	0.0
Theology & Development	0	0	0	0	0	0	25	25	0.0
Community Wildlife Management	0	24	0	0	0	0	0	24	0.0
Medical Laboratory Technology	0	0	0	0	0	20	4	24	0.0
Textile	0	0	5	2	17	0	0	24	0.0
Yeast Production & Cake Decoration (Partial)	24	0	0	0	0	0	0	24	0.0
Applied Statistics	0	0	0	0	0	0	23	23	0.0
Chemical Dependency & Addiction Counseling	0	7	0	0	0	0	16	23	0.0
Guidance & Counselling	0	3	0	0	0	0	20	23	0.0
Highway Engineering	0	0	0	0	0	0	23	23	0.0
Instrument	0	23	0	0	0	0	0	23	0.0
Kenya Registered Nursing	0	0	0	0	0	0	22	22	0.0
Library Studies	0	10	0	0	0	0	12	22	0.0
Tailoring/Dress Making	0	0	0	0	22	0	0	22	0.0
Computer Science	0	1	0	0	0	0	20	21	0.0
Metal Work	18	1	0	0	2	0	0	21	0.0
Strategic Management & Leadership	0	21	0	0	0	0	0	21	0.0
Supervisory Skills & Leadership	0	21	0	0	0	0	0	21	0.0
Training of Trainers	0	18	0	0	0	0	3	21	0.0
Animal Production & Management	0	13	0	0	0	0	7	20	0.0
Cake Making & Decoration	0	20	0	0	0	0	0	20	0.0
Computerized Secretarial Studies	0	9	0	0	0	0	11	20	0.0
English Proficiencies (IELTS, TOEFL)	0	20	0	0	0	0	0	20	0.0
Health Records	0	20	0	0	0	0	0	20	0.0
Hotel Management	0	0	0	0	0	20	0	20	0.0
House Keeping Management	0	5	0	15	0	0	0	20	0.0
Journalism & Media	0	0	0	0	0	0	20	20	0.0
Mindful Self Compassion	20	0	0	0	0	0	0	20	0.0
Printing & Technology	0	8	0	0	0	0	12	20	0.0
Airport Operation	0	2	0	0	0	3	14	19	0.0

Programmes	Skill Levels								
	Artisan	Certificate	Certificate/GT1	Certificate/GT11	Certificate/GT111	Craft	Diploma	Total	%
Broadcast & Journalism	0	0	0	0	0	0	19	19	0.0
Fashion Design & Interior Decoration	0	9	0	0	0	0	10	19	0.0
Film & Television Production	0	1	0	0	0	0	18	19	0.0
Library Information Studies	0	0	0	0	0	0	19	19	0.0
Maritime Transport & Logistics	0	0	0	0	0	3	16	19	0.0
Training of Trainers	0	19	0	0	0	0	0	19	0.0
Counselling	0	19	0	0	0	0	0	19	0.0
Barbering	8	10	0	0	0	0	0	18	0.0
Chemical Engineering	0	0	0	0	0	0	18	18	0.0
Computer Integrated Manufacturing	0	0	0	0	0	0	18	18	0.0
County Governance & Ethics	0	0	0	0	0	0	18	18	0.0
Aeronautical Engineering	0	0	0	0	0	0	17	17	0.0
Aquaculture	14	3	0	0	0	0	0	17	0.0
Front Office Operation & Administration	0	16	0	0	0	0	1	17	0.0
Microsoft Office Proficiency	0	16	0	0	0	0	0	16	0.0
Turner	16	0	0	0	0	0	0	16	0.0
Exploration & Development of Geothermal Resources	0	15	0	0	0	0	0	15	0.0
First Aid/Refresher/Defensive	0	15	0	0	0	0	0	15	0.0
Nutrition & dietetics Management	0	0	0	0	0	0	15	15	0.0
Photography	0	15	0	0	0	0	0	15	0.0
Plant Mechanics	13	0	2	0	0	0	0	15	0.0
Single & Group Secretarial	0	10	0	0	0	0	5	15	0.0
Water Engineering	0	15	0	0	0	0	0	15	0.0
Construction Plant Mechanic	4	0	10	0	0	0	0	14	0.0
Food Service	5	0	0	0	9	0	0	14	0.0
Front Office	2	3	0	0	0	0	9	14	0.0
Electrical & Electronics Engineering (Instrumentation & Control)	0	0	0	0	0	0	13	13	0.0
Electrical Technology	0	5	2	0	2	4	0	13	0.0
Food Production Culinary Arts	4	4	0	0	0	0	5	13	0.0
Health Science	0	0	0	0	0	0	13	13	0.0
Maritime Security	13	0	0	0	0	0	0	13	0.0
Swahili Begginers Course	0	13	0	0	0	0	0	13	0.0
Animal Health	0	12	0	0	0	0	0	12	0.0
Cake Decoration & Pastry (Partial)	0	12	0	0	0	0	0	12	0.0
Cake Production & Decoration (Partial)	0	12	0	0	0	0	0	12	0.0
Cake Production & Pastry Production (Partial)	0	12	0	0	0	0	0	12	0.0
Cake Production (Partial)	0	12	0	0	0	0	0	12	0.0
Culinary Arts	0	8	0	0	0	0	4	12	0.0
Holistic Therapy	0	4	0	0	0	0	8	12	0.0
Monitoring & Evaluation	0	12	0	0	0	0	0	12	0.0

Programmes	Skill Levels								
	Artisan	Certificate	Certificate/GTT1	Certificate/GTT1	Certificate/GTT11	Craft	Diploma	Total	%
Office Operations & Management	0	0	0	0	0	0	12	12	0.0
Sacred Ministry	0	5	0	0	0	0	7	12	0.0
Secretarial & ICT	0	0	0	0	0	12	0	12	0.0
Survey & Mapping	0	12	0	0	0	0	0	12	0.0
Vessel Repair	12	0	0	0	0	0	0	12	0.0
Welder Electrical	12	0	0	0	0	0	0	12	0.0
Yeast Production & Pastry Products (Partial)	12	0	0	0	0	0	0	12	0.0
Education Life Skills	0	11	0	0	0	0	0	11	0.0
Entrepreneurship Development	0	2	0	0	0	0	9	11	0.0
Knitting	2	0	6	0	3	0	0	11	0.0
Machine Knitter	0	2	0	3	6	0	0	11	0.0
Metal Processing Technology	5	4	1	0	1	0	0	11	0.0
Artificial Insemination	0	10	0	0	0	0	0	10	0.0
Certified Secretaries Studies	0	10	0	0	0	0	0	10	0.0
Electrical & Refrigeration	0	0	0	0	10	0	0	10	0.0
Electrical Wiring	9	0	0	0	1	0	0	10	0.0
Events Management	0	10	0	0	0	0	0	10	0.0
Foreign Language	0	10	0	0	0	0	0	10	0.0
Forklift Operator	0	10	0	0	0	0	0	10	0.0
Introduction To Milling	0	5	0	0	0	0	5	10	0.0
Kenya Accounting Technician	0	0	0	0	0	0	10	10	0.0
Pharmacy	0	0	0	0	0	0	10	10	0.0
Aircargo Introduction	0	0	0	0	0	0	9	9	0.0
Dairy Plant Management	0	9	0	0	0	0	0	9	0.0
French	0	9	0	0	0	0	0	9	0.0
Printing	0	0	0	0	0	2	7	9	0.0
Water Technology	0	0	0	0	0	0	9	9	0.0
Air Travel Operations	0	0	0	0	0	0	8	8	0.0
Aircraft Maintenance	0	8	0	0	0	0	0	8	0.0
Certified Investment & Financial Analysis	0	8	0	0	0	0	0	8	0.0
Christian Ministries	0	8	0	0	0	0	0	8	0.0
Criminology & Security Management	0	4	0	0	0	0	4	8	0.0
Disaster Management	0	0	0	0	0	0	8	8	0.0
Electrical & Electronics Engineering Technology (Instrumentation & Control)	0	0	0	0	0	0	8	8	0.0
German	0	8	0	0	0	0	0	8	0.0
Islamic Studies	0	8	0	0	0	0	0	8	0.0
Motor Vehicle Electrician	3	4	1	0	0	0	0	8	0.0
Nautical Science	0	0	0	0	0	5	3	8	0.0
Nephrology Nursing	0	0	0	0	0	0	8	8	0.0
Oil & Gas	0	0	0	0	0	0	8	8	0.0
Production Service & Sales	0	0	0	0	8	0	0	8	0.0
Shipping	0	0	0	0	0	0	8	8	0.0
Universal Treatment Curriculum	0	8	0	0	0	0	0	8	0.0
Agribusiness Management	0	7	0	0	0	0	0	7	0.0
Beadwork & Accessory Making	0	5	2	0	0	0	0	7	0.0
Building Technology	0	2	0	0	0	0	5	7	0.0

Programmes	Skill Levels								
	Artisan	Certificate	Certificate/GT11	Certificate/GT11	Certificate/GT11	Craft	Diploma	Total	%
Cisco Certified Network Associate	0	7	0	0	0	0	0	7	0.0
Clerk & Typist	7	0	0	0	0	0	0	7	0.0
Computer Technology	0	0	0	0	0	0	7	7	0.0
Metal Fabrication	0	0	0	7	0	0	0	7	0.0
Multimedia	0	7	0	0	0	0	0	7	0.0
Pastoral Ministry	0	0	0	0	0	0	7	7	0.0
Rating Forming Part of Engineering Watch	0	7	0	0	0	0	0	7	0.0
Accommodation Operations	0	5	0	0	0	0	1	6	0.0
Agroecology	0	0	0	0	0	0	6	6	0.0
Applied Technology	0	0	0	0	0	0	6	6	0.0
Certified Finance Analyst	0	6	0	0	0	0	0	6	0.0
Certified Forensic Fraud Examiner	0	6	0	0	0	0	0	6	0.0
Comptia *+	0	6	0	0	0	0	0	6	0.0
Electrical & Electronics (Instagram Option)	0	0	0	0	0	0	6	6	0.0
Entrepreneurship	0	0	0	0	0	0	6	6	0.0
Environmental Science & Technology	0	0	0	0	0	0	6	6	0.0
Food Technology & Quality Assurance	0	0	0	0	0	0	6	6	0.0
Freelance & Feature Writing	0	0	0	0	0	0	6	6	0.0
House Keeping & Laundry	0	3	0	0	0	0	3	6	0.0
Make-up & Eyebrow Shaping	0	0	6	0	0	0	0	6	0.0
Marine Engineering	0	0	0	0	0	2	4	6	0.0
Media Law & Ethics	0	0	0	0	0	0	6	6	0.0
Museums & Heritage	0	6	0	0	0	0	0	6	0.0
Newspaper Reporting	0	0	0	0	0	0	6	6	0.0
Road Transport Management	0	0	0	0	0	0	6	6	0.0
Sub-Editing	0	0	0	0	0	0	6	6	0.0
Tour Management	0	0	0	0	0	0	6	6	0.0
Business Techniques	0	5	0	0	0	0	0	5	0.0
Certified Accounts 3&4	0	5	0	0	0	0	0	5	0.0
Certified Information System Audit (CISA)	0	2	0	0	0	0	3	5	0.0
Certified Professional Accountant	0	5	0	0	0	0	0	5	0.0
Computerized Accounts Packages	0	0	0	0	0	5	0	5	0.0
Food Science Processing & Preservation Technology	0	0	0	0	0	5	0	5	0.0
Leather Technology	0	0	0	0	0	0	5	5	0.0
National Computing Council	0	0	0	0	0	0	5	5	0.0
Painting & Decoration	0	0	1	0	1	3	0	5	0.0
Practical Ministry	0	0	0	0	0	0	5	5	0.0
Proficiency In Survival Craft & Rescue Boats	0	5	0	0	0	0	0	5	0.0
Public Relations Management	0	0	0	0	0	0	5	5	0.0
Road Construction Technology	0	0	0	0	0	5	0	5	0.0
Roads & Bridges Construction	0	5	0	0	0	0	0	5	0.0

Programmes	Skill Levels								
	Artisan	Certificate	Certificate/GT1	Certificate/GT11	Certificate/GT111	Craft	Diploma	Total	%
Animal Health & Range Management	0	0	0	0	0	0	4	4	0.0
Barbering & Texturing	0	0	4	0	0	0	0	4	0.0
Beading & Decoration	0	0	4	0	0	0	0	4	0.0
Catering Supervision	0	4	0	0	0	0	0	4	0.0
Chaplaincy	0	0	0	0	0	0	4	4	0.0
Community Health Assistant	0	2	0	0	0	0	2	4	0.0
Computer/Information Technology	0	4	0	0	0	0	0	4	0.0
Computing & Information Systems	0	0	0	0	0	0	4	4	0.0
Cookery & Bakery	4	0	0	0	0	0	0	4	0.0
Digital Journalism	0	4	0	0	0	0	0	4	0.0
Drawing & Painting	0	3	0	0	0	0	1	4	0.0
Fine Art & Design	0	0	0	0	4	0	0	4	0.0
Heena Decoration	0	4	0	0	0	0	0	4	0.0
Homecraft	0	0	0	0	4	0	0	4	0.0
International Freight Management	0	0	0	0	0	0	4	4	0.0
Library Science	0	0	0	0	0	4	0	4	0.0
Marketing	0	3	0	0	0	0	1	4	0.0
Medical Laboratory Science	0	0	0	0	0	0	4	4	0.0
Music & Sound	0	4	0	0	0	0	0	4	0.0
Music Production	0	0	0	0	0	0	4	4	0.0
Nursing	0	0	0	0	0	0	4	4	0.0
Photojournalism	0	4	0	0	0	0	0	4	0.0
Quick Book (Accounting)	0	4	0	0	0	0	0	4	0.0
Sound Engineering	0	0	0	0	0	0	4	4	0.0
Web Design	0	4	0	0	0	0	0	4	0.0
Agribusiness Development	0	3	0	0	0	0	0	3	0.0
Ball Making	0	3	0	0	0	0	0	3	0.0
Bible & Theology	0	0	0	0	0	0	3	3	0.0
Corporate Governance	0	3	0	0	0	0	0	3	0.0
Clerical Operation	0	0	0	0	0	0	3	3	0.0
Dairy Management	3	0	0	0	0	0	0	3	0.0
Footwear Design & Technology	0	3	0	0	0	0	0	3	0.0
Front Office Operations	0	3	0	0	0	0	0	3	0.0
Graduate Record Exam	0	3	0	0	0	0	0	3	0.0
Information Technology Infrastructure Library	0	3	0	0	0	0	0	3	0.0
Library & Information	0	3	0	0	0	0	0	3	0.0
Mental Health	0	0	3	0	0	0	0	3	0.0
National Vocational In Education & Training (NVCE)	0	3	0	0	0	0	0	3	0.0
Plumber Wire Fitter	0	0	0	0	3	0	0	3	0.0
Psychological Counselling	0	0	0	0	0	0	3	3	0.0
Secretarial Single & Group	3	0	0	0	0	0	0	3	0.0
Test of English as a Foreign Language	0	3	0	0	0	0	0	3	0.0
Weaving Craft Work	0	3	0	0	0	0	0	3	0.0
Animation & Motion Graphics	0	0	0	0	0	0	2	2	0.0
Barber & Beauty	0	2	0	0	0	0	0	2	0.0
Basic Firefighter	0	2	0	0	0	0	0	2	0.0
Certified Human Resource Professionals	0	2	0	0	0	0	0	2	0.0

Programmes	Skill Levels								
	Artisan	Certificate	Certificate/GTT1	Certificate/GTT1	Certificate/GTT11	Craft	Diploma	Total	%
Clinical Medicine & Surgery	0	0	0	0	0	0	2	2	0.0
Computer Engineering	0	0	0	0	0	0	2	2	0.0
Computer Networking & Security	0	0	2	0	0	0	0	2	0.0
Cyber Security Analyst	0	2	0	0	0	0	0	2	0.0
English Programme	0	2	0	0	0	0	0	2	0.0
Esthetics	0	0	0	0	0	0	2	2	0.0
Event Decoration & Flower Arrangement	0	2	0	0	0	0	0	2	0.0
Film Productions	0	0	0	0	0	0	2	2	0.0
Fisheries	0	0	0	0	0	2	0	2	0.0
Flight Dispatch	0	0	0	0	0	0	2	2	0.0
Forensic & Criminal Investigation	0	1	0	0	0	0	1	2	0.0
Front Office Administration	0	0	2	0	0	0	0	2	0.0
Interior Decoration	0	2	0	0	0	0	0	2	0.0
Maritime Management	0	0	0	0	0	0	2	2	0.0
Painting Technology	0	0	0	2	0	0	0	2	0.0
Programmable Logic Controller & Automation	0	2	0	0	0	0	0	2	0.0
Python Programme	0	2	0	0	0	0	0	2	0.0
Shipping & Logistics	0	0	0	0	0	0	2	2	0.0
Shoe Making Technology	0	0	1	0	1	0	0	2	0.0
Sign Writing & Painting	0	0	2	0	0	0	0	2	0.0
Software Development	0	2	0	0	0	0	0	2	0.0
Therapy	0	0	2	0	0	0	0	2	0.0
Tailoring	0	0	0	0	2	0	0	2	0.0
Tour Guiding & Administration	0	0	0	0	0	0	2	2	0.0
Water Technology & Sanitation	0	0	0	0	0	0	2	2	0.0
Adapted Information Computer Technology	0	1	0	0	0	0	0	1	0.0
Agribusiness Technology	0	1	0	0	0	0	0	1	0.0
Bookkeeping	1	0	0	0	0	0	0	1	0.0
Braiding, Plaiting & Conrow's	0	0	1	0	0	0	0	1	0.0
Building & Construction Engineering	1	0	0	0	0	0	0	1	0.0
Catering & Accommodation Management	0	1	0	0	0	0	0	1	0.0
Certified Procurement & Supply Professional of Kenya (CPSP-K)	0	1	0	0	0	0	0	1	0.0
Chartered Institute For Securities Investment	0	1	0	0	0	0	0	1	0.0
Clerical Operations	0	1	0	0	0	0	0	1	0.0
Computer Accounting	0	1	0	0	0	0	0	1	0.0
Computer Programming	0	1	0	0	0	0	0	1	0.0
Construction Plant Engineering	0	0	0	0	0	0	1	1	0.0
Credit Management	0	0	0	0	0	0	1	1	0.0
Dairy Farm Management	1	0	0	0	0	0	0	1	0.0
Electric Welder	0	0	1	0	0	0	0	1	0.0
Electrical & Electronics Technology (Power Option)	0	0	0	0	0	1	0	1	0.0

Programmes	Skill Levels								
	Artisan	Certificate	Certificate/GTT1	Certificate/GTT11	Certificate/GTT111	Craft	Diploma	Total	%
Electrical Maintenance	0	1	0	0	0	0	0	1	0.0
Embroidery	0	1	0	0	0	0	0	1	0.0
Emergency Medical Technician	0	1	0	0	0	0	0	1	0.0
Fitter Turner	0	0	0	0	0	1	0	1	0.0
Freight Management	0	0	0	0	0	0	1	1	0.0
House Keeping	0	0	0	0	0	0	1	1	0.0
Laundry & Dry Cleaning	0	0	0	0	0	0	1	1	0.0
Office Assistant	1	0	0	0	0	0	0	1	0.0
Painting	0	0	0	0	1	0	0	1	0.0
Road Traffic Accidents	0	1	0	0	0	0	0	1	0.0
Sign Writing	0	0	0	0	1	0	0	1	0.0
Social Development	0	0	0	0	0	1	0	1	0.0
Solar Photo Voltaic	1	0	0	0	0	0	0	1	0.0
Solar Technology	0	0	1	0	0	0	0	1	0.0
Special Needs Education	0	1	0	0	0	0	0	1	0.0
Tour & Travel Management	0	1	0	0	0	0	0	1	0.0
Tourism & Business Studies	0	0	0	0	0	0	1	1	0.0
<b>Grand Total</b>	<b>15722</b>	<b>32256</b>	<b>5965</b>	<b>824</b>	<b>8286</b>	<b>5744</b>	<b>24498</b>	<b>93295</b>	<b>100.0</b>
<b>%</b>	<b>16.9</b>	<b>34.6</b>	<b>6.4</b>	<b>0.9</b>	<b>8.9</b>	<b>6.2</b>	<b>26.3</b>	<b>100.0</b>	

## 2.5 Summary of Total Outturns by Skill Level and Sex in the year 2022.

**Table 5** show the distribution of outturns by skill level by sex. Certificate training level had a total of 59288 (30.7%) outturns with 27032 (14%) male and 32256 (16.2 %) female outturns of the total 198156 outturns. Diploma training Level had a total of 46451 (24.1%) outturns with 21953 (11.4%) male and 24498 (12.7%) female outturns of 93295 outturns. Overall, female outturns dominated at Certificate and Diploma training levels with male outturns being a majority in all the other of training levels.

**Table 5: Summary of all Outturns by Skill Level and Sex in the year 2022.**

Skill Levels	Sex					
	Male	%	Female	%	Total	%
Certificate	27032	<b>45.6</b>	32256	<b>54.4</b>	59288	<b>30.7</b>
Diploma	21953	<b>37.0</b>	24498	<b>52.7</b>	46451	<b>24.0</b>
Artisan	23173	<b>39.1</b>	15722	<b>40.4</b>	38895	<b>20.1</b>
Certificate/GTT111	11240	<b>19.0</b>	8286	<b>42.4</b>	19526	<b>10.1</b>
Certificate/GTT1	8008	<b>13.5</b>	5965	<b>42.7</b>	13973	<b>7.2</b>
Craft	7331	<b>12.4</b>	5744	<b>43.9</b>	13075	<b>6.8</b>
Certificate/GTT11	1124	<b>1.9</b>	824	<b>42.3</b>	1948	<b>1.0</b>
<b>Grand Total</b>	<b>99861</b>	<b>51.7</b>	<b>93295</b>	<b>48.3</b>	<b>193156</b>	<b>100.0</b>

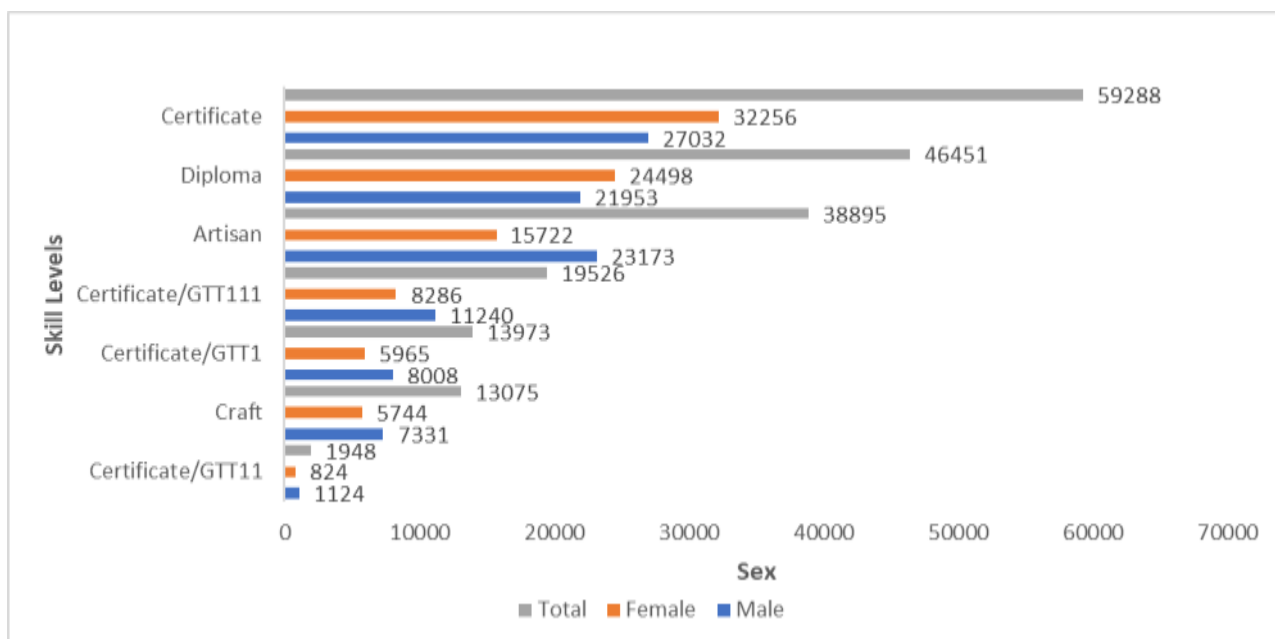


Figure 4: Skill Level by Sex

## 2.6 Summary of Frequencies of Programme and Skill Level in the year 2022.

In the reference year, a total of 9906 programmes were recorded within the TVET institutions. From **Table 6**, the most common programme by frequency counts was Hairdressing & Beauty Therapy followed by Masonry, Fashion Design & Garment Making, Information Communication Technology and Plumbing at 789, 567, 499, 475 and 468 respectively out of the total 9906 frequency counts. Artisan training Level was the most common training level with a frequency of 2165 followed by certificate level at 2123 counts out of the total programmes.

**Table 6: Summary of Frequencies of Programme and Skill Level in the year 2022.**

Programmes	Skill Level							Grand Total
	Artisan	Certificate	Certificate/ GTT1	Certificate/ GTT1	Certificate/ GTT11	Craft	Diploma	
Hairdressing & Beauty Therapy	204	104	158	30	262	11	20	<b>789</b>
Masonry	194	34	103	20	207	9	0	<b>567</b>
Fashion Design & Garment Making	160	37	89	22	162	20	9	<b>499</b>
Information Communication Technology	47	172	29	4	21	47	155	<b>475</b>
Plumbing	214	54	50	13	89	48	0	<b>468</b>
Food & Beverage	145	77	12	3	26	44	72	<b>379</b>
Electrical Installation	170	29	50	6	85	9	7	<b>356</b>
Mechanics	119	21	73	10	123	4	0	<b>350</b>
Carpentry & Joinery	80	19	71	7	119	8	0	<b>304</b>

Programmes	Skill Level							
	Artisan	Certificate	Certificate/ GTT1	Certificate/ GTT1	Certificate/ GTT11	Craft	Diploma	Grand Total
Building & Construction	52	55	31	4	36	47	61	<b>286</b>
Dress Making	65	21	45	17	129	5	1	<b>283</b>
Electrical Wireman	55	18	53	16	102	4	0	<b>248</b>
Business Management	3	84	0	0	0	21	106	<b>214</b>
Fashion & Design	62	33	33	0	43	14	20	<b>205</b>
Human Resource Management	1	69	0	0	0	20	109	<b>199</b>
Welding	51	20	34	5	77	7	3	<b>197</b>
Supply Chain Management	0	64	0	0	0	23	109	<b>196</b>
Motor Vehicle Mechanics	66	11	37	7	66	4	1	<b>192</b>
Community Development & Social Work	3	58	1	0	0	25	87	<b>174</b>
Electrical & Electronics Engineering	41	42	8	0	10	21	31	<b>153</b>
Agriculture	32	45	0	0	0	21	52	<b>150</b>
Welding & Fabrication	65	14	17	2	40	7	2	<b>147</b>
Automotive Engineering	34	35	4	1	1	27	35	<b>137</b>
Beauty & Therapy	19	21	17	6	34	3	12	<b>112</b>
Accountancy	0	41	0	0	0	0	69	<b>110</b>
Catering & Accommodation	0	65	0	0	0	0	36	<b>101</b>
Secretarial Studies	3	38	0	0	2	15	36	<b>94</b>
Electrical Engineering	23	17	3	0	10	16	22	<b>91</b>
Civil Engineering	7	8	0	0	0	2	63	<b>80</b>
Mechanical Engineering	4	16	3	0	5	10	33	<b>71</b>
Information Technology	4	23	0	0	5	13	20	<b>65</b>
Social Work	3	25	0	0	0	11	26	<b>65</b>
Metal Processing Technology	15	4	11	1	16	0	0	<b>47</b>
Certified Public Accountant (CPA)	0	41	3	0	2	0	0	<b>46</b>
Store Keeping	39	4	0	0	0	1	0	<b>44</b>
Land Survey	0	6	0	0	0	13	19	<b>38</b>
Computer Packages	1	31	2	0	2	1	0	<b>37</b>
Sales & Marketing	2	13	0	0	0	1	20	<b>36</b>
Cooperative Management	0	14	0	0	0	0	21	<b>35</b>
Cosmetology	0	20	0	0	0	1	14	<b>35</b>
Electrical & Electronics Engineering (Power Option)	2	8	0	0	0	6	19	<b>35</b>
Project Management	0	4	0	0	0	0	30	<b>34</b>
Accounting Technician	0	9	0	0	0	0	24	<b>33</b>
Information Studies	0	9	0	0	0	12	12	<b>33</b>
Motor Vehicle Technology	21	2	2	1	4	2	1	<b>33</b>
Plumbing & Pipe Fitting	6	4	8	1	11	3	0	<b>33</b>
Banking & Finance	0	10	0	0	0	0	21	<b>31</b>
Tourism Management	1	5	0	0	0	3	22	<b>31</b>
Computer Operator	2	3	5	1	15	3	0	<b>29</b>
Information Science	0	10	0	0	0	3	15	<b>28</b>
Nutrition & Dietetics	0	8	0	0	0	6	14	<b>28</b>
Food Processing	10	4	5	1	6	1	0	<b>27</b>
Computer	2	13	5	2	3	1	0	<b>26</b>
Food Processing Technology	12	7	2	2	2	1	0	<b>26</b>
Agribusiness	1	23	0	0	0	0	1	<b>25</b>
Electrical & Electronics Technology	8	8	4	1	2	2	0	<b>25</b>
Hospitality	4	9	1	0	0	1	8	<b>23</b>

Programmes	Skill Level							
	Artisan	Certificate	Certificate/ GTT1	Certificate/ GTT1	Certificate/ GTT11	Craft	Diploma	Grand Total
Agricultural Engineering	6	3	0	0	0	3	10	22
Community Development	0	5	0	0	0	0	17	22
Community Health	0	17	0	0	0	0	4	21
Hospitality Management	2	7	0	0	0	0	12	21
Business Administration	0	3	0	0	0	0	17	20
Counselling & Psychology	2	7	0	0	0	0	9	18
Early Childhood Teacher Education	0	7	0	0	0	0	11	18
Electrical Wiring	6	0	3	1	8	0	0	18
Air Conditioning & Refrigeration	3	4	6	1	2	0	1	17
Electrical Engineering (Power Option)	0	5	0	0	0	6	6	17
Motor Vehicle Electrician	7	2	2	0	4	2	0	17
Fashion Design & Clothing Technology	0	3	0	0	1	1	11	16
Science Laboratory Technology	0	9	0	0	0	6	1	16
Food Technology	4	2	1	1	6	0	1	15
Applied Biology	0	0	0	0	0	0	14	14
Community Health & Development	0	6	0	0	0	0	8	14
Computer Application	0	14	0	0	0	0	0	14
Food Production	2	2	4	0	3	0	3	14
Journalism	0	7	0	0	0	0	7	14
Accounting Management	0	13	0	0	0	0	0	13
Baking Technology	3	5	0	0	0	1	4	13
Light Motor Vehicle Mechanics	3	1	1	0	8	0	0	13
Quantity Survey	0	0	0	0	0	1	12	13
Analytical Chemistry	0	0	0	0	0	0	12	12
Theology	0	5	0	0	0	0	7	12
Electrical & Electronics Engineering (Telecommunication)	0	3	0	0	0	0	8	11
Electrical Technology	2	1	5	0	2	1	0	11
Health Records & Information Technology	0	5	0	0	0	0	6	11
Marketing Management	0	2	0	0	0	0	9	11
Computer Studies	1	5	0	0	0	0	4	10
Driving	0	5	1	0	2	2	0	10
Hotel & Catering	0	5	0	0	0	0	5	10
Perioperative Theatre Technology	1	4	0	0	0	0	5	10
Journalism & Mass Communication	0	4	0	0	0	0	5	9
Medical Engineering	0	1	0	0	0	0	8	9
Tour Guiding & Travel Operation	0	7	0	0	0	2	0	9
Garment Making	4	1	2	0	1	0	0	8
Leather Work	4	0	1	0	3	0	0	8
Library & Information Science	0	2	0	0	0	0	6	8
Metal Work	1	5	0	0	2	0	0	8
Petroleum Geoscience	0	2	0	0	0	2	4	8
Plant Operator	2	2	3	0	0	1	0	8
Tour Guide & Operations	0	6	0	0	0	1	1	8
Welder Electrical	3	0	1	0	3	1	0	8
Animal Health & Production	0	5	0	0	0	0	2	7
Architecture	0	0	0	0	0	0	7	7

Programmes	Skill Level							
	Artisan	Certificate	Certificate/ GTT1	Certificate/ GTT1	Certificate/ GTT11	Craft	Diploma	Grand Total
Archives & Record Management	0	0	0	0	0	0	7	7
Dietetics Management	0	0	0	0	0	1	6	7
Graphic Design	0	4	0	0	0	0	3	7
Nail Technology	3	3	1	0	0	0	0	7
Pharmaceutical Technology	0	0	0	0	0	0	7	7
Barbering	3	3	0	0	0	0	0	6
Beauty	2	3	0	0	0	0	1	6
Front Office	1	1	0	0	0	1	3	6
Laboratory Science	0	6	0	0	0	0	0	6
Painting & Decoration	0	0	2	0	3	1	0	6
Plant Mechanics	3	0	2	0	1	0	0	6
Road Construction	0	3	0	0	0	3	0	6
Salesmanship	6	0	0	0	0	0	0	6
Shoe Making Technology	0	0	1	2	3	0	0	6
Solar Photo Voltaic	3	0	0	0	2	1	0	6
Tourism & Travel Management	0	3	0	0	0	0	3	6
Arabic & Islamic Studies	1	3	0	0	0	0	1	5
Business Studies	1	2	0	0	0	1	1	5
Catering	0	4	0	0	0	0	1	5
Clothing Technology	0	2	0	0	1	0	2	5
Community Health & HIV Management	0	2	0	0	0	0	3	5
Entrepreneurship Development	0	1	0	0	0	0	4	5
Horticulture	3	2	0	0	0	0	0	5
Hotel & Catering Supervision	1	4	0	0	0	0	0	5
Kenya Registered Community Health Nurse	0	0	0	0	0	0	5	5
Knitting	1	0	3	0	1	0	0	5
Airport Operation	0	1	0	0	0	1	2	4
Broadcast & Journalism	0	0	0	0	0	0	4	4
Cabin Crew	0	1	0	0	0	1	2	4
Chemical Engineering	0	0	0	0	0	0	4	4
Computer Science	0	1	0	0	0	0	3	4
Environmental Science	0	0	0	0	0	0	4	4
Food Science & Processing Technology	0	0	0	0	0	1	3	4
Forestry	0	2	0	0	0	0	2	4
Homecare Management	0	4	0	0	0	0	0	4
Hospitality & Tourism	1	2	0	0	0	0	1	4
Journalism & Mass Media	0	1	0	0	0	0	3	4
Library Studies	0	2	0	0	0	0	2	4
Maritime Transport & Logistics	0	0	0	0	0	1	3	4
Mass Communication	0	1	0	0	0	0	3	4
Nutrition	0	2	0	0	0	0	2	4
Office Management	0	1	0	0	0	0	3	4
Primary Teacher Education	0	1	0	0	0	0	3	4
Telecommunication Engineering	0	2	0	0	0	1	1	4
Tourism	0	0	0	0	0	1	3	4
Training of Trainers	0	3	0	0	0	0	1	4
Aquaculture	2	1	0	0	0	0	0	3
Bakery	0	3	0	0	0	0	0	3
Business Information Technology	0	1	0	0	0	0	2	3

Programmes	Skill Level							
	Artisan	Certificate	Certificate/ GTT1	Certificate/ GTT1	Certificate/ GTT11	Craft	Diploma	Grand Total
Child Care & Protection	0	1	0	0	0	1	1	<b>3</b>
Christian Ministries	0	3	0	0	0	0	0	<b>3</b>
Cisco Certified Network Associate	0	3	0	0	0	0	0	<b>3</b>
Computerized Secretarial Studies	0	2	0	0	0	0	1	<b>3</b>
Construction Plant Mechanic	1	1	1	0	0	0	0	<b>3</b>
Culinary Arts	0	1	0	0	0	0	2	<b>3</b>
Electric Welder	0	0	1	0	2	0	0	<b>3</b>
Electrical & Electronics Engineering (Instrumentation & Control)	0	0	0	0	0	0	3	<b>3</b>
Environmental Management	0	0	0	0	0	0	3	<b>3</b>
Food Processing & Preservation Technology	0	2	0	0	0	0	1	<b>3</b>
Food Production Culinary Arts	1	1	0	0	0	0	1	<b>3</b>
Food Science Technology	0	1	0	0	0	1	1	<b>3</b>
Front Office Operation & Administration	0	2	0	0	0	0	1	<b>3</b>
Guidance & Counselling	0	1	0	0	0	0	2	<b>3</b>
Holistic Therapy	0	1	0	0	0	0	2	<b>3</b>
Hospitality & Tourism Management	0	2	0	0	0	0	1	<b>3</b>
Institutional & Hospitality Management	1	1	0	0	0	0	1	<b>3</b>
Interior Design	0	1	0	0	0	0	2	<b>3</b>
Introduction To Milling	0	2	0	0	0	0	1	<b>3</b>
Journalism & Media Studies	0	1	0	0	0	0	2	<b>3</b>
Library Information Studies	0	1	0	0	0	0	2	<b>3</b>
Machine Knitter	0	1	0	1	1	0	0	<b>3</b>
Marine Engineering	0	0	0	0	0	1	2	<b>3</b>
Medical Laboratory	0	0	0	0	0	0	3	<b>3</b>
Medical Laboratory Technology	0	0	0	0	0	1	2	<b>3</b>
Monitoring & Evaluation	0	3	0	0	0	0	0	<b>3</b>
National Computing Council	0	0	0	0	0	0	3	<b>3</b>
Office Operations & Management	0	0	0	0	0	0	3	<b>3</b>
Pastry	0	2	0	0	0	1	0	<b>3</b>
Photography	0	2	0	0	0	1	0	<b>3</b>
Professional Marketing	0	2	0	0	0	0	1	<b>3</b>
Public Relations	0	0	0	0	0	0	3	<b>3</b>
Public Relations Management	0	0	0	0	0	0	3	<b>3</b>
Quick Book (Accounting)	0	3	0	0	0	0	0	<b>3</b>
Road Transport Management	0	0	0	0	0	0	3	<b>3</b>
Sign Language	1	2	0	0	0	0	0	<b>3</b>
Sign Writing	0	1	0	0	2	0	0	<b>3</b>
Standard Training Certification & Watch Keeping For Seafarers (STCW)	0	3	0	0	0	0	0	<b>3</b>
Strategic Management & Leadership	0	3	0	0	0	0	0	<b>3</b>
Supervisory Skills & Leadership	0	3	0	0	0	0	0	<b>3</b>
Sustainable Agriculture & Rural Development	0	1	0	0	0	0	2	<b>3</b>
Tailoring/Dress Making	0	0	0	0	3	0	0	<b>3</b>

Programmes	Skill Level							
	Artisan	Certificate	Certificate/ GTT1	Certificate/ GTT1	Certificate/ GTT11	Craft	Diploma	Grand Total
Textile	0	0	1	1	1	0	0	3
Water Engineering	0	2	0	0	0	1	0	3
Water Technology	0	0	0	0	0	0	3	3
3D Animation & Multi media	0	1	0	0	0	0	1	2
Accommodation Operations	0	1	0	0	0	0	1	2
Adult Education	0	2	0	0	0	0	0	2
Aeronautical Engineering	0	0	0	0	0	0	2	2
Animal Health	0	2	0	0	0	0	0	2
Animal Production & Management	0	1	0	0	0	0	1	2
Applied Statistics	0	0	0	0	0	0	2	2
Art & Design (Fashion)	0	0	0	0	0	0	2	2
Association of Business Executives	0	0	0	0	0	0	2	2
Association of Chartered Accountants	0	2	0	0	0	0	0	2
Bakery & Pastry	0	0	0	0	1	1	0	2
Beadwork & Accessory Making	0	1	1	0	0	0	0	2
Bible & Theology	0	1	0	0	0	0	1	2
Building Technology	0	1	0	0	0	0	1	2
Business & Liberal Studies	0	1	0	0	0	0	1	2
Certified Information System Audit (CISA)	0	1	0	0	0	0	1	2
Chemical Dependency & Addiction Counseling	0	1	0	0	0	0	1	2
Criminology & Security Management	0	1	0	0	0	0	1	2
Clinical Nutrition	0	1	0	0	0	0	1	2
Community Development & Counselling	0	1	0	0	0	0	1	2
Community Health Assistant	0	1	0	0	0	0	1	2
Comptia *+	0	2	0	0	0	0	0	2
Cookery	0	0	0	0	1	0	1	2
Counselling	0	0	0	0	0	0	2	2
Coxswain	0	2	0	0	0	0	0	2
Criminology	0	1	0	0	0	0	1	2
Custom Administration	0	1	0	0	0	0	1	2
Dairy Production & Management	0	1	0	0	0	0	1	2
Digital Literacy	0	2	0	0	0	0	0	2
Digital Marketing	0	0	0	0	0	0	2	2
Disaster Management	0	0	0	0	0	0	2	2
Drawing & Painting	0	1	0	0	0	0	1	2
Electrical & Electronics Technology (Power Option)	0	0	0	0	1	1	0	2
Environmental Science & Technology	0	0	0	0	0	0	2	2
Fashion Design & Interior Decoration	0	1	0	0	0	0	1	2
Film & Television Production	0	1	0	0	0	0	1	2
Flight Operations	0	1	0	0	0	0	1	2
Food Production, Service & Sales	0	2	0	0	0	0	0	2
Food Service	1	0	0	0	1	0	0	2
Forensic & Criminal Investigation	0	1	0	0	0	0	1	2
Front Office Operations	0	2	0	0	0	0	0	2

Programmes	Skill Level							
	Artisan	Certificate	Certificate/ GTT1	Certificate/ GTT1	Certificate/ GTT11	Craft	Diploma	Grand Total
Health Service Support	1	1	0	0	0	0	0	2
Hotel & Institution Management	0	0	0	0	0	0	2	2
House Keeping & Laundry	0	1	0	0	0	0	1	2
House Keeping Management	0	1	0	1	0	0	0	2
International Computer Driving License	0	2	0	0	0	0	0	2
Kenya Registered Nursing	0	0	0	0	0	0	2	2
Kenya Registered Nursing & Midwifery	0	0	0	0	0	0	2	2
Leather Technology	0	0	0	0	0	1	1	2
Marketing	0	1	0	0	0	0	1	2
Medical Laboratory Science	0	1	0	0	0	0	1	2
Music Production	0	0	0	0	0	0	2	2
National Vocational in Education & Training (NVCET)	0	2	0	0	0	0	0	2
Nautical Science	0	0	0	0	0	1	1	2
Painting	0	0	0	0	2	0	0	2
Petroleum Tanker Drivers' Safety & Defensive Driving	0	2	0	0	0	0	0	2
Printing	0	0	0	0	0	1	1	2
Printing & Technology	0	1	0	0	0	0	1	2
Rating Forming Part of Engineering Watch	0	2	0	0	0	0	0	2
Sacred Ministry	0	1	0	0	0	0	1	2
Saloon	0	2	0	0	0	0	0	2
Sign Writing & Painting	0	0	2	0	0	0	0	2
Single & Group Secretarial	0	1	0	0	0	0	1	2
Tax Administration	0	1	0	0	0	0	1	2
Universal Treatment Curriculum	0	2	0	0	0	0	0	2
Web Design	0	2	0	0	0	0	0	2
Wildlife Management	0	0	0	0	0	0	2	2
Yeast Production & Cake Decoration (Partial)	2	0	0	0	0	0	0	2
2D Animation	0	1	0	0	0	0	0	1
Adapted Information Computer Technology	0	1	0	0	0	0	0	1
Agribusiness Development	0	1	0	0	0	0	0	1
Agribusiness Management	0	1	0	0	0	0	0	1
Agribusiness Technology	0	1	0	0	0	0	0	1
Agroecology	0	0	0	0	0	0	1	1
Air Travel Operations	0	0	0	0	0	0	1	1
Air Cargo Introduction	0	0	0	0	0	0	1	1
Aircraft Maintenance	0	1	0	0	0	0	0	1
Animal Health & Range Management	0	0	0	0	0	0	1	1
Animation & Motion Graphics	0	0	0	0	0	0	1	1
Applied Technology	0	0	0	0	0	0	1	1
Artificial Insemination	0	1	0	0	0	0	0	1
Ball Making	0	1	0	0	0	0	0	1
Barber & Beauty	0	1	0	0	0	0	0	1
Barbering & Texturing	0	0	1	0	0	0	0	1
Basic Firefighter	0	1	0	0	0	0	0	1
Beading & Decoration	0	0	1	0	0	0	0	1

Programmes	Skill Level							
	Artisan	Certificate	Certificate/ GTT1	Certificate/ GTT1	Certificate/ GTT11	Craft	Diploma	Grand Total
Bookkeeping	1	0	0	0	0	0	0	1
Braiding, Plaiting & Conrows	0	0	1	0	0	0	0	1
Building & Construction Engineering	1	0	0	0	0	0	0	1
Business Techniques	0	1	0	0	0	0	0	1
Cabinet Making	0	1	0	0	0	0	0	1
Cake Decoration & Pastry (Partial)	0	1	0	0	0	0	0	1
Cake Making & Decoration	0	1	0	0	0	0	0	1
Cake Production & Decoration (Partial)	0	1	0	0	0	0	0	1
Cake Production & Pastry Production (Partial)	0	1	0	0	0	0	0	1
Cake Production (Partial)	0	1	0	0	0	0	0	1
Cambridge IGCSE & A/AS	0	1	0	0	0	0	0	1
Catering & Accommodation Management	0	1	0	0	0	0	0	1
Catering Supervision	0	1	0	0	0	0	0	1
Certified Accounts 3&4	0	1	0	0	0	0	0	1
Certified Finance Analyst	0	1	0	0	0	0	0	1
Certified Forensic Fraud Examiner	0	1	0	0	0	0	0	1
Certified Human Resource Professionals	0	1	0	0	0	0	0	1
Certified Information System Manager (CISM)	0	1	0	0	0	0	0	1
Certified Investment & Financial Analysis	0	1	0	0	0	0	0	1
Certified Procurement & Supply Professional of Kenya (CPSP-K)	0	1	0	0	0	0	0	1
Certified Professional Accountant	0	1	0	0	0	0	0	1
Certified Secretaries	0	1	0	0	0	0	0	1
Certified Secretaries Studies	0	1	0	0	0	0	0	1
Chaplaincy	0	0	0	0	0	0	1	1
Chartered Institute for Securities Investment	0	1	0	0	0	0	0	1
Clerical Operations	0	1	0	0	0	0	0	1
Clerk & Typist	1	0	0	0	0	0	0	1
Clinical Medicine & Surgery	0	0	0	0	0	0	1	1
Community Wildlife Management	0	1	0	0	0	0	0	1
Computer & Music	0	1	0	0	0	0	0	1
Computer (Web Designing)	0	1	0	0	0	0	0	1
Computer Accounting	0	1	0	0	0	0	0	1
Computer Engineering	0	0	0	0	0	0	1	1
Computer Graphics & Design	0	0	0	0	0	1	0	1
Computer Integrated Manufacturing	0	0	0	0	0	0	1	1
Computer Maintenance & Network Technology	0	1	0	0	0	0	0	1
Computer Networking & Security	0	0	1	0	0	0	0	1
Computer Networks Maintenance	0	0	0	0	0	1	0	1
Computer Programming	0	1	0	0	0	0	0	1
Computer Technology	0	0	0	0	0	0	1	1

Programmes	Skill Level							
	Artisan	Certificate	Certificate/ GTT1	Certificate/ GTT1	Certificate/ GTT11	Craft	Diploma	Grand Total
Computer User Specialist	0	0	0	0	0	1	0	1
Computer/Information Technology	0	1	0	0	0	0	0	1
Computerized Accounts Packages	0	0	0	0	0	1	0	1
Computing & Information Communication Technology	0	0	0	0	0	0	1	1
Computing & Information Systems	0	0	0	0	0	0	1	1
Construction Plant Engineering	0	0	0	0	0	0	1	1
Construction Plant Technology	0	1	0	0	0	0	0	1
Cookery & Bakery	1	0	0	0	0	0	0	1
Corporate Governance	0	1	0	0	0	0	0	1
County Governance & Ethics	0	0	0	0	0	0	1	1
Credit Management	0	0	0	0	0	0	1	1
Clerical Operation	0	0	0	0	0	0	1	1
Cyber Security Analyst	0	1	0	0	0	0	0	1
Dairy Farm Management	1	0	0	0	0	0	0	1
Dairy Management	1	0	0	0	0	0	0	1
Dairy Plant Management	0	1	0	0	0	0	0	1
Digital Journalism	0	1	0	0	0	0	0	1
Disability Care Studies	0	1	0	0	0	0	0	1
Dreadlocks	0	1	0	0	0	0	0	1
Driving & Plant Operator	0	1	0	0	0	0	0	1
East Africa Freight Forwarding Practicing	0	1	0	0	0	0	0	1
Education Life Skills	0	1	0	0	0	0	0	1
Electrical & Electronics (Instagram Option)	0	0	0	0	0	0	1	1
Electrical & Electronics Engineering Technology (Instrumentation & Control)	0	0	0	0	0	0	1	1
Electrical & Electronics Engineering Technology (Power option)	0	0	0	0	0	0	1	1
Electrical & Refrigeration	0	0	0	0	1	0	0	1
Electrical Maintenance	0	1	0	0	0	0	0	1
Electronic Mechanic	0	0	0	0	1	0	0	1
Embroidery	0	1	0	0	0	0	0	1
Emergency Medical Technician	0	1	0	0	0	0	0	1
English Proficiencies (IELTS, TOEFL)	0	1	0	0	0	0	0	1
English Programme	0	1	0	0	0	0	0	1
Entrepreneurship	0	0	0	0	0	0	1	1
Esthetics	0	0	0	0	0	0	1	1
Event Decoration & Flower Arrangement	0	1	0	0	0	0	0	1
Events Management	0	1	0	0	0	0	0	1
Exploration & Development of Geothermal Resources	0	1	0	0	0	0	0	1
Film Productions	0	0	0	0	0	0	1	1
Fine Art & Design	0	0	0	0	1	0	0	1
First Aid/Refresher/Defensive	0	1	0	0	0	0	0	1
Fisheries	0	0	0	0	0	1	0	1
Fisheries & Aquatic Sciences	0	0	0	0	0	0	1	1

Programmes	Skill Level							
	Artisan	Certificate	Certificate/ GTT1	Certificate/ GTT1	Certificate/ GTT11	Craft	Diploma	Grand Total
Fitness Science	0	0	0	0	0	0	1	1
Fitter Turner	0	0	0	0	0	1	0	1
Flight Dispatch	0	0	0	0	0	0	1	1
Floor Tiling	0	0	1	0	0	0	0	1
Food Production & Service	0	0	1	0	0	0	0	1
Food Science Processing & Preservation Technology	0	0	0	0	0	1	0	1
Food Technology & Quality Assurance	0	0	0	0	0	0	1	1
Food, Nutrition & Dietetics	0	0	0	0	0	0	1	1
Footwear Design & Technology	0	1	0	0	0	0	0	1
Foreign Language	0	1	0	0	0	0	0	1
Forklift Operator	0	1	0	0	0	0	0	1
Freelance & Feature Writing	0	0	0	0	0	0	1	1
Freight Management	0	0	0	0	0	0	1	1
French	0	1	0	0	0	0	0	1
Front Office Administration	0	0	1	0	0	0	0	1
General Feeder	0	0	0	0	1	0	0	1
General Fitter	1	0	0	0	0	0	0	1
German	0	1	0	0	0	0	0	1
Graduate Record Exam	0	1	0	0	0	0	0	1
Handcrafts	0	0	0	0	0	1	0	1
Health Records	0	1	0	0	0	0	0	1
Health Science	0	0	0	0	0	0	1	1
Heena Decoration	0	1	0	0	0	0	0	1
Heena Painting	0	0	1	0	0	0	0	1
Highway Engineering	0	0	0	0	0	0	1	1
Homecraft	0	0	0	0	1	0	0	1
Hotel Management	0	0	0	0	0	1	0	1
House Keeping	0	0	0	0	0	0	1	1
Information Technology Infrastructure Library	0	1	0	0	0	0	0	1
Instrument	0	1	0	0	0	0	0	1
Instrumentation & Control Engineering	0	0	0	0	0	0	1	1
Interior Decoration	0	1	0	0	0	0	0	1
International Freight Management	0	0	0	0	0	0	1	1
Internet & Computer Certification	0	0	1	0	0	0	0	1
Islamic Studies	0	1	0	0	0	0	0	1
Java Programming	0	1	0	0	0	0	0	1
Journalism & Media	0	0	0	0	0	0	1	1
Journalism & Public Relations	0	0	0	0	0	0	1	1
Kenya Accounting Technician	0	0	0	0	0	0	1	1
Laundry & Dry Cleaning	0	0	0	0	0	0	1	1
Leadership Ministry	0	1	0	0	0	0	0	1
Leather Work & Shoe Making	0	0	0	0	1	0	0	1
Library & Information	0	1	0	0	0	0	0	1
Library Science	0	0	0	0	0	1	0	1
Logistics & Transport Management	0	0	0	0	0	0	1	1
Make-up & Eyebrow Shaping	0	0	1	0	0	0	0	1
Maritime Management	0	0	0	0	0	0	1	1

Programmes	Skill Level							
	Artisan	Certificate	Certificate/ GTT1	Certificate/ GTT1	Certificate/ GTT11	Craft	Diploma	Grand Total
Maritime Security	1	0	0	0	0	0	0	1
Media Law & Ethics	0	0	0	0	0	0	1	1
Media Studies	0	0	0	0	0	0	1	1
Mental Health	0	0	1	0	0	0	0	1
Metal Fabrication	0	0	0	1	0	0	0	1
Microsoft Azure	0	1	0	0	0	0	0	1
Microsoft Office Proficiency	0	1	0	0	0	0	0	1
Mindful Self Compassion	1	0	0	0	0	0	0	1
Mobile Phone Repair	0	0	0	0	1	0	0	1
Motor Processing Technology	1	0	0	0	0	0	0	1
Multimedia	0	1	0	0	0	0	0	1
Museums & Heritage	0	1	0	0	0	0	0	1
Music	0	1	0	0	0	0	0	1
Music & Sound	0	1	0	0	0	0	0	1
Nature Interpretation & Tour Administration	0	1	0	0	0	0	0	1
Nephrology Nursing	0	0	0	0	0	0	1	1
Networking Essentials	0	1	0	0	0	0	0	1
Newspaper Reporting	0	0	0	0	0	0	1	1
Nursing	0	0	0	0	0	0	1	1
Nutrition & dietetics Management	0	0	0	0	0	0	1	1
Office Assistant	1	0	0	0	0	0	0	1
Oil & Gas	0	0	0	0	0	0	1	1
Painting Technology	0	0	0	1	0	0	0	1
Panel Beating & Spray Painting	0	0	1	0	0	0	0	1
Pastoral Ministry	0	0	0	0	0	0	1	1
Patient Care	0	1	0	0	0	0	0	1
Pharmacy	0	0	0	0	0	0	1	1
Photojournalism	0	1	0	0	0	0	0	1
Plumber Wire Fitter	0	0	0	0	1	0	0	1
Practical Ministry	0	0	0	0	0	0	1	1
Prince 2 Agile	0	1	0	0	0	0	0	1
Procurement & Material Management	0	0	0	0	0	0	1	1
Production Service & Sales	0	0	0	0	1	0	0	1
Proficiency In Survival Craft & Rescue Boats	0	1	0	0	0	0	0	1
Programmable Logic Controller & Automation	0	1	0	0	0	0	0	1
Psychological Counselling	0	0	0	0	0	0	1	1
Python Programme	0	1	0	0	0	0	0	1
Records Management	0	0	0	0	0	0	1	1
Refrigeration & AC Repair	0	1	0	0	0	0	0	1
Road Construction Technology	0	0	0	0	0	1	0	1
Road Traffic Accidents	0	1	0	0	0	0	0	1
Roads & Bridges Construction	0	1	0	0	0	0	0	1
Sales	0	0	0	0	0	0	1	1
Seafarers	1	0	0	0	0	0	0	1
Secretarial & ICT	0	0	0	0	0	1	0	1
Secretarial Single & Group	1	0	0	0	0	0	0	1
Secretarial Studies & Office Management	0	0	0	0	0	0	1	1
Security Management	0	1	0	0	0	0	0	1

Programmes	Skill Level							
	Artisan	Certificate	Certificate/ GTT1	Certificate/ GTT1	Certificate/ GTT11	Craft	Diploma	Grand Total
Sheet Metal Work	1	0	0	0	0	0	0	1
Shipping	0	0	0	0	0	0	1	1
Shipping & Logistics	0	0	0	0	0	0	1	1
Social Development	0	0	0	0	0	1	0	1
Software Development	0	1	0	0	0	0	0	1
Soil Health, Soil Sampling & Plant Health	0	1	0	0	0	0	0	1
Solar Technology	0	0	1	0	0	0	0	1
Sound Engineering	0	0	0	0	0	0	1	1
Special Needs Education	0	1	0	0	0	0	0	1
Spray Painting	0	0	0	0	1	0	0	1
Sub-Editing	0	0	0	0	0	0	1	1
Survey & Mapping	0	1	0	0	0	0	0	1
Swahili Beginners Course	0	1	0	0	0	0	0	1
Test of English as a Foreign Language	0	1	0	0	0	0	0	1
Theology & Development	0	0	0	0	0	0	1	1
Therapy	0	0	1	0	0	0	0	1
Tailoring	0	0	0	0	1	0	0	1
Tour & Travel Management	0	1	0	0	0	0	0	1
Tour Guiding & Administration	0	0	0	0	0	0	1	1
Tour Management	0	0	0	0	0	0	1	1
Tourism & Business Studies	0	0	0	0	0	0	1	1
Tourism Travel & Business	0	0	0	0	0	0	1	1
Training of Trainers Counselling	0	1	0	0	0	0	0	1
Turner	1	0	0	0	0	0	0	1
Upholstery	1	0	0	0	0	0	0	1
Vessel Repair	1	0	0	0	0	0	0	1
Video & Game Development	0	1	0	0	0	0	0	1
Video Shooting & Editing	0	0	1	0	0	0	0	1
Water Technology & Sanitation	0	0	0	0	0	0	1	1
Weaving Craft Work	0	1	0	0	0	0	0	1
Windows Server	0	1	0	0	0	0	0	1
Yeast Production & Pastry Products (Partial)	1	0	0	0	0	0	0	1
<b>Grand Total</b>	<b>216</b>	<b>2123</b>	<b>1029</b>	<b>193</b>	<b>1799</b>	<b>64</b>	<b>195</b>	<b>9906</b>
	<b>5</b>					<b>6</b>	<b>1</b>	

## 2.7 UNIVERSITY (TVET Institutes)

### 2.7.1 Outturns by Programmes and Skill Level in University (TVET Institutes) in the year 2022.

**Table 7** presents a summary of outturns by programme and Skill Level in University (TVET Institutes), for the year 2022. A total of 676 outturns were recorded where 341 were male and 335 were female. During the reference period, Business Management programme had the highest number of outturns at 13.5% followed by Food & Beverage and; Building & Construction

programme at 11.8% and 8.9% respectively. The programmes with the lowest number of outturns were Secretarial Studies, Special Needs Education and; Welding & Fabrication with one outturn each at 0.2%. Diploma training level recorded the highest number of outturns at 56.8% followed by Craft training level at 33.3% and Artisan training level at 6.8%.

**Table 7: Summary of Outturns by Programme and Skill Level in University (TVET Institutes)**

Programme	Skill Level by Sex																		Grand Total	%
	Artisan				Certificate				Craft				Diploma				Total			
	Male	Female	Total	%	Male	Female	Total	%	Male	Female	Total	%	Male	Female	Total	%	Male	Female		
Business Management	0	0	0	<b>0.0</b>	11	17	28	<b>12.4</b>	0	0		<b>0</b>	36	27	63	<b>16</b>	47	44	91	<b>13.5</b>
Food & Beverage	6	14	20	<b>43.5</b>	11	26	37	<b>16.4</b>	0	0		<b>0</b>	6	17	23	<b>6</b>	23	57	80	<b>11.8</b>
Building & Construction	0	0	0	<b>0.0</b>	15	3	18	<b>8.0</b>	8	1	9	<b>43</b>	24	9	33	<b>9</b>	47	13	60	<b>8.9</b>
Electrical & Electronics Engineering (Power Option)	0	0	0	<b>0.0</b>	17	0	17	<b>7.6</b>	0	0	0	<b>0</b>	19	8	27	<b>7</b>	36	8	44	<b>6.5</b>
Information Communication Technology	0	0	0	<b>0.0</b>	6	8	14	<b>6.2</b>	0	0	0	<b>0</b>	13	12	25	<b>7</b>	19	20	39	<b>5.8</b>
Supply Chain Management	0	0	0	<b>0.0</b>	2	5	7	<b>3.1</b>	0	0	0	<b>0</b>	8	22	30	<b>8</b>	10	27	37	<b>5.5</b>
Community Development & Social Work	0	0	0	<b>0.0</b>	7	9	16	<b>7.1</b>	0	0	0	<b>0</b>	5	14	19	<b>5</b>	12	23	35	<b>5.2</b>
Business Information Technology	0	0	0	<b>0.0</b>	0	0	0	<b>0.0</b>	0	0	0	<b>0</b>	16	11	27	<b>7</b>	16	11	27	<b>4.0</b>
Fashion Design & Interior Decoration	0	0	0	<b>0.0</b>	1	9	10	<b>4.4</b>	0	0	0	<b>0</b>	7	10	17	<b>4</b>	8	19	27	<b>4.0</b>
Criminology & Security Management	0	0	0	<b>0.0</b>	8	4	12	<b>5.3</b>	0	0	0	<b>0</b>	8	4	12	<b>3</b>	16	8	24	<b>3.6</b>
Agriculture	0	0	0	<b>0.0</b>	0	0	0	<b>0.0</b>	0	0	0	<b>0</b>	13	8	21	<b>5</b>	13	8	21	<b>3.1</b>
Clothing Technology	0	0	0	<b>0.0</b>	3	17	20	<b>8.9</b>	0	0	0	<b>0</b>	0	0	0	<b>0</b>	3	17	20	<b>3.0</b>
Information Technology	0	0	0	<b>0.0</b>	11	1	12	<b>5.3</b>	0	0	0	<b>0</b>	6	2	8	<b>2</b>	17	3	20	<b>3.0</b>

Programme	Skill Level by Sex																		Grand Total	%	
	Artisan				Certificate				Craft				Diploma				Total				
	Male	Female	Total	%	Male	Female	Total	%	Male	Female	Total	%	Male	Female	Total	%	Male	Female			
Mechanics	12	0	12	26.1	0	0	0	0.0	0	0	0	0	0	0	0	0	0	12	0	12	1.8
Community Health	0	0	0	0.0	4	7	11	4.9	0	0	0	0	0	0	0	0	0	4	7	11	1.6
Community Development	0	0	0	0.0	0	0	0	0.0	0	0	0	0	2	8	10	3	2	8	10	10	1.5
Electrical & Electronics Engineering	0	0	0	0.0	0	0	0	0.0	9	0	9	43	0	0	0	0	9	0	9	9	1.3
Early Childhood Teacher Education	0	0	0	0.0	0	0	0	0.0	0	0	0	0	0	8	8	2	0	8	8	8	1.2
Electrical Installation	8	0	8	17.4	0	0	0	0.0	0	0	0	0	0	0	0	0	8	0	8	8	1.2
Primary Teacher Education	0	0	0	0.0	0	0	0	0.0	0	0	0	0	0	8	8	2	0	8	8	8	1.2
Electrical Engineering	0	0	0	0.0	1	1	2	0.9	0	0	0	0	4	1	5	1	5	2	7	7	1.0
Tourism Management	0	0	0	0.0	2	1	3	1.3	0	0	0	0	1	3	4	1	3	4	7	7	1.0
Civil Engineering	0	0	0	0.0	0	0	0	0.0	0	0	0	0	3	3	6	2	3	3	6	6	0.9
Human Resource Management	0	0	0	0.0	0	1	1	0.4	0	0	0	0	1	4	5	1	1	5	6	6	0.9
Community Health & Development	0	0	0	0.0	0	0	0	0.0	0	0	0	0	1	4	5	1	1	4	5	5	0.7
Fashion Design & Clothing Technology	0	0	0	0.0	0	0	0	0.0	0	0	0	0	1	4	5	1	1	4	5	5	0.7
Mechanical Engineering	0	0	0	0.0	4	1	5	2.2	0	0	0	0	0	0	0	0	4	1	5	5	0.7
Accountancy	0	0	0	0.0	0	0	0	0.0	0	0	0	0	1	3	4	1	1	3	4	4	0.6

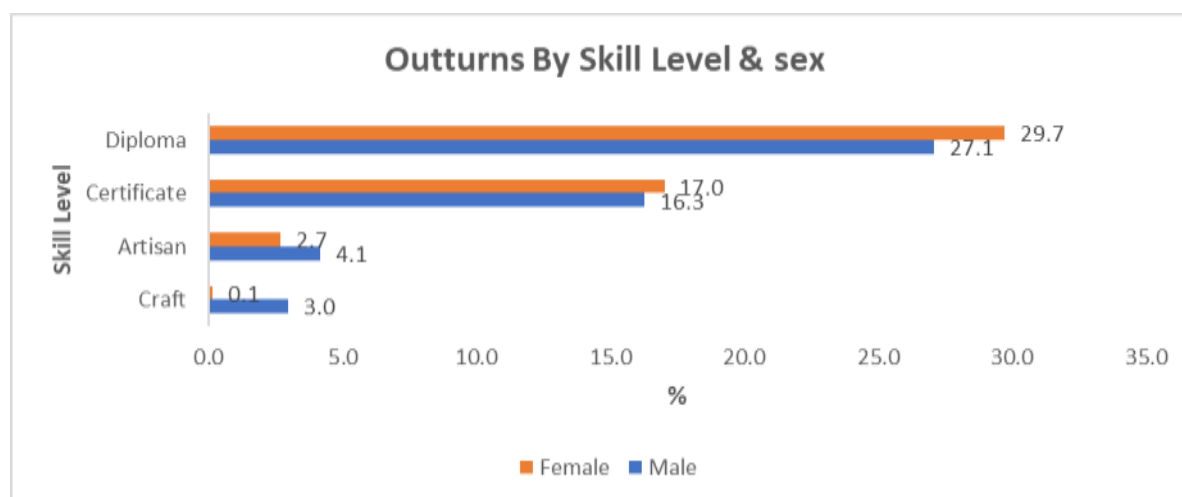
Programme	Skill Level by Sex																		Grand Total	%
	Artisan				Certificate				Craft				Diploma				Total			
	Male	Female	Total	%	Male	Female	Total	%	Male	Female	Total	%	Male	Female	Total	%	Male	Female		
Automotive Engineering	0	0	0	0.0	1	0	1	0.4	3	0	3	14	0	0	0	0	4	0	4	0.6
Banking & Finance	0	0	0	0.0	4	0	4	1.8	0	0	0	0	0	0	0	0	4	0	4	0.6
Catering & Accommodation	0	0	0	0.0	0	3	3	1.3	0	0	0	0	0	1	1	0	0	4	4	0.6
Fashion Design & Garment Making	0	4	4	8.7	0	0	0	0.0	0	0	0	0	0	0	0	0	0	4	4	0.6
Library & Information Science	0	0	0	0.0	0	0	0	0.0	0	0	0	0	2	2	4	1	2	2	4	0.6
Tourism & Travel Management	0	0	0	0.0	0	0	0	0.0	0	0	0	0	1	3	4	1	1	3	4	0.6
Food, Nutrition & Dietetics	0	0	0	0.0	0	0	0	0.0	0	0	0	0	3	0	3	1	3	0	3	0.4
Plumbing	1	0	1	2.2	2	0	2	0.9	0	0	0	0	0	0	0	0	3	0	3	0.4
Psychological Counselling	0	0	0	0.0	0	0	0	0.0	0	0	0	0	0	3	3	1	0	3	3	0.4
Journalism	0	0	0	0.0	0	1	1	0.4	0	0	0	0	0	1	1	0	0	2	2	0.3
Marketing Management	0	0	0	0.0	0	0	0	0.0	0	0	0	0	2	0	2	1	2	0	2	0.3
Secretarial Studies	0	0	0	0.0	0	0	0	0.0	0	0	0	0	0	1	1	0	0	1	1	0.1
Special Needs Education	0	0	0	0.0	0	1	1	0.4	0	0	0	0	0	0	0	0	0	1	1	0.1
Welding & Fabrication	1	0	1	2.2	0	0	0	0.0	0	0	0	0	0	0	0	0	1	0	1	0.1
<b>Total</b>	<b>28</b>	<b>18</b>	<b>46</b>	<b>100.0</b>	<b>110</b>	<b>115</b>	<b>225</b>	<b>100.0</b>	<b>20</b>	<b>1</b>	<b>21</b>	<b>100</b>	<b>183</b>	<b>201</b>	<b>384</b>	<b>100</b>	<b>341</b>	<b>335</b>	<b>676</b>	<b>100.0</b>
<b>Grand Total</b>	<b>46</b>				<b>225</b>				<b>21</b>				<b>384</b>				<b>676</b>			
<b>%</b>	<b>6.8</b>				<b>33.3</b>				<b>3.1</b>				<b>56.8</b>				<b>100.0</b>			

### 2.7.2 Outturns by Educational Level and Sex in University (TVET Institutes) in the year 2022.

**Table 8** and **Figure 5** present distribution of outturns by Skill Level and sex in University (TVET Institutes), for the year 2022. Diploma training level had a total of 384 (56.8%) outturns with 183 (27.1%) male and 201 (29.7%) female outturns respectively of the total 676 outturns. Certificate training level had a total of 225 (33.3%) outturns with 110 (16.3%) male and 115 (17.0%) female outturns of the total outturns. Female outturns were majority in Diploma and Certificate training levels while the male outturns dominated Artisan and Craft training levels.

**Table 8: Summary of Outturns by Skill Level and Sex in University (TVET Institutes) in the year 2022.**

Skill Level	Sex				Total	%
	Male	%	Female	%		
Diploma	183	27.1	201	29.7	384	56.8
Certificate	110	16.3	115	17.0	225	33.3
Artisan	28	4.1	18	2.7	46	6.8
Craft	20	3.0	1	0.1	21	3.1
<b>Grand Total</b>	<b>341</b>	<b>50.4</b>	<b>335</b>	<b>49.6</b>	<b>676</b>	<b>100.0</b>



**Figure 5: Skill Level by Sex in University (TVET Institutes)**

### 2.7.3 Summary of Frequencies of Programme and Skill Level in the year 2022.

In the reference year, a total of 81 programmes were recorded within the University TVET institutions. From **Table 9**, the most common programme by frequency counts of 7 was Business Management followed by Supply Chain Management, Food & Beverage, Building & Construction, Community Development & Social Work, and Information Communication Technology at 6, 5, 4, 4 and 4 respectively out of the total 81 frequency counts. Diploma training level was recorded as the most common training level with a frequency of 44 followed by Certificate training level at 27 counts.

**Table 9: Summary of Total Programme by Skill Level in University (TVET Institutes) in the year 2022.**

Programme	Skill Level				Grand Total
	Artisan	Certificate	Craft	Diploma	
Business Management	0	3	0	4	7
Supply Chain Management	0	2	0	4	6
Food & Beverage	2	1	0	2	5
Building & Construction	0	1	1	2	4
Community Development & Social Work	0	2	0	2	4
Information Communication Technology	0	2	0	2	4
Human Resource Management	0	1	0	2	3
Information Technology	0	1	0	2	3
Agriculture	0	0	0	2	2
Automotive Engineering	0	1	1	0	2
Catering & Accommodation	0	1	0	1	2
Criminology & Security Management	0	1	0	1	2
Community Development	0	0	0	2	2
Electrical & Electronics Engineering (Power Option)	0	1	0	1	2
Electrical Engineering	0	1	0	1	2
Fashion Design & Interior Decoration	0	1	0	1	2
Journalism	0	1	0	1	2
Plumbing	1	1	0	0	2
Tourism Management	0	1	0	1	2
Accountancy	0	0	0	1	1
Banking & Finance	0	1	0	0	1
Business Information Technology	0	0	0	1	1
Civil Engineering	0	0	0	1	1
Clothing Technology	0	1	0	0	1
Community Health	0	1	0	0	1
Community Health & Development	0	0	0	1	1
Early Childhood Teacher Education	0	0	0	1	1
Electrical & Electronics Engineering	0	0	1	0	1
Electrical Installation	1	0	0	0	1
Fashion Design & Clothing Technology	0	0	0	1	1
Fashion Design & Garment Making	1	0	0	0	1
Food, Nutrition & Dietetics	0	0	0	1	1
Library & Information Science	0	0	0	1	1
Marketing Management	0	0	0	1	1
Mechanical Engineering	0	1	0	0	1
Mechanics	1	0	0	0	1
Primary Teacher Education	0	0	0	1	1
Psychological Counselling	0	0	0	1	1
Secretarial Studies	0	0	0	1	1
Special Needs Education	0	1	0	0	1
Tourism & Travel Management	0	0	0	1	1
Welding & Fabrication	1	0	0	0	1
<b>Grand Total</b>	<b>7</b>	<b>27</b>	<b>3</b>	<b>44</b>	<b>81</b>
<b>%</b>	<b>8.6</b>	<b>33.3</b>	<b>3.7</b>	<b>54.3</b>	<b>100.0</b>

## **2.8 NATIONAL POLYTECHNICS**

The National Polytechnics are middle-level technical institutions that train students on relevant skills and knowledge especially in areas revolving around Science, Technology and Innovation.

### **2.8.1 Outturns by Programmes and Skill Level in National Polytechnics in the year 2022.**

**Table 10** presents a summary of outturns by programme and Skill Level in National Polytechnics for the year 2022. A total of 24425 outturns were recorded with 12695 male and 11730 female. During the reference period, Food & Beverage programme had the highest number of outturns at 7.5 % followed by Plumbing, Community Development & Social Work programme and; Agriculture at 6.1%, 5.8% and 5.2% respectively. Diploma training level had the highest number of outturns at 43.4% followed by Certificate training level at 33.2% and Artisan training level at 14.2%.

**Table 10: Summary of Outturns by Programme and Skill Level in National Polytechnics**

Programme	Skill Level																																	
	Artisan				Certificate				Certificate/GTT1				Certificate/GTT11				Certificate/GTT111				Craft				Diploma				Total		Grand Total	%		
	Male	Female	Total	%	Male	Female	Total	%	Male	Female	Total	%	Male	Female	Total	%	Male	Female	Total	%	Male	Female	Total	%	Male	Female	Total	%	Male	Female				
Food & Beverage	66	555	621	17.9	135	510	645	8	0	0	0	0	0	0	0	0	0	0	0	0	0	0	48	197	245	11.1	75	238	313	3	324	1500	1824	7.5
Plumbing	611	160	771	22.2	523	79	602	7.4	0	0	0	0	0	0	0	0	0	0	0	0	0	0	105	23	128	5.8	0	0	0	0	1239	262	1501	6.1
Community Development & Social Work	0	0	0	0	129	419	548	6.8	0	0	0	0	0	0	0	0	0	0	0	0	0	0	34	143	177	8	184	512	696	6.6	347	1074	1421	5.8
Agriculture	26	34	60	1.7	248	219	467	5.8	0	0	0	0	0	0	0	0	0	0	0	0	0	0	111	123	234	10.6	316	203	519	4.9	701	579	1280	5.2
Building & Construction	11	0	11	0.3	512	66	578	7.1	0	0	0	0	0	0	0	0	0	0	0	0	0	0	166	16	182	8.3	338	48	386	3.6	1027	130	1157	4.7
Supply Chain Management	0	0	0	0	51	126	177	2.2	0	0	0	0	0	0	0	0	0	0	0	0	0	0	181	80	261	11.9	296	392	688	6.5	528	598	1126	4.6
Catering & Accommodation	0	0	0	0	127	571	698	8.6	0	0	0	0	0	0	0	0	0	0	0	0	0	0	0	0	0	0	91	321	412	3.9	218	892	1110	4.5
Civil Engineering	50	3	53	1.5	20	4	24	0.3	0	0	0	0	0	0	0	0	0	0	0	0	0	0	0	0	0	0	745	179	924	8.7	815	186	1001	4.1
Information Communication Technology	0	0	0	0	92	64	156	1.9	0	0	0	0	0	0	0	0	0	0	0	0	0	0	34	26	60	2.7	354	232	586	5.5	480	322	802	3.3
Automotive Engineering	129	7	136	3.9	299	10	309	3.8	0	0	0	0	0	0	0	0	0	0	0	0	0	0	84	0	84	3.8	147	14	161	1.5	659	31	690	2.8
Electrical Installation	461	65	526	15.2	0	0	0	0	0	0	0	0	0	0	0	0	0	0	0	0	0	0	142	7	149	6.8	9	0	9	0.1	612	72	684	2.8
Human Resource Management	24	29	53	1.5	51	128	179	2.2	0	0	0	0	0	0	0	0	0	0	0	0	0	0	6	12	18	0.8	154	268	422	4	235	437	672	2.8
Electrical Engineering (Power Option)	0	0	0	0	385	36	421	5.2	0	0	0	0	0	0	0	0	0	0	0	0	0	0	93	83	176	8	12	3	15	0.1	490	122	612	2.5
Accountancy	0	0	0	0	34	38	72	0.9	0	0	0	0	0	0	0	0	0	0	0	0	0	0	0	0	0	0	256	245	501	4.7	290	283	573	2.3
Electrical & Electronics Engineering	0	0	0	0	169	38	207	2.6	0	0	0	0	0	0	0	0	0	0	0	0	0	0	87	13	100	4.5	167	27	194	1.8	423	78	501	2.1
Information Technology	0	0	0	0	156	136	292	3.6	0	0	0	0	0	0	0	0	0	0	0	0	0	0	0	0	0	0	106	92	198	1.9	262	228	490	2
Hairdressing & Beauty Therapy	15	357	372	10.7	4	95	99	1.2	0	1	1	50	0	7	7	58	0	0	0	0	0	0	0	0	0	0	0	0	0	0	19	460	479	2
Land Survey	0	0	0	0	47	24	71	0.9	0	0	0	0	0	0	0	0	0	0	0	0	0	0	36	35	71	3.2	198	47	245	2.3	281	106	387	1.6
Electrical & Electronics Engineering (Power Option)	0	0	0	0	60	5	65	0.8	0	0	0	0	0	0	0	0	0	0	0	0	0	0	34	3	37	1.7	247	32	279	2.6	341	40	381	1.6
Business Management	0	0	0	0	37	73	110	1.4	0	0	0	0	0	0	0	0	0	0	0	0	0	0	15	28	43	2	83	118	201	1.9	135	219	354	1.4
Mechanical Engineering	0	0	0	0	156	14	170	2.1	0	0	0	0	0	0	0	0	0	0	0	0	0	0	5	1	6	0.3	143	11	154	1.5	304	26	330	1.4
Fashion Design & Clothing Technology	0	0	0	0	21	242	263	3.2	0	0	0	0	0	0	0	0	0	0	0	0	0	0	0	0	0	0	9	55	64	0.6	30	297	327	1.3
Fashion Design & Garment Making	5	135	140	4	0	0	0	0	0	0	0	0	0	0	0	0	2	12	14	58	4	51	55	2.5	0	67	67	0.6	11	265	276	1.1		
Banking & Finance	0	0	0	0	14	30	44	0.5	0	0	0	0	0	0	0	0	0	0	0	0	0	0	0	0	0	0	81	101	182	1.7	95	131	226	0.9
Laboratory Science	0	0	0	0	70	150	220	2.7	0	0	0	0	0	0	0	0	0	0	0	0	0	0	0	0	0	0	0	0	0	0	70	150	220	0.9

### Skill Level

Programme	Artisan				Certificate				Certificate/GTT1				Certificate/GTT11				Certificate/GTT111				Craft				Diploma				Total		Grand Total	%
	Male	Female	Total	%	Male	Female	Total	%	Male	Female	Total	%	Male	Female	Total	%	Male	Female	Total	%	Male	Female	Total	%	Male	Female	Total	%	Male	Female		
Medical Engineering	0	0	0	0	19	18	37	0.5	0	0	0	0	0	0	0	0	0	0	0	0	0	0	0	0	100	82	182	1.7	119	100	219	0.9
Quantity Survey	0	0	0	0	0	0	0	0	0	0	0	0	0	0	0	0	0	0	0	0	0	0	0	0	160	54	214	2	160	54	214	0.9
Information Studies	0	0	0	0	13	35	48	0.6	0	0	0	0	0	0	0	0	0	0	0	0	4	17	21	1	42	94	136	1.3	59	146	205	0.8
Secretarial Studies	0	0	0	0	3	147	150	1.8	0	0	0	0	0	0	0	0	0	0	0	0	0	20	20	0.9	0	34	34	0.3	3	201	204	0.8
Procurement & Material Management	0	0	0	0	0	0	0	0	0	0	0	0	0	0	0	0	0	0	0	0	0	0	0	0	70	127	197	1.9	70	127	197	0.8
Fashion & Design	1	39	40	1.2	9	134	143	1.8	0	0	0	0	0	0	0	0	0	0	0	0	0	0	0	0	1	8	9	0.1	11	181	192	0.8
Science Laboratory Technology	0	0	0	0	25	70	95	1.2	0	0	0	0	0	0	0	0	0	0	0	0	12	52	64	2.9	17	7	24	0.2	54	129	183	0.7
Library & Information Science	0	0	0	0	17	16	33	0.4	0	0	0	0	0	0	0	0	0	0	0	0	0	0	0	0	37	106	143	1.3	54	122	176	0.7
Mechanics	154	5	159	4.6	0	0	0	0	0	0	0	0	0	0	0	0	0	0	0	0	0	0	0	0	0	0	0	0	154	5	159	0.7
Baking Technology	4	17	21	0.6	19	92	111	1.4	0	0	0	0	0	0	0	0	0	0	0	0	0	0	0	0	3	22	25	0.2	26	131	157	0.6
Tourism Management	0	0	0	0	0	0	0	0	0	0	0	0	0	0	0	0	0	0	0	0	0	0	0	0	43	112	155	1.5	43	112	155	0.6
Cooperative Management	0	0	0	0	14	28	42	0.5	0	0	0	0	0	0	0	0	0	0	0	0	0	0	0	0	31	76	107	1	45	104	149	0.6
Electrical Engineering	70	9	79	2.3	30	2	32	0.4	0	0	0	0	0	0	0	0	0	0	0	2	0	2	0.1	24	10	34	0.3	126	21	147	0.6	
Food Production, Service & Sales	0	0	0	0	67	80	147	1.8	0	0	0	0	0	0	0	0	0	0	0	0	0	0	0	0	0	0	0	0	67	80	147	0.6
Social Work	0	0	0	0	18	58	76	0.9	0	0	0	0	0	0	0	0	0	0	0	0	2	16	18	0.8	7	39	46	0.4	27	113	140	0.6
Medical Laboratory	0	0	0	0	0	0	0	0	0	0	0	0	0	0	0	0	0	0	0	0	0	0	0	0	80	59	139	1.3	80	59	139	0.6
Electrical Wireman	77	10	87	2.5	26	6	32	0.4	0	0	0	0	0	0	0	0	0	0	2	0	2	8.3	0	0	0	0	0	0	105	16	121	0.5
Mass Communication	0	0	0	0	8	5	13	0.2	0	0	0	0	0	0	0	0	0	0	0	0	0	0	0	0	42	55	97	0.9	50	60	110	0.5
Journalism & Mass Media	0	0	0	0	30	37	67	0.8	0	0	0	0	0	0	0	0	0	0	0	0	0	0	0	0	19	14	33	0.3	49	51	100	0.4
Community Development & Counselling	0	0	0	0	1	2	3	0	0	0	0	0	0	0	0	0	0	0	0	0	0	0	0	0	24	72	96	0.9	25	74	99	0.4
Information Science	0	0	0	0	9	26	35	0.4	0	0	0	0	0	0	0	0	0	0	0	0	0	4	4	0.2	11	45	56	0.5	20	75	95	0.4
Nutrition & Dietetics	0	0	0	0	1	1	2	0	0	0	0	0	0	0	0	0	0	0	0	0	7	28	35	1.6	14	42	56	0.5	22	71	93	0.4
Applied Biology	0	0	0	0	0	0	0	0	0	0	0	0	0	0	0	0	0	0	0	0	0	0	0	0	44	48	92	0.9	44	48	92	0.4
Architecture	0	0	0	0	0	0	0	0	0	0	0	0	0	0	0	0	0	0	0	0	0	0	0	0	64	28	92	0.9	64	28	92	0.4
Logistics & Transport Management	0	0	0	0	0	0	0	0	0	0	0	0	0	0	0	0	0	0	0	0	0	0	0	0	51	32	83	0.8	51	32	83	0.3
Food Science Technology	0	0	0	0	17	51	68	0.8	0	0	0	0	0	0	0	0	0	0	0	0	0	0	0	0	6	5	11	0.1	23	56	79	0.3
Pharmaceutical Technology	0	0	0	0	0	0	0	0	0	0	0	0	0	0	0	0	0	0	0	0	0	0	0	0	50	27	77	0.7	50	27	77	0.3
Welding	31	1	32	0.9	25	19	44	0.5	0	0	0	0	0	0	0	0	0	0	0	0	0	0	0	0	0	1	1	0	56	21	77	0.3
Store Keeping	16	48	64	1.8	4	7	11	0.1	0	0	0	0	0	0	0	0	0	0	0	0	0	0	0	0	0	0	0	0	20	55	75	0.3
Analytical Chemistry	0	0	0	0	0	0	0	0	0	0	0	0	0	0	0	0	0	0	0	0	0	0	0	0	39	34	73	0.7	39	34	73	0.3

**Skill Level**

Programme	Artisan				Certificate				Certificate/GTT1				Certificate/GTT11				Certificate/GTT111				Craft				Diploma				Total		Grand Total	%		
	Male	Female	Total	%	Male	Female	Total	%	Male	Female	Total	%	Male	Female	Total	%	Male	Female	Total	%	Male	Female	Total	%	Male	Female	Total	%	Male	Female				
Electrical & Electronics Engineering Technology (Instrumentation & Control)	0	0	0	0	0	0	0	0	0	0	0	0	0	0	0	0	0	0	0	0	0	0	0	0	60	8	68	0.6	60	8	68	0.3		
Business Administration	0	0	0	0	0	0	0	0	0	0	0	0	0	0	0	0	0	0	0	0	0	0	0	0	32	33	65	0.6	32	33	65	0.3		
Community Health	0	0	0	0	6	59	65	0.8	0	0	0	0	0	0	0	0	0	0	0	0	0	0	0	0	0	0	0	0	6	59	65	0.3		
Masonry	55	0	55	1.6	10	0	10	0.1	0	0	0	0	0	0	0	0	0	0	0	0	0	0	0	0	0	0	0	0	65	0	65	0.3		
Dietetics Management	0	0	0	0	0	0	0	0	0	0	0	0	0	0	0	0	0	0	0	0	0	0	0	0	7	53	60	0.6	7	53	60	0.2		
Electrical & Electronics Engineering (Telecommunication)	0	0	0	0	7	1	8	0.1	0	0	0	0	0	0	0	0	0	0	0	0	0	0	0	0	35	16	51	0.5	42	17	59	0.2		
Food Science & Processing Technology	0	0	0	0	0	0	0	0	0	0	0	0	0	0	0	0	0	0	0	0	0	0	0	0	18	39	57	0.5	18	39	57	0.2		
Sales & Marketing	0	0	0	0	4	4	8	0.1	0	0	0	0	0	0	0	0	0	0	0	0	0	0	0	0	22	26	48	0.5	26	30	56	0.2		
Welding & Fabrication	41	8	49	1.4	4	0	4	0	0	0	0	0	0	0	0	0	0	0	0	0	0	0	0	0	3	0	3	0	48	8	56	0.2		
Child Care & Protection	0	0	0	0	3	11	14	0.2	0	0	0	0	0	0	0	0	0	0	0	0	0	0	0	0	11	29	40	0.4	14	40	54	0.2		
Electrical & Electronics Technology	0	0	0	0	42	11	53	0.7	0	0	0	0	0	0	0	0	0	0	0	0	0	0	0	0	0	0	0	0	42	11	53	0.2		
Health Records & Information Technology	0	0	0	0	9	6	15	0.2	0	0	0	0	0	0	0	0	0	0	0	0	0	0	0	0	21	17	38	0.4	30	23	53	0.2		
Environmental Science	0	0	0	0	0	0	0	0	0	0	0	0	0	0	0	0	0	0	0	0	0	0	0	0	26	25	51	0.5	26	25	51	0.2		
Tour Guide & Operations	0	0	0	0	15	33	48	0.6	0	0	0	0	0	0	0	0	0	0	0	0	0	0	0	0	0	0	0	0	15	33	48	0.2		
Water Engineering	0	0	0	0	33	15	48	0.6	0	0	0	0	0	0	0	0	0	0	0	0	0	0	0	0	0	0	0	0	33	15	48	0.2		
Applied Statistics	0	0	0	0	0	0	0	0	0	0	0	0	0	0	0	0	0	0	0	0	0	0	0	0	24	23	47	0.4	24	23	47	0.2		
Hotel & Institution Management	0	0	0	0	0	0	0	0	0	0	0	0	0	0	0	0	0	0	0	0	0	0	0	0	7	40	47	0.4	7	40	47	0.2		
Chemical Engineering	0	0	0	0	0	0	0	0	0	0	0	0	0	0	0	0	0	0	0	0	0	0	0	0	36	9	45	0.4	36	9	45	0.2		
Graphic Design	0	0	0	0	0	0	0	0	0	0	0	0	0	0	0	0	0	0	0	0	0	0	0	0	23	22	45	0.4	23	22	45	0.2		
Secretarial Studies & Office Management	0	0	0	0	0	0	0	0	0	0	0	0	0	0	0	0	0	0	0	0	0	0	0	0	5	38	43	0.4	5	38	43	0.2		
Motor Vehicle Electrician	20	0	20	0.6	22	0	22	0.3	0	0	0	0	0	0	0	0	0	0	0	0	0	0	0	0	0	0	0	0	42	0	42	0.2		
Motor Vehicle Mechanics	36	4	40	1.2	0	0	0	0	0	0	0	0	0	0	0	0	1	0	1	4.2	0	0	0	0	0	0	0	0	37	4	41	0.2		
County Governance & Ethics	0	0	0	0	0	0	0	0	0	0	0	0	0	0	0	0	0	0	0	0	0	0	0	0	21	18	39	0.4	21	18	39	0.2		

### Skill Level

Programme	Artisan				Certificate				Certificate/GTT1				Certificate/GTT11				Certificate/GTT111				Craft				Diploma				Total		Grand Total	%
	Male	Female	Total	%	Male	Female	Total	%	Male	Female	Total	%	Male	Female	Total	%	Male	Female	Total	%	Male	Female	Total	%	Male	Female	Total	%	Male	Female		
Petroleum Geoscience	0	0	0	0	3	1	4	0	0	0	0	0	0	0	0	0	0	0	0	4	4	8	0.4	20	7	27	0.3	27	12	39	0.2	
Journalism & Media	0	0	0	0	0	0	0	0	0	0	0	0	0	0	0	0	0	0	0	0	0	0	0	17	20	37	0.3	17	20	37	0.2	
Agribusiness	0	0	0	0	7	19	26	0.3	0	0	0	0	0	0	0	0	0	0	0	0	0	0	0	6	2	8	0.1	13	21	34	0.1	
Community Health & HIV Management	0	0	0	0	0	1	1	0	0	0	0	0	0	0	0	0	0	0	0	0	0	0	0	15	17	32	0.3	15	18	33	0.1	
Archives & Record Management	0	0	0	0	0	0	0	0	0	0	0	0	0	0	0	0	0	0	0	0	0	0	0	9	21	30	0.3	9	21	30	0.1	
Roads & Bridges Construction	0	0	0	0	24	5	29	0.4	0	0	0	0	0	0	0	0	0	0	0	0	0	0	0	0	0	0	0	24	5	29	0.1	
Plumbing & Pipe Fitting	0	0	0	0	23	4	27	0.3	0	0	0	0	0	0	0	0	1	1	4.2	0	0	0	0	0	0	0	0	23	5	28	0.1	
Welder Electrical	17	11	28	0.8	0	0	0	0	0	0	0	0	0	0	0	0	0	0	0	0	0	0	0	0	0	0	0	17	11	28	0.1	
Air Conditioning & Refrigeration	5	0	5	0.1	5	2	7	0.1	0	0	0	0	0	0	0	0	0	0	0	0	0	0	0	13	1	14	0.1	23	3	26	0.1	
Turner	10	16	26	0.7	0	0	0	0	0	0	0	0	0	0	0	0	0	0	0	0	0	0	0	0	0	0	10	16	26	0.1		
Public Relations	0	0	0	0	0	0	0	0	0	0	0	0	0	0	0	0	0	0	0	0	0	0	0	6	17	23	0.2	6	17	23	0.1	
Computer Science	0	0	0	0	0	0	0	0	0	0	0	0	0	0	0	0	0	0	0	0	0	0	0	14	8	22	0.2	14	8	22	0.1	
Nutrition & dietetics Management	0	0	0	0	0	0	0	0	0	0	0	0	0	0	0	0	0	0	0	0	0	0	0	7	15	22	0.2	7	15	22	0.1	
Medical Laboratory Science	0	0	0	0	1	0	1	0	0	0	0	0	0	0	0	0	0	0	0	0	0	0	0	15	4	19	0.2	16	4	20	0.1	
Entrepreneurship Development	0	0	0	0	0	0	0	0	0	0	0	0	0	0	0	0	0	0	0	0	0	0	0	12	7	19	0.2	12	7	19	0.1	
Guidance & Counselling	0	0	0	0	0	0	0	0	0	0	0	0	0	0	0	0	0	0	0	0	0	0	0	1	18	19	0.2	1	18	19	0.1	
Shipping	0	0	0	0	0	0	0	0	0	0	0	0	0	0	0	0	0	0	0	0	0	0	0	11	8	19	0.2	11	8	19	0.1	
Counselling & Psychology	0	0	0	0	0	0	0	0	0	0	0	0	0	0	0	0	0	0	0	0	0	0	0	10	8	18	0.2	10	8	18	0.1	
Project Management	0	0	0	0	0	0	0	0	0	0	0	0	0	0	0	0	0	0	0	0	0	0	0	8	10	18	0.2	8	10	18	0.1	
Accounting Technician	0	0	0	0	0	0	0	0	0	0	0	0	0	0	0	0	0	0	0	0	0	0	0	8	8	16	0.2	8	8	16	0.1	
Animal Health & Production	0	0	0	0	10	6	16	0.2	0	0	0	0	0	0	0	0	0	0	0	0	0	0	0	0	0	0	0	10	6	16	0.1	
Digital Journalism	0	0	0	0	12	4	16	0.2	0	0	0	0	0	0	0	0	0	0	0	0	0	0	0	0	0	0	0	12	4	16	0.1	
Bakery	0	0	0	0	3	12	15	0.2	0	0	0	0	0	0	0	0	0	0	0	0	0	0	0	0	0	0	0	3	12	15	0.1	
Beauty & Therapy	1	2	3	0.1	0	0	0	0	0	1	1	50	1	4	5	42	0	6	6	25	0	0	0	0	0	0	0	2	13	15	0.1	
Dairy Plant Management	0	0	0	0	6	9	15	0.2	0	0	0	0	0	0	0	0	0	0	0	0	0	0	0	0	0	0	0	6	9	15	0.1	
Food Processing & Preservation Technology	0	0	0	0	3	12	15	0.2	0	0	0	0	0	0	0	0	0	0	0	0	0	0	0	0	0	0	0	3	12	15	0.1	
Electrical & Electronics Engineering (Instrumentation & Control)	0	0	0	0	0	0	0	0	0	0	0	0	0	0	0	0	0	0	0	0	0	0	0	12	1	13	0.1	12	1	13	0.1	
Environmental Science & Technology	0	0	0	0	0	0	0	0	0	0	0	0	0	0	0	0	0	0	0	0	0	0	0	7	6	13	0.1	7	6	13	0.1	

**Skill Level**

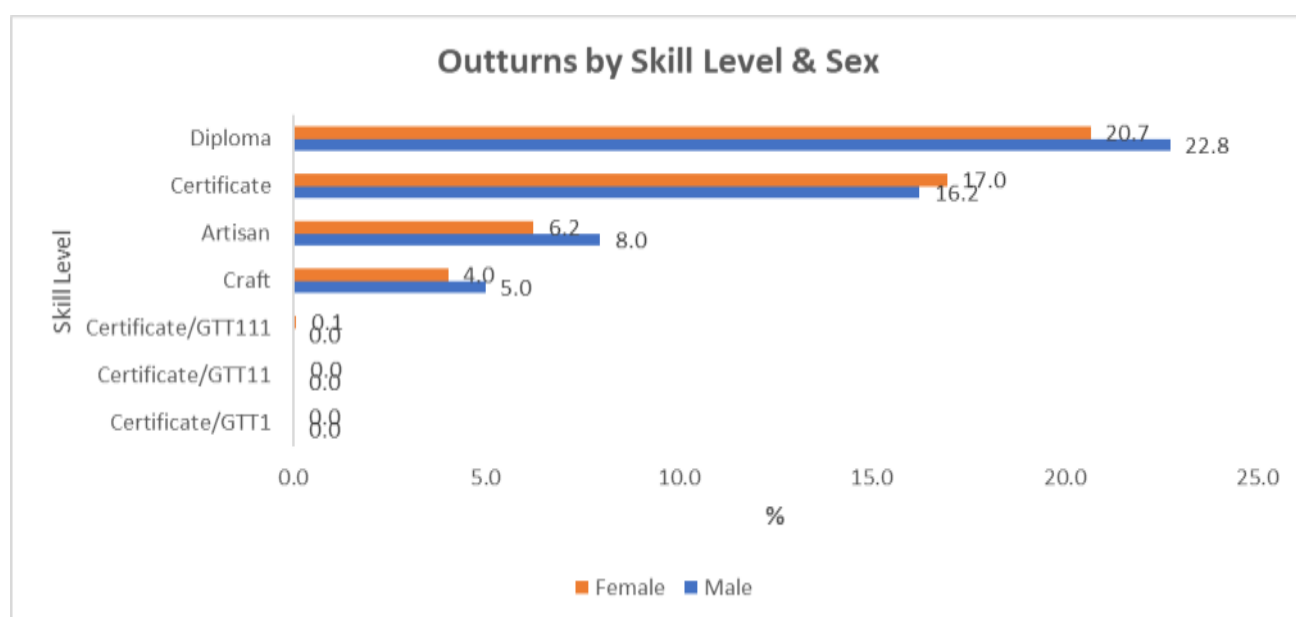
Programme	Artisan				Certificate				Certificate/GTT1				Certificate/GTT11				Certificate/GTT111				Craft				Diploma				Total		Grand Total	%	
	Male	Female	Total	%	Male	Female	Total	%	Male	Female	Total	%	Male	Female	Total	%	Male	Female	Total	%	Male	Female	Total	%	Male	Female	Total	%	Male	Female			
Computerized Secretarial Studies	0	0	0	0	0	0	0	0	0	0	0	0	0	0	0	0	0	0	0	0	0	0	0	0	0	1	11	12	0.1	1	11	12	0
Agricultural Engineering	0	0	0	0	0	0	0	0	0	0	0	0	0	0	0	0	0	0	0	0	0	0	0	0	6	5	11	0.1	6	5	11	0	
Food Processing	0	0	0	0	4	6	10	0.1	0	0	0	0	0	0	0	0	0	0	0	0	0	0	0	0	0	0	0	4	6	10	0		
Food Technology & Quality Assurance	0	0	0	0	0	0	0	0	0	0	0	0	0	0	0	0	0	0	0	0	0	0	0	4	6	10	0.1	4	6	10	0		
Medical Laboratory Technology	0	0	0	0	0	0	0	0	0	0	0	0	0	0	0	0	0	0	0	0	0	0	0	7	3	10	0.1	7	3	10	0		
Certified Public Accountant (CPA)	0	0	0	0	5	3	8	0.1	0	0	0	0	0	0	0	0	0	0	0	0	0	0	0	0	0	0	0	5	3	8	0		
Horticulture	0	0	0	0	2	5	7	0.1	0	0	0	0	0	0	0	0	0	0	0	0	0	0	0	0	0	0	0	2	5	7	0		
Road Transport Management	0	0	0	0	0	0	0	0	0	0	0	0	0	0	0	0	0	0	0	0	0	0	0	4	3	7	0.1	4	3	7	0		
Dress Making	0	6	6	0.2	0	0	0	0	0	0	0	0	0	0	0	0	0	0	0	0	0	0	0	0	0	0	0	0	6	6	0		
Metal Processing Technology	5	0	5	0.1	0	0	0	0	0	0	0	0	0	0	0	0	0	0	0	0	0	0	0	0	0	0	0	5	0	5	0		
Construction Plant Technology	0	0	0	0	4	0	4	0	0	0	0	0	0	0	0	0	0	0	0	0	0	0	0	0	0	0	0	4	0	4	0		
Environmental Management	0	0	0	0	0	0	0	0	0	0	0	0	0	0	0	0	0	0	0	0	0	0	0	0	4	4	0	0	4	4	0		
Telecommunication Engineering	0	0	0	0	4	0	4	0	0	0	0	0	0	0	0	0	0	0	0	0	0	0	0	0	0	0	0	4	0	4	0		
Clerical Operation	0	0	0	0	0	0	0	0	0	0	0	0	0	0	0	0	0	0	0	0	0	0	0	0	3	3	0	0	3	3	0		
Marine Engineering	0	0	0	0	0	0	0	0	0	0	0	0	0	0	0	0	0	0	0	0	0	0	0	2	1	3	0	2	1	3	0		
Solar Photo Voltaic	2	1	3	0.1	0	0	0	0	0	0	0	0	0	0	0	0	0	0	0	0	0	0	0	0	0	0	0	2	1	3	0		
Carpentry & Joinery	1	0	1	0	0	0	0	0	0	0	0	0	0	0	0	0	0	0	0	1	0	1	0	0	0	0	0	2	0	2	0		
Electrical & Electronics Engineering Technology (Power option)	0	0	0	0	0	0	0	0	0	0	0	0	0	0	0	0	0	0	0	0	0	0	2	0	2	0	2	0	2	0			
Freight Management	0	0	0	0	0	0	0	0	0	0	0	0	0	0	0	0	0	0	0	0	0	0	0	1	1	2	0	1	1	2	0		
Front Office Operations	0	0	0	0	0	2	2	0	0	0	0	0	0	0	0	0	0	0	0	0	0	0	0	0	0	0	0	0	2	2	0		
Journalism	0	0	0	0	1	1	2	0	0	0	0	0	0	0	0	0	0	0	0	0	0	0	0	0	0	0	0	1	1	2	0		
Water Technology & Sanitation	0	0	0	0	0	0	0	0	0	0	0	0	0	0	0	0	0	0	0	0	0	0	0	0	2	2	0	0	2	2	0		
Computer Maintenance & Network Technology	0	0	0	0	1	0	1	0	0	0	0	0	0	0	0	0	0	0	0	0	0	0	0	0	0	0	0	1	0	1	0		
Seafarers	1	0	1	0	0	0	0	0	0	0	0	0	0	0	0	0	0	0	0	0	0	0	0	0	0	0	0	1	0	1	0		
<b>Total</b>	<b>1945</b>	<b>1522</b>	<b>3467</b>	<b>100</b>	<b>3968</b>	<b>4143</b>	<b>8111</b>	<b>100</b>	<b>0</b>	<b>2</b>	<b>2</b>	<b>100</b>	<b>1</b>	<b>11</b>	<b>12</b>	<b>100</b>	<b>5</b>	<b>19</b>	<b>24</b>	<b>100</b>	<b>1217</b>	<b>982</b>	<b>2199</b>	<b>100</b>	<b>5559</b>	<b>5051</b>	<b>###</b>	<b>100</b>	<b>12695</b>	<b>11730</b>	<b>24425</b>	<b>100</b>	
<b>Grand Total</b>	<b>3467</b>				<b>8111</b>				<b>2</b>				<b>12</b>				<b>24</b>				<b>2199</b>			<b>10610</b>			<b>24425</b>						
<b>%</b>		<b>14.2</b>				<b>33.2</b>				<b>0.0</b>				<b>0.0</b>				<b>0.1</b>				<b>9.0</b>				<b>43.4</b>				<b>100.0</b>			

## 2.8.2 Outturns by Educational Level and Sex in National Polytechnics in the year 2022.

**Table 11** and **Figure 6** present a summary of outturns by Skill Level and sex in National Polytechnics, for the year 2022. **Table 12** below show the distribution of outturns by Skill Level by sex. Diploma training level had a total of 10610 (43.4%) outturns with 5559 (22.8%) male and 5051 (20.7%) female outturns respectively of the total 24425 outturns. Certificate training level was second with a total of 8111 (33.2%) outturns with 3968 (16.2%) male and 4143 (17.0%) female outturns of the total outturns. Certificate/GTT1 training level registered the lowest number of outturns. Male outturns dominated at all the training level except at Certificate training level.

**Table 11: Summary of Outturns by Skill Level and Sex in National Polytechnics in the year 2022.**

Skill Level	Sex					
	Male	%	Female	%	Total	%
Diploma	5559	22.8	5051	20.7	10610	<b>43.4</b>
Certificate	3968	16.2	4143	17.0	8111	<b>33.2</b>
Artisan	1945	8.0	1522	6.2	3467	<b>14.2</b>
Craft	1217	5.0	982	4.0	2199	<b>9.0</b>
Certificate/GTT111	5	0.0	19	0.1	24	<b>0.1</b>
Certificate/GTT11	1	0.0	11	0.0	12	<b>0.0</b>
Certificate/GTT1	0	0.0	2	0.0	2	<b>0.0</b>
<b>Grand Total</b>	<b>12695</b>	<b>52.0</b>	<b>11730</b>	<b>48.0</b>	<b>24425</b>	<b>100.0</b>



**Figure 6: Skill Level by Sex in National Polytechnics**

### 2.8.3 Summary of Frequencies of Programme and Skill Level in National Polytechnics in the year 2022.

In the reference year, a total of 678 programmes were recorded within the Polytechnic institutions. From **Table 12**, the most common programmes were Building & Construction, Food & Beverage, Human Resource Management, Information Communication Technology and; Supply Chain Management with a frequency count of 27 out of the total 678 frequency counts. Diploma training level was the most common training level with a frequency of 333 (49.1%) followed by Certificate training level at 181 (26.7%) and Artisan training level 89 (13.1%) frequency counts of the total.

**Table 12: Summary of Total Programme by Skill Level in National Polytechnics in the year 2022.**

Programme	Skill Level							Grand Total
	Artisan	Certificate	Certificate/GTT1	Certificate/GTT11	Certificate/GTT111	Craft	Diploma	
Building & Construction	1	8	0	0	0	4	14	<b>27</b>
Food & Beverage	8	7	0	0	0	3	9	<b>27</b>
Human Resource Management	1	8	0	0	0	4	14	<b>27</b>
Information Communication Technology	0	6	0	0	0	5	16	<b>27</b>
Supply Chain Management	0	6	0	0	0	7	14	<b>27</b>
Business Management	0	7	0	0	0	5	13	<b>25</b>
Automotive Engineering	4	6	0	0	0	4	10	<b>24</b>
Agriculture	3	5	0	0	0	3	11	<b>22</b>
Community Development & Social Work	0	7	0	0	0	3	12	<b>22</b>
Mechanical Engineering	0	7	0	0	0	2	12	<b>21</b>
Civil Engineering	1	2	0	0	0	0	15	<b>18</b>
Plumbing	11	4	0	0	0	3	0	<b>18</b>
Catering & Accommodation	0	8	0	0	0	0	8	<b>16</b>
Electrical Installation	10	0	0	0	0	2	1	<b>13</b>
Accountancy	0	3	0	0	0	0	9	<b>12</b>
Cooperative Management	0	6	0	0	0	0	5	<b>11</b>
Fashion Design & Garment Making	5	0	0	0	1	2	2	<b>10</b>
Hairdressing & Beauty Therapy	6	2	1	1	0	0	0	<b>10</b>
Land Survey	0	3	0	0	0	2	5	<b>10</b>

Programme	Skill Level							
	Artisan	Certificate	Certificate/GTT1	Certificate/GTT11	Certificate/GTT111	Craft	Diploma	Grand Total
Secretarial Studies	0	3	0	0	0	3	4	10
Analytical Chemistry	0	0	0	0	0	0	8	8
Applied Biology	0	0	0	0	0	0	8	8
Banking & Finance	0	3	0	0	0	0	5	8
Electrical & Electronics Engineering (Power Option)	0	1	0	0	0	1	6	8
Electrical Engineering	2	2	0	0	0	1	3	8
Information Science	0	3	0	0	0	1	4	8
Information Studies	0	2	0	0	0	2	4	8
Nutrition & Dietetics	0	1	0	0	0	2	5	8
Electrical & Electronics Engineering	0	3	0	0	0	1	3	7
Fashion & Design	2	4	0	0	0	0	1	7
Sales & Marketing	0	2	0	0	0	0	5	7
Masonry	5	1	0	0	0	0	0	6
Science Laboratory Technology	0	4	0	0	0	1	1	6
Beauty & Therapy	2	0	1	1	1	0	0	5
Electrical & Electronics Engineering (Telecommunication)	0	1	0	0	0	0	4	5
Electrical Wireman	3	1	0	0	1	0	0	5
Medical Engineering	0	1	0	0	0	0	4	5
Pharmaceutical Technology	0	0	0	0	0	0	5	5
Quantity Survey	0	0	0	0	0	0	5	5
Social Work	0	2	0	0	0	1	2	5
Store Keeping	4	1	0	0	0	0	0	5
Tourism Management	0	0	0	0	0	0	5	5
Welding & Fabrication	3	1	0	0	0	0	1	5
Baking Technology	1	2	0	0	0	0	1	4
Electrical Engineering (Power Option)	0	1	0	0	0	2	1	4
Information Technology	0	2	0	0	0	0	2	4

Programme	Skill Level							
	Artisan	Certificate	Certificate/GT1	Certificate/GT11	Certificate/GT111	Craft	Diploma	Grand Total
Motor Vehicle Mechanics	3	0	0	0	1	0	0	4
Petroleum Geoscience	0	1	0	0	0	1	2	4
Welding	1	2	0	0	0	0	1	4
Air Conditioning & Refrigeration	1	1	0	0	0	0	1	3
Business Administration	0	0	0	0	0	0	3	3
Chemical Engineering	0	0	0	0	0	0	3	3
Entrepreneurship Development	0	0	0	0	0	0	3	3
Environmental Science	0	0	0	0	0	0	3	3
Fashion Design & Clothing Technology	0	1	0	0	0	0	2	3
Laboratory Science	0	3	0	0	0	0	0	3
Library & Information Science	0	1	0	0	0	0	2	3
Mechanics	3	0	0	0	0	0	0	3
Project Management	0	0	0	0	0	0	3	3
Accounting Technician	0	0	0	0	0	0	2	2
Agribusiness	0	1	0	0	0	0	1	2
Applied Statistics	0	0	0	0	0	0	2	2
Architecture	0	0	0	0	0	0	2	2
Carpentry & Joinery	1	0	0	0	0	1	0	2
Certified Public Accountant (CPA)	0	2	0	0	0	0	0	2
Child Care & Protection	0	1	0	0	0	0	1	2
Community Development & Counselling	0	1	0	0	0	0	1	2
Community Health	0	2	0	0	0	0	0	2
Community Health & HIV Management	0	1	0	0	0	0	1	2
Computer Science	0	0	0	0	0	0	2	2
Dietetics Management	0	0	0	0	0	0	2	2
Dress Making	2	0	0	0	0	0	0	2
Electrical & Electronics Engineering (Instrumentation & Control)	0	0	0	0	0	0	2	2

Programme	Skill Level							
	Artisan	Certificate	Certificate/GTT1	Certificate/GTT11	Certificate/GTT111	Craft	Diploma	Grand Total
Electrical & Electronics Technology	0	2	0	0	0	0	0	2
Environmental Science & Technology	0	0	0	0	0	0	2	2
Food Production, Service & Sales	0	2	0	0	0	0	0	2
Food Science & Processing Technology	0	0	0	0	0	0	2	2
Food Science Technology	0	1	0	0	0	0	1	2
Health Records & Information Technology	0	1	0	0	0	0	1	2
Journalism & Mass Media	0	1	0	0	0	0	1	2
Mass Communication	0	1	0	0	0	0	1	2
Medical Laboratory	0	0	0	0	0	0	2	2
Medical Laboratory Science	0	1	0	0	0	0	1	2
Motor Vehicle Electrician	1	1	0	0	0	0	0	2
Plumbing & Pipe Fitting	0	1	0	0	1	0	0	2
Road Transport Management	0	0	0	0	0	0	2	2
Tour Guide & Operations	0	2	0	0	0	0	0	2
Water Engineering	0	2	0	0	0	0	0	2
Agricultural Engineering	0	0	0	0	0	0	1	1
Animal Health & Production	0	1	0	0	0	0	0	1
Archives & Record Management	0	0	0	0	0	0	1	1
Bakery	0	1	0	0	0	0	0	1
Computer Maintenance & Network Technology	0	1	0	0	0	0	0	1
Computerized Secretarial Studies	0	0	0	0	0	0	1	1
Construction Plant Technology	0	1	0	0	0	0	0	1
Counselling & Psychology	0	0	0	0	0	0	1	1

Programme	Skill Level							
	Artisan	Certificate	Certificate/GTT1	Certificate/GTT1	Certificate/GTT11	Craft	Diploma	Grand Total
County Governance & Ethics	0	0	0	0	0	0	1	1
Clerical Operation	0	0	0	0	0	0	1	1
Dairy Plant Management	0	1	0	0	0	0	0	1
Digital Journalism	0	1	0	0	0	0	0	1
Electrical & Electronics Engineering Technology (Instrumentation & Control)	0	0	0	0	0	0	1	1
Electrical & Electronics Engineering Technology (Power option)	0	0	0	0	0	0	1	1
Environmental Management	0	0	0	0	0	0	1	1
Food Processing	0	1	0	0	0	0	0	1
Food Processing & Preservation Technology	0	1	0	0	0	0	0	1
Food Technology & Quality Assurance	0	0	0	0	0	0	1	1
Freight Management	0	0	0	0	0	0	1	1
Front Office Operations	0	1	0	0	0	0	0	1
Graphic Design	0	0	0	0	0	0	1	1
Guidance & Counselling	0	0	0	0	0	0	1	1
Horticulture	0	1	0	0	0	0	0	1
Hotel & Institution Management	0	0	0	0	0	0	1	1
Journalism	0	1	0	0	0	0	0	1
Journalism & Media	0	0	0	0	0	0	1	1
Logistics & Transport Management	0	0	0	0	0	0	1	1
Marine Engineering	0	0	0	0	0	0	1	1
Medical Laboratory Technology	0	0	0	0	0	0	1	1
Metal Processing Technology	1	0	0	0	0	0	0	1

Programme	Skill Level							
	Artisan	Certificate	Certificate/GTT1	Certificate/GTT11	Certificate/GTT111	Craft	Diploma	Grand Total
Nutrition & dietetics Management	0	0	0	0	0	0	1	1
Procurement & Material Management	0	0	0	0	0	0	1	1
Public Relations	0	0	0	0	0	0	1	1
Roads & Bridges Construction	0	1	0	0	0	0	0	1
Seafarers	1	0	0	0	0	0	0	1
Secretarial Studies & Office Management	0	0	0	0	0	0	1	1
Shipping	0	0	0	0	0	0	1	1
Solar Photo Voltaic	1	0	0	0	0	0	0	1
Telecommunication Engineering	0	1	0	0	0	0	0	1
Turner	1	0	0	0	0	0	0	1
Water Technology & Sanitation	0	0	0	0	0	0	1	1
Welder Electrical	1	0	0	0	0	0	0	1
<b>Grand Total</b>	<b>89</b>	<b>181</b>	<b>2</b>	<b>2</b>	<b>5</b>	<b>66</b>	<b>333</b>	<b>678</b>
<b>%</b>	<b>13.1</b>	<b>26.7</b>	<b>0.3</b>	<b>0.3</b>	<b>0.7</b>	<b>9.7</b>	<b>49.1</b>	<b>100.0</b>

## 2.9 NATIONAL YOUTH SERVICE

National Youth Service (NYS) was established in 1973 and was re-launched in 1995 after a 12-year break amidst major concerns about the high level of youth unemployment, academic under-achievement, lack of training opportunities for the young people and their escalating trend towards anti-social behavior. The organization aims at equipping youth with the necessary life coping skills to foster their personal and career development as well as to enhance their contribution to society and national development.

### 2.9.1 Outturns by Programmes and Skill Level in National Youth Service (NYS) in the year 2022.

**Table 13** presents a summary of outturns by programme and Skill Level in NYS for the year 2022. A total of 5830 outturns were recorded where 3558 were male and 2272 were female. During the year, Plant Operator programme had the highest number of outturns at 20.9% followed by Catering & Accommodation, Food & Beverage, Building & Construction and; Plumbing programmes at 7.8%, 7.4%, 6.3% and 6.1% respectively.

**Table 13: Summary of Outturns by Programme and Skill Level in National Youth Service (NYS)**

Programme	Skill Level																			
	Artisan				Certificate				Craft				Diploma				Total		Grand Total	%
	Male	Female	Total	%	Male	Female	Total	%	Male	Female	Total	%	Male	Female	Total	%	Male	Female		
Plant Operator	814	404	1218	50.3	0	0	0	0.0	0	0	0	0.0	0	0	0	0.0	814	404	1218	20.9
Catering & Accommodation	0	0	0	0.0	54	230	284	19.2	0	0	0	0.0	68	103	171	13.4	122	333	455	7.8
Food & Beverage	8	33	41	1.7	3	29	32	2.2	71	136	207	31.7	75	79	154	12.1	157	277	434	7.4
Building & Construction	0	0	0	0.0	113	67	180	12.2	41	8	49	7.5	89	52	141	11.1	243	127	370	6.3
Plumbing	97	57	154	6.4	86	63	149	10.1	36	18	54	8.3	0	0	0	0.0	219	138	357	6.1
Mechanics	241	81	322	13.3	0	0	0	0.0	0	0	0	0.0	0	0	0	0.0	241	81	322	5.5
Agriculture	0	0	0	0.0	93	71	164	11.1	0	0	0	0.0	89	62	151	11.9	182	133	315	5.4
Information Communication Technology	0	0	0	0.0	89	58	147	9.9	0	0	0	0.0	46	23	69	5.4	135	81	216	3.7
Air Conditioning & Refrigeration	177	26	203	8.4	0	0	0	0.0	0	0	0	0.0	0	0	0	0.0	177	26	203	3.5
Civil Engineering	0	0	0	0.0	73	54	127	8.6	0	0	0	0.0	48	26	74	5.8	121	80	201	3.4
Automotive Engineering	0	0	0	0.0	68	26	94	6.4	27	1	28	4.3	57	18	75	5.9	152	45	197	3.4
Fashion Design & Garment Making	0	0	0	0.0	0	0	0	0.0	17	155	172	26.3	0	0	0	0.0	17	155	172	3.0
Mechanical Engineering	0	0	0	0.0	43	18	61	4.1	25	0	25	3.8	57	18	75	5.9	125	36	161	2.8
Plant Mechanics	147	0	147	6.1	0	0	0	0.0	0	0	0	0.0	0	0	0	0.0	147	0	147	2.5
Electrical & Electronics Engineering	0	0	0	0.0	59	23	82	5.5	0	0	0	0.0	42	19	61	4.8	101	42	143	2.5
Secretarial Studies	0	0	0	0.0	17	34	51	3.4	0	0	0	0.0	25	41	66	5.2	42	75	117	2.0
Fashion Design & Clothing Technology	0	0	0	0.0	0	0	0	0.0	0	0	0	0.0	43	65	108	8.5	43	65	108	1.9
Electrical Installation	76	25	101	4.2	0	0	0	0.0	0	0	0	0.0	0	0	0	0.0	76	25	101	1.7
Masonry	52	9	61	2.5	0	0	0	0.0	29	1	30	4.6	0	0	0	0.0	81	10	91	1.6
Telecommunication Engineering	0	0	0	0.0	33	14	47	3.2	0	0	0	0.0	29	11	40	3.1	62	25	87	1.5
Supply Chain Management	0	0	0	0.0	0	0	0	0.0	0	0	0	0.0	28	42	70	5.5	28	42	70	1.2
Welding & Fabrication	32	12	44	1.8	0	0	0	0.0	17	0	17	2.6	0	0	0	0.0	49	12	61	1.0
Agricultural Engineering	0	0	0	0.0	21	13	34	2.3	0	0	0	0.0	13	5	18	1.4	34	18	52	0.9
Electrical Wireman	42	8	50	2.1	0	0	0	0.0	0	0	0	0.0	0	0	0	0.0	42	8	50	0.9
Information Technology	0	0	0	0.0	0	0	0	0.0	30	8	38	5.8	0	0	0	0.0	30	8	38	0.7
electrical Engineering	0	0	0	0.0	0	0	0	0.0	28	3	31	4.7	0	0	0	0.0	28	3	31	0.5

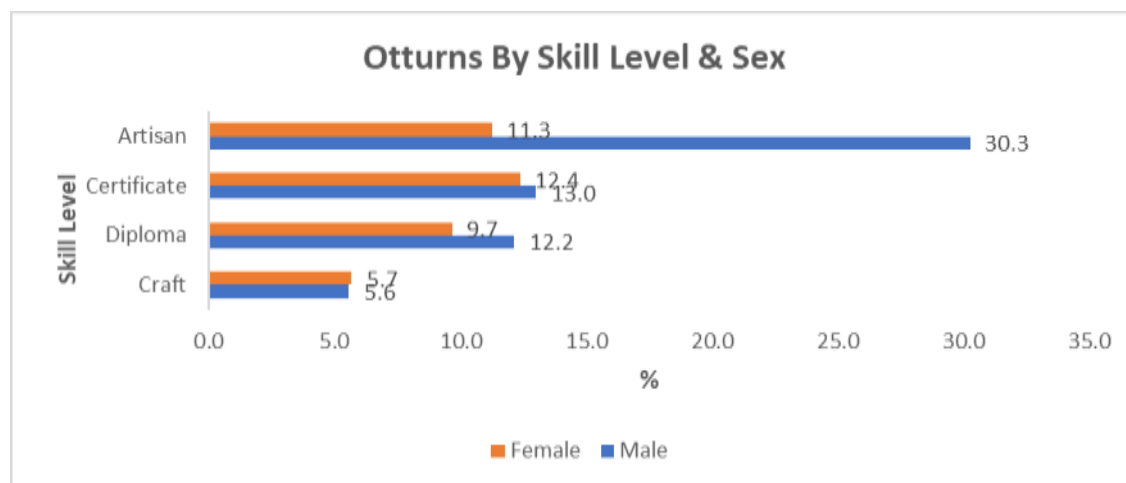
Programme	Skill Level																			
	Artisan				Certificate				Craft				Diploma				Total		Grand Total	%
	Male	Female	Total	%	Male	Female	Total	%	Male	Female	Total	%	Male	Female	Total	%	Male	Female		
Welder Electrical	29	1	30	1.2	0	0	0	0.0	0	0	0	0.0	0	0	0	0.0	29	1	30	0.5
Motor Vehicle Mechanics	29	0	29	1.2	0	0	0	0.0	0	0	0	0.0	0	0	0	0.0	29	0	29	0.5
Business Management	0	0	0	0.0	4	12	16	1.1	0	0	0	0.0	0	0	0	0.0	4	12	16	0.3
Upholstery	16	0	16	0.7	0	0	0	0.0	0	0	0	0.0	0	0	0	0.0	16	0	16	0.3
Human Resource Management	0	0	0	0.0	3	9	12	0.8	0	0	0	0.0	0	0	0	0.0	3	9	12	0.2
Carpentry & Joinery	6	1	7	0.3	0	0	0	0.0	3	0	3	0.5	0	0	0	0.0	9	1	10	0.2
<b>Total</b>	<b>176</b>	<b>657</b>	<b>2423</b>	<b>100.0</b>	<b>759</b>	<b>721</b>	<b>1480</b>	<b>100.0</b>	<b>324</b>	<b>330</b>	<b>654</b>	<b>100.0</b>	<b>709</b>	<b>564</b>	<b>1273</b>	<b>100.0</b>	<b>3558</b>	<b>2272</b>	<b>5830</b>	<b>100.0</b>
<b>Grand Total</b>	<b>2423</b>				<b>1480</b>				<b>654</b>				<b>1273</b>				<b>5830</b>			
<b>%</b>	<b>41.6</b>				<b>25.4</b>				<b>11.2</b>				<b>21.8</b>				<b>100.0</b>			

## 2.9.2 Outturns by Educational Level and Sex in National Youth Service (NYS) in the year 2022.

**Table 14** and **Figure 7** presents the distribution of outturns by Skill Level by sex in NYS for the year 2022. Out of the total 5830 outturns in the NYS institutions, Artisan training level had the highest number of outturns 2423 (41.6%) followed by Certificate, Diploma and Craft training level at 1480 (25.4%), 1273 (21.8%) and 654 (11.2%) respectively. Male outturns dominated at almost all the training levels with both genders leveling at Craft training level.

**Table 14: Summary of Outturns by Skill Level and Sex in National Youth Service (NYS) in the year 2022.**

Skill Level	Sex					
	Male	%	Female	%	Total	%
Artisan	1766	30.3	657	11.3	2423	41.6
Certificate	759	13.0	721	12.4	1480	25.4
Diploma	709	12.2	564	9.7	1273	21.8
Craft	324	5.6	330	5.7	654	11.2
<b>Grand Total</b>	<b>3558</b>	<b>61.0</b>	<b>2272</b>	<b>39.0</b>	<b>5830</b>	<b>100.0</b>



**Figure 7: Skill Level by Sex in National Youth Service (NYS)**

## 2.9.3 Summary of Frequencies of Programme and Skill Level in National Youth Service (NYS) in the year 2022.

In the year 2022, a total of 58 programmes were recorded within the NYS. **Table 16** shows that the most common programmes by frequency counts of 4 was Food & Beverage followed by Automotive Engineering, Building & Construction, Catering & Accommodation, Electrical & Electronics Engineering, Information Communication Technology, Mechanical Engineering and; Plumbing all at a frequency counts of 3 of the 58 total frequency counts. Certificate training level was the most common level with a

frequency of 18 (31.0%) followed by Artisan training level at 15 (25.9%) frequency counts of the total.

**Table 15: Summary of Total Programme by Skill Level in National Youth Service (NYS) in the year 2022.**

Programme	Skill Level				Grand Total
	Artisan	Certificate	Craft	Diploma	
Food & Beverage	1	1	1	1	<b>4</b>
Automotive Engineering	0	1	1	1	<b>3</b>
Building & Construction	0	1	1	1	<b>3</b>
Catering & Accommodation	0	2	0	1	<b>3</b>
Electrical & Electronics Engineering	0	2	0	1	<b>3</b>
Information Communication Technology	0	2	0	1	<b>3</b>
Mechanical Engineering	0	1	1	1	<b>3</b>
Plumbing	1	1	1	0	<b>3</b>
Agricultural Engineering	0	1	0	1	<b>2</b>
Agriculture	0	1	0	1	<b>2</b>
Carpentry & Joinery	1	0	1	0	<b>2</b>
Civil Engineering	0	1	0	1	<b>2</b>
Masonry	1	0	1	0	<b>2</b>
Plant Operator	2	0	0	0	<b>2</b>
Secretarial Studies	0	1	0	1	<b>2</b>
Telecommunication Engineering	0	1	0	1	<b>2</b>
Welding & Fabrication	1	0	1	0	<b>2</b>
Air Conditioning & Refrigeration	1	0	0	0	<b>1</b>
Business Management	0	1	0	0	<b>1</b>
electrical Engineering	0	0	1	0	<b>1</b>
Electrical Installation	1	0	0	0	<b>1</b>
Electrical Wireman	1	0	0	0	<b>1</b>
Fashion Design & Clothing Technology	0	0	0	1	<b>1</b>
Fashion Design & Garment Making	0	0	1	0	<b>1</b>
Human Resource Management	0	1	0	0	<b>1</b>
Information Technology	0	0	1	0	<b>1</b>
Mechanics	1	0	0	0	<b>1</b>
Motor Vehicle Mechanics	1	0	0	0	<b>1</b>
Plant Mechanics	1	0	0	0	<b>1</b>
Supply Chain Management	0	0	0	1	<b>1</b>
Upholstery	1	0	0	0	<b>1</b>
Welder Electrical	1	0	0	0	<b>1</b>
<b>Grand Total</b>	<b>15</b>	<b>18</b>	<b>11</b>	<b>14</b>	<b>58</b>
%	<b>25.9</b>	<b>31.0</b>	<b>19.0</b>	<b>24.1</b>	<b>100.0</b>

## **2.10 INSTITUTES OF SCIENCE AND TECHNOLOGY**

### **2.10.1 Outturns by Programmes and Skill Level in Institutes of Science and Technology in the year 2022.**

**Table 16** presents a summary of outturns by programme and Skill Level in Institutes of Science and Technology for the year 2022. A total of 4501 outturns were recorded where 2049 were male and 2452 were female. During the year, Plant Community Development & Social Work had the highest number of outturns at 9.0% followed by Food & Beverage, Catering & Accommodation and; Agriculture at 7.1%, 5.7%, and 5.7 % respectively. Clerical Operations and Project Management had the lowest number of outturns.

**Table 16: Summary of Outturns by Programme and Skill Level in Institutes of Science and Technology**

Programme	Skill Level																			
	Artisan				Certificate				Craft				Diploma				Total		Grand Total	%
	Male	Female	Total	%	Male	Female	Total	%	Male	Female	Total	%	Male	Female	Total	%	Male	Female		
Community Development & Social Work	0	0	0	0.0	30	55	85	11.9	22	81	103	10.7	62	157	219	9.0	114	293	407	9.0
Food & Beverage	19	92	111	27.9	14	37	51	7.2	17	82	99	10.3	12	45	57	2.3	62	256	318	7.1
Catering & Accommodation	0	0	0	0.0	33	118	151	21.2	0	0	0	0.0	30	75	105	4.3	63	193	256	5.7
Agriculture	18	12	30	7.5	0	0	0	0.0	36	52	88	9.1	86	51	137	5.6	140	115	255	5.7
Information Communication Technology	0	0	0	0.0	13	16	29	4.1	0	0	0	0.0	124	63	187	7.7	137	79	216	4.8
Supply Chain Management	0	0	0	0.0	12	20	32	4.5	7	18	25	2.6	39	92	131	5.4	58	130	188	4.2
Civil Engineering	0	0	0	0.0	0	0	0	0.0	0	0	0	0.0	152	33	185	7.6	152	33	185	4.1
Plumbing	66	15	81	20.4	0	0	0	0.0	76	17	93	9.7	0	0	0	0.0	142	32	174	3.9
Building & Construction	0	0	0	0.0	20	1	21	2.9	70	6	76	7.9	59	7	66	2.7	149	14	163	3.6
Land Survey	0	0	0	0.0	0	0	0	0.0	53	50	103	10.7	35	21	56	2.3	88	71	159	3.5
Human Resource Management	0	0	0	0.0	14	30	44	6.2	6	12	18	1.9	29	45	74	3.0	49	87	136	3.0
Kenya Registered Community Health Nurse	0	0	0	0.0	0	0	0	0.0	0	0	0	0.0	37	81	118	4.9	37	81	118	2.6
Tourism Management	0	0	0	0.0	0	0	0	0.0	0	0	0	0.0	35	78	113	4.7	35	78	113	2.5
Accountancy	0	0	0	0.0	2	2	4	0.6	0	0	0	0.0	43	65	108	4.4	45	67	112	2.5
Business Management	0	0	0	0.0	12	17	29	4.1	5	5	10	1.0	24	36	60	2.5	41	58	99	2.2
Electrical & Electronics Engineering (Power Option)	0	0	0	0.0	10	0	10	1.4	70	12	82	8.5	6	1	7	0.3	86	13	99	2.2
Banking & Finance	0	0	0	0.0	4	13	17	2.4	0	0	0	0.0	28	46	74	3.0	32	59	91	2.0
Information Studies	0	0	0	0.0	0	0	0	0.0	5	26	31	3.2	10	46	56	2.3	15	72	87	1.9
Electrical Engineering (Power Option)	0	0	0	0.0	0	0	0	0.0	0	0	0	0.0	70	12	82	3.4	70	12	82	1.8
Fashion Design & Garment Making	1	18	19	4.8	0	0	0	0.0	5	57	62	6.4	0	0	0	0.0	6	75	81	1.8
Store Keeping	14	59	73	18.3	0	0	0	0.0	0	0	0	0.0	0	0	0	0.0	14	59	73	1.6

Programme	Skill Level																			
	Artisan				Certificate				Craft				Diploma				Total		Grand Total	%
	Male	Female	Total	%	Male	Female	Total	%	Male	Female	Total	%	Male	Female	Total	%	Male	Female		
Information Technology	0	0	0	<b>0.0</b>	10	4	14	<b>2.0</b>	27	29	56	<b>5.8</b>	0	0	0	<b>0.0</b>	37	33	70	<b>1.6</b>
Community Health & Development	0	0	0	<b>0.0</b>	13	24	37	<b>5.2</b>	0	0	0	<b>0.0</b>	8	22	30	<b>1.2</b>	21	46	67	<b>1.5</b>
Fashion Design & Clothing Technology	0	0	0	<b>0.0</b>	0	0	0	<b>0.0</b>	0	0	0	<b>0.0</b>	5	59	64	<b>2.6</b>	5	59	64	<b>1.4</b>
Cooperative Management	0	0	0	<b>0.0</b>	5	14	19	<b>2.7</b>	0	0	0	<b>0.0</b>	13	27	40	<b>1.6</b>	18	41	59	<b>1.3</b>
Early Childhood Teacher Education	0	0	0	<b>0.0</b>	4	41	45	<b>6.3</b>	0	0	0	<b>0.0</b>	0	13	13	<b>0.5</b>	4	54	58	<b>1.3</b>
Community Health	0	0	0	<b>0.0</b>	4	16	20	<b>2.8</b>	0	0	0	<b>0.0</b>	11	23	34	<b>1.4</b>	15	39	54	<b>1.2</b>
Tour Guiding & Travel Operation	0	0	0	<b>0.0</b>	3	14	17	<b>2.4</b>	12	23	35	<b>3.6</b>	0	0	0	<b>0.0</b>	15	37	52	<b>1.2</b>
Business Administration	0	0	0	<b>0.0</b>	0	0	0	<b>0.0</b>	0	0	0	<b>0.0</b>	23	28	51	<b>2.1</b>	23	28	51	<b>1.1</b>
Mechanics	22	1	23	<b>5.8</b>	0	0	0	<b>0.0</b>	21	7	28	<b>2.9</b>	0	0	0	<b>0.0</b>	43	8	51	<b>1.1</b>
Electrical & Electronics Engineering (Telecommunication)	0	0	0	<b>0.0</b>	6	0	6	<b>0.8</b>	0	0	0	<b>0.0</b>	35	7	42	<b>1.7</b>	41	7	48	<b>1.1</b>
Petroleum Geoscience	0	0	0	<b>0.0</b>	0	0	0	<b>0.0</b>	6	4	10	<b>1.0</b>	27	10	37	<b>1.5</b>	33	14	47	<b>1.0</b>
Medical Engineering	0	0	0	<b>0.0</b>	0	0	0	<b>0.0</b>	0	0	0	<b>0.0</b>	28	15	43	<b>1.8</b>	28	15	43	<b>1.0</b>
Automotive Engineering	0	0	0	<b>0.0</b>	9	1	10	<b>1.4</b>	0	0	0	<b>0.0</b>	31	1	32	<b>1.3</b>	40	2	42	<b>0.9</b>
Agricultural Engineering	0	0	0	<b>0.0</b>	0	0	0	<b>0.0</b>	0	0	0	<b>0.0</b>	21	13	34	<b>1.4</b>	21	13	34	<b>0.8</b>
Social Work	0	0	0	<b>0.0</b>	3	26	29	<b>4.1</b>	0	0	0	<b>0.0</b>	0	0	0	<b>0.0</b>	3	26	29	<b>0.6</b>
Medical Laboratory Technology	0	0	0	<b>0.0</b>	0	0	0	<b>0.0</b>	4	20	24	<b>2.5</b>	2	1	3	<b>0.1</b>	6	21	27	<b>0.6</b>
Mechanical Engineering	0	0	0	<b>0.0</b>	0	0	0	<b>0.0</b>	0	0	0	<b>0.0</b>	20	1	21	<b>0.9</b>	20	1	21	<b>0.5</b>
Sustainable Agriculture & Rural Development	0	0	0	<b>0.0</b>	0	0	0	<b>0.0</b>	0	0	0	<b>0.0</b>	14	5	19	<b>0.8</b>	14	5	19	<b>0.4</b>
Welding & Fabrication	16	3	19	<b>4.8</b>	0	0	0	<b>0.0</b>	0	0	0	<b>0.0</b>	0	0	0	<b>0.0</b>	16	3	19	<b>0.4</b>
Dietetics Management	0	0	0	<b>0.0</b>	0	0	0	<b>0.0</b>	0	0	0	<b>0.0</b>	4	14	18	<b>0.7</b>	4	14	18	<b>0.4</b>
Electrical Installation	16	2	18	<b>4.5</b>	0	0	0	<b>0.0</b>	0	0	0	<b>0.0</b>	0	0	0	<b>0.0</b>	16	2	18	<b>0.4</b>
Science Laboratory Technology	0	0	0	<b>0.0</b>	3	15	18	<b>2.5</b>	0	0	0	<b>0.0</b>	0	0	0	<b>0.0</b>	3	15	18	<b>0.4</b>
Secretarial Studies	0	0	0	<b>0.0</b>	0	0	0	<b>0.0</b>	0	18	18	<b>1.9</b>	0	0	0	<b>0.0</b>	0	18	18	<b>0.4</b>

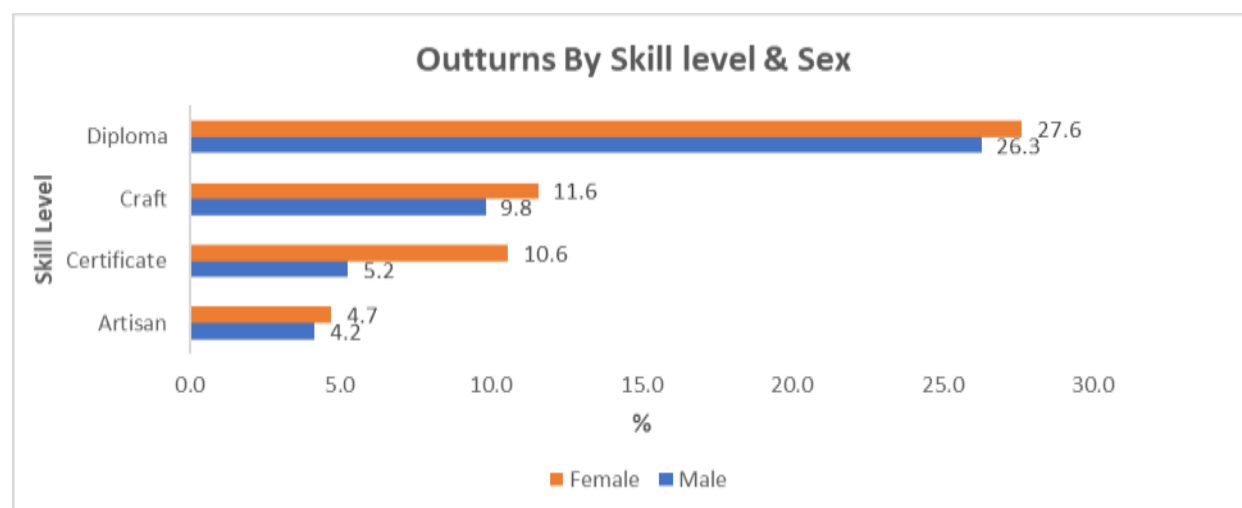
Programme	Skill Level																			Grand Total	%
	Artisan				Certificate				Craft				Diploma				Total				
	Male	Female	Total	%	Male	Female	Total	%	Male	Female	Total	%	Male	Female	Total	%	Male	Female			
Nutrition & Dietetics	0	0	0	0.0	0	0	0	0.0	0	2	2	0.2	3	12	15	0.6	3	14	17	0.4	
Applied Biology	0	0	0	0.0	0	0	0	0.0	0	0	0	0.0	8	8	16	0.7	8	8	16	0.4	
Analytical Chemistry	0	0	0	0.0	0	0	0	0.0	0	0	0	0.0	9	5	14	0.6	9	5	14	0.3	
Computer Studies	0	0	0	0.0	0	0	0	0.0	0	0	0	0.0	7	7	14	0.6	7	7	14	0.3	
Computer Packages	0	0	0	0.0	7	6	13	1.8	0	0	0	0.0	0	0	0	0.0	7	6	13	0.3	
Quantity Survey	0	0	0	0.0	0	0	0	0.0	0	0	0	0.0	10	3	13	0.5	10	3	13	0.3	
Masonry	11	0	11	2.8	0	0	0	0.0	0	0	0	0.0	0	0	0	0.0	11	0	11	0.2	
Water Technology	0	0	0	0.0	0	0	0	0.0	0	0	0	0.0	8	2	10	0.4	8	2	10	0.2	
Hairdressing & Beauty Therapy	0	9	9	2.3	0	0	0	0.0	0	0	0	0.0	0	0	0	0.0	0	9	9	0.2	
Sales & Marketing	0	0	0	0.0	5	3	8	1.1	0	0	0	0.0	0	0	0	0.0	5	3	8	0.2	
Clinical Medicine & Surgery	0	0	0	0.0	0	0	0	0.0	0	0	0	0.0	5	2	7	0.3	5	2	7	0.2	
Architecture	0	0	0	0.0	0	0	0	0.0	0	0	0	0.0	5	0	5	0.2	5	0	5	0.1	
Journalism	0	0	0	0.0	0	2	2	0.3	0	0	0	0.0	3	0	3	0.1	3	2	5	0.1	
Carpentry & Joinery	4	0	4	1.0	0	0	0	0.0	0	0	0	0.0	0	0	0	0.0	4	0	4	0.1	
Credit Management	0	0	0	0.0	0	0	0	0.0	0	0	0	0.0	2	1	3	0.1	2	1	3	0.1	
Front Office	0	0	0	0.0	0	0	0	0.0	0	0	0	0.0	0	3	3	0.1	0	3	3	0.1	
Hospitality Management	0	0	0	0.0	0	0	0	0.0	0	0	0	0.0	0	3	3	0.1	0	3	3	0.1	
Road Transport Management	0	0	0	0.0	0	0	0	0.0	0	0	0	0.0	0	3	3	0.1	0	3	3	0.1	
Fashion & Design	0	0	0	0.0	0	0	0	0.0	0	0	0	0.0	0	2	2	0.1	0	2	2	0.0	
Clerical Operations	0	0	0	0.0	0	1	1	0.1	0	0	0	0.0	0	0	0	0.0	0	1	1	0.0	
Project Management	0	0	0	0.0	0	0	0	0.0	0	0	0	0.0	1	0	1	0.0	1	0	1	0.0	
<b>Total</b>	<b>187</b>	<b>211</b>	<b>398</b>	<b>100.0</b>	<b>236</b>	<b>476</b>	<b>712</b>	<b>100.0</b>	<b>442</b>	<b>521</b>	<b>963</b>	<b>100.0</b>	<b>1184</b>	<b>1244</b>	<b>2428</b>	<b>100.0</b>	<b>2049</b>	<b>2452</b>	<b>4501</b>	<b>100.0</b>	
<b>Grand Total</b>	<b>398</b>				<b>712</b>				<b>963</b>				<b>2428</b>				<b>4501</b>				
<b>%</b>	<b>8.8</b>				<b>15.8</b>				<b>21.4</b>				<b>53.9</b>				<b>100.0</b>				

## 2.10.2 Outturns by Educational Level and Sex in Institutes of Science and Technology in the year 2022.

**Table 17** and **Figure 8** presents the summary of outturns by Skill Level by sex in the Institutes of Science and Technology for the year 2022. Out of the total 4501 outturns in the Institutes of Science and Technology institutions, Diploma training level had the highest number of outturns 2428 (53.9%) followed by Craft, Certificate and Artisan training levels at 963 (21.4%), 712 (15.8%) and 398 (8.8%) respectively. Female outturns dominated at all the levels of training.

**Table 17: Summary of Outturns by Skill Level and Sex in Institutes of Science and Technology in the year 2022**

Skill Level	Sex				Total	%
	Male	%	Female	%		
Diploma	1184	26.3	1244	27.6	2428	<b>53.9</b>
Craft	442	9.8	521	11.6	963	<b>21.4</b>
Certificate	236	5.2	476	10.6	712	<b>15.8</b>
Artisan	187	4.2	211	4.7	398	<b>8.8</b>
<b>Grand Total</b>	<b>2049</b>	<b>45.5</b>	<b>2452</b>	<b>54.5</b>	<b>4501</b>	<b>100.0</b>



**Figure 8: Skill Level by Sex in Institutes of Science and Technology**

## 2.10.3 Summary of Frequencies of Programme and Skill Level in Institutes of Science and Technology in the year 2022

In the reference year, a total of 155 programmes were recorded in the Institutes of Science and Technology. **Table 18** indicates that the most common programmes was Community Development & Social Work by frequency counts 11 followed Human Resource Management at frequency count of 8 out of the total 155 frequency counts. Business Management Food & Beverage and; Information Communication Technology were third at a frequency count of 7 of the totals. Diploma Skill Level was the most common level with a

frequency of 82 (52.9%) followed by Artisan training level at 37 (23.9%) frequency counts of the total.

**Table 18: Summary of Total Programme by Skill Level in Institutes of Science and Technology in the year 2022**

Programme	Skill Level				
	Artisan	Certificate	Craft	Diploma	Grand Total
Community Development & Social Work	0	4	1	6	11
Human Resource Management	0	2	1	5	8
Business Management	0	2	1	4	7
Food & Beverage	2	2	1	2	7
Information Communication Technology	0	2	0	5	7
Building & Construction	0	1	2	3	6
Supply Chain Management	0	2	1	3	6
Accountancy	0	3	0	2	5
Catering & Accommodation	0	2	0	2	4
Cooperative Management	0	2	0	2	4
Land Survey	0	0	2	2	4
Agriculture	1	0	1	1	3
Automotive Engineering	0	1	0	2	3
Civil Engineering	0	0	0	3	3
Electrical & Electronics Engineering (Power Option)	0	1	1	1	3
Electrical & Electronics Engineering (Telecommunication)	0	1	0	2	3
Plumbing	2	0	1	0	3
Store Keeping	3	0	0	0	3
Applied Biology	0	0	0	2	2
Banking & Finance	0	1	0	1	2
Business Administration	0	0	0	2	2
Community Health	0	1	0	1	2
Community Health & Development	0	1	0	1	2
Computer Studies	0	0	0	2	2
Early Childhood Teacher Education	0	1	0	1	2
Fashion Design & Garment Making	1	0	1	0	2
Information Studies	0	0	1	1	2
Information Technology	0	1	1	0	2
Journalism	0	1	0	1	2
Kenya Registered Community Health Nurse	0	0	0	2	2
Mechanics	1	0	1	0	2
Medical Laboratory Technology	0	0	1	1	2
Nutrition & Dietetics	0	0	1	1	2
Petroleum Geoscience	0	0	1	1	2
Tour Guiding & Travel Operation	0	1	1	0	2
Tourism Management	0	0	0	2	2
Agricultural Engineering	0	0	0	1	1
Analytical Chemistry	0	0	0	1	1
Architecture	0	0	0	1	1
Carpentry & Joinery	1	0	0	0	1
Clerical Operations	0	1	0	0	1
Clinical Medicine & Surgery	0	0	0	1	1
Computer Packages	0	1	0	0	1
Credit Management	0	0	0	1	1
Dietetics Management	0	0	0	1	1
Electrical Engineering (Power Option)	0	0	0	1	1
Electrical Installation	1	0	0	0	1
Fashion & Design	0	0	0	1	1

Programme	Skill Level				
	Artisan	Certificate	Craft	Diploma	Grand Total
Fashion Design & Clothing Technology	0	0	0	1	1
Front Office	0	0	0	1	1
Hairdressing & Beauty Therapy	1	0	0	0	1
Hospitality Management	0	0	0	1	1
Masonry	1	0	0	0	1
Mechanical Engineering	0	0	0	1	1
Medical Engineering	0	0	0	1	1
Project Management	0	0	0	1	1
Quantity Survey	0	0	0	1	1
Road Transport Management	0	0	0	1	1
Sales & Marketing	0	1	0	0	1
Science Laboratory Technology	0	1	0	0	1
Secretarial Studies	0	0	1	0	1
Social Work	0	1	0	0	1
Sustainable Agriculture & Rural Development	0	0	0	1	1
Water Technology	0	0	0	1	1
Welding & Fabrication	1	0	0	0	1
<b>Grand Total</b>	<b>15</b>	<b>37</b>	<b>21</b>	<b>82</b>	<b>155</b>
<b>%</b>	<b>9.7</b>	<b>23.9</b>	<b>13.5</b>	<b>52.9</b>	<b>100.0</b>

## **2.11 TECHNICAL TRAINING INSTITUTES**

Technical Training Institutes (TTIs) form an integral part of Kenya's technical, industrial and vocational education and training. Initially, these institutions were started as trade schools with the aim of creating a reservoir of indigenous technical personnel in the country. With the introduction of the 8- 4-4 education system in 1985, the Secondary Technical Schools were eventually converted into the current Technical Training Institutes.

### **2.11.1 Outturns by Programmes and Skill Level in Technical Training Institutes (TTIs) in the year 2022**

**Table 19** presents a summary of outturns by programme and Skill Level in Institutes of Technical Training Institutes (TTIs) for the year 2022. A total of 64232 outturns were recorded where 32320 were male and 31912 were female. During the year, Accommodation Operations had the highest number of outturns at 6.2 % followed by Accountancy, Accounting Management, Accounting Technician and; Aeronautical Engineering at 5.7%, 5.7%, 4.6% and 4.2% respectively.

**Table 19: Summary of Outturns by Programme and Skill Level in Technical Training Institutes (TTIs)**

Programme	Artisan				Certificate				Certificate/GTT1				Certificate/GTT11				Certificate/GTT111				Craft				Diploma				Total		Grand Total	%
	Male	Female	Total	%	Male	Female	Total	%	Male	Female	Total	%	Male	Female	Total	%	Male	Female	Total	%	Male	Female	Total	%	Male	Female	Male	Female				
Accommodation Operations	0	0	0	0	2	5	7	0	0	0	0	0	0	0	0	0	0	0	0	0	0	0	0	0	0	1	1	0	725	324	397	6.2
Accountancy	0	0	0	0	97	109	206	0.9	0	0	0	0	0	0	0	0	0	0	0	0	0	0	0	0	280	436	716	3.6	2883	796	3679	5.7
Accounting Management	0	0	0	0	14	15	29	0.1	0	0	0	0	0	0	0	0	0	0	0	0	0	0	0	0	0	0	0	0	1467	2211	3678	5.7
Accounting Technician	0	0	0	0	34	39	73	0.3	0	0	0	0	0	0	0	0	0	0	0	0	0	0	0	0	49	35	84	0.4	315	2648	2963	4.6
Aeronautical Engineering	0	0	0	0	0	0	0	0	0	0	0	0	0	0	0	0	0	0	0	0	0	0	0	0	133	17	150	0.8	1988	727	2715	4.2
Agribusiness	2	4	6	0.1	4	12	16	0.1	0	0	0	0	0	0	0	0	0	0	0	0	0	0	0	0	0	0	0	0	1230	1134	2364	3.7
Agricultural Engineering	20	9	29	0.2	3	4	7	0	0	0	0	0	0	0	0	0	0	0	0	0	34	20	54	1	14	4	18	0.1	1807	234	2041	3.2
Agriculture	57	82	139	1.2	192	222	414	1.8	0	0	0	0	0	0	0	0	0	0	0	0	94	58	152	2.7	229	177	406	2	530	1388	1918	3
Air Conditioning & Refrigeration	4	1	5	0	11	3	14	0.1	20	4	24	1.2	2	1	3	0.9	0	0	0	0	0	0	0	0	0	0	0	0	1497	251	1748	2.7
Air Travel Operations	0	0	0	0	0	0	0	0	0	0	0	0	0	0	0	0	0	0	0	0	0	0	0	0	3	8	11	0.1	1301	266	1567	2.4
Aircargo Introduction	0	0	0	0	0	0	0	0	0	0	0	0	0	0	0	0	0	0	0	0	0	0	0	0	8	9	17	0.1	201	1351	1552	2.4
Aircraft Maintenance	0	0	0	0	13	8	21	0.1	0	0	0	0	0	0	0	0	0	0	0	0	0	0	0	0	0	0	0	0	621	794	1415	2.2
Airport Operation	0	0	0	0	2	2	4	0	0	0	0	0	0	0	0	0	0	0	0	0	2	3	5	0.1	0	0	0	0	544	869	1413	2.2
Analytical Chemistry	0	0	0	0	0	0	0	0	0	0	0	0	0	0	0	0	0	0	0	0	0	0	0	0	17	29	46	0.2	1104	163	1267	2
Animal Health	0	0	0	0	37	12	49	0.2	0	0	0	0	0	0	0	0	0	0	0	0	0	0	0	0	0	0	0	0	879	380	1259	2
Animal Health & Production	0	0	0	0	83	41	124	0.5	0	0	0	0	0	0	0	0	0	0	0	0	0	0	0	0	37	16	53	0.3	913	204	1117	1.7
Animal Health & Range Management	0	0	0	0	0	0	0	0	0	0	0	0	0	0	0	0	0	0	0	0	0	0	0	0	14	4	18	0.1	572	539	1111	1.7
Animal Production & Management	0	0	0	0	27	13	40	0.2	0	0	0	0	0	0	0	0	0	0	0	0	0	0	0	0	4	7	11	0.1	63	892	955	1.5
Applied Biology	0	0	0	0	0	0	0	0	0	0	0	0	0	0	0	0	0	0	0	0	0	0	0	0	21	30	51	0.3	377	545	922	1.4
Applied Technology	0	0	0	0	0	0	0	0	0	0	0	0	0	0	0	0	0	0	0	0	0	0	0	0	3	6	9	0	332	538	870	1.4
Aquaculture	7	13	20	0.2	5	3	8	0	0	0	0	0	0	0	0	0	0	0	0	0	0	0	0	0	0	0	0	0	735	135	870	1.4



Programme	Artisan				Certificate				Certificate/GTT1				Certificate/GTT11				Certificate/GTT111				Craft				Diploma				Total		Grand Total	%
	Male	Female	Total	%	Male	Female	Total	%	Male	Female	Total	%	Male	Female	Total	%	Male	Female	Total	%	Male	Female	Total	%	Male	Female	Total	%	Male	Female		
Business Management	1	1	2	0	204	260	464	2	0	0	0	0	0	0	0	0	0	0	0	0	19	29	48	0.9	39	50	901	4.5	180	135	315	0.5
Business Studies	15	22	37	0.3	28	30	58	0.3	0	0	0	0	0	0	0	0	0	0	0	0	0	1	1	0	17	38	55	0.3	109	201	310	0.5
Business Techniques	0	0	0	0	2	5	7	0	0	0	0	0	0	0	0	0	0	0	0	0	0	0	0	0	0	0	0	0	85	218	303	0.5
Cabin Crew	0	0	0	0	0	6	6	0	0	0	0	0	0	0	0	0	0	0	0	0	3	17	20	0.4	32	19	230	1.2	59	242	301	0.5
Cabinet Making	0	0	0	0	2	0	2	0	0	0	0	0	0	0	0	0	0	0	0	0	0	0	0	0	0	0	0	0	99	196	295	0.5
Cake Making & Decoration	0	0	0	0	0	20	20	0.1	0	0	0	0	0	0	0	0	0	0	0	0	0	0	0	0	0	0	0	0	170	120	290	0.5
Carpentry & Joinery	19	0	19	0.2	9	0	9	0	1	0	1	0	8	0	8	2.3	27	10	37	2.1	21	0	21	0.4	0	0	0	0	56	223	279	0.4
Catering	0	0	0	0	10	59	69	0.3	0	0	0	0	0	0	0	0	0	0	0	0	0	0	0	0	17	16	33	0.2	239	38	277	0.4
Catering & Accommodation	0	0	0	0	149	113	128	5.7	0	0	0	0	0	0	0	0	0	0	0	0	0	0	0	0	52	21	266	1.3	237	39	276	0.4
Catering & Accommodation Management	0	0	0	0	1	1	2	0	0	0	0	0	0	0	0	0	0	0	0	0	0	0	0	0	0	0	0	0	243	27	270	0.4
Certified Accounts 3&4	0	0	0	0	5	5	10	0	0	0	0	0	0	0	0	0	0	0	0	0	0	0	0	0	0	0	0	0	85	176	261	0.4
Certified Finance Analyst	0	0	0	0	5	6	11	0	0	0	0	0	0	0	0	0	0	0	0	0	0	0	0	0	0	0	0	0	35	221	256	0.4
Certified Information System Audit (CISA)	0	0	0	0	5	2	7	0	0	0	0	0	0	0	0	0	0	0	0	0	0	0	0	0	0	0	0	0	114	138	252	0.4
Certified Information System Manager (CISM)	0	0	0	0	3	0	3	0	0	0	0	0	0	0	0	0	0	0	0	0	0	0	0	0	0	0	0	0	82	168	250	0.4
Certified Procurement & Supply Professional of Kenya (CPSP-K)	0	0	0	0	0	1	1	0	0	0	0	0	0	0	0	0	0	0	0	0	0	0	0	0	0	0	0	0	89	147	236	0.4
Certified Professional Accountant	0	0	0	0	4	5	9	0	0	0	0	0	0	0	0	0	0	0	0	0	0	0	0	0	0	0	0	0	49	183	232	0.4
Certified Public Accountant (CPA)	0	0	0	0	180	135	315	1.4	0	0	0	0	0	0	0	0	0	0	0	0	0	0	0	0	0	0	0	0	152	68	220	0.3
Chemical Dependency &	0	0	0	0	11	7	18	0.1	0	0	0	0	0	0	0	0	0	0	0	0	0	0	0	0	11	16	27	0.1	53	166	219	0.3



Programme	Artisan				Certificate				Certificate/GTT1				Certificate/GTT11				Certificate/GTT111				Craft				Diploma				Total		Grand Total	%				
	Male	Female	Total	%	Male	Female	Total	%	Male	Female	Total	%	Male	Female	Total	%	Male	Female	Total	%	Male	Female	Total	%	Male	Female	Total	%	Male	Female						
Computer Networking & Security	0	0	0	0	0	0	0	0	0	2	2	0.1	0	0	0	0	0	0	0	0	0	0	0	0	0	0	0	0	0	0	0	0	45	66	111	0.2
Computer Operator	0	0	0	0	0	0	0	0	0	1	1	0	1	0	1	0.3	15	12	27	1.6	22	25	24	4.5	0	0	0	0	0	0	0	0	71	37	108	0.2
Computer Packages	14	28	42	0.4	145	218	363	1.6	0	0	0	0	0	0	0	0	0	0	0	0	0	0	0	0	0	0	0	0	0	0	0	0	27	75	102	0.2
Computer Science	0	0	0	0	2	1	3	0	0	0	0	0	0	0	0	0	0	0	0	0	0	0	0	0	14	12	26	0.1	97	5	102	0.2				
Computer Studies	0	0	0	0	0	0	0	0	0	0	0	0	0	0	0	0	0	0	0	0	0	0	0	0	27	14	41	0.2	21	78	99	0.2				
Computer Technology	0	0	0	0	0	0	0	0	0	0	0	0	0	0	0	0	0	0	0	0	0	0	0	0	11	7	18	0.1	42	57	99	0.2				
Computerized Secretarial Studies	0	0	0	0	0	2	2	0	0	0	0	0	0	0	0	0	0	0	0	0	0	0	0	0	0	0	0	0	86	10	96	0.1				
Computing & Information Communication Technology	0	0	0	0	0	0	0	0	0	0	0	0	0	0	0	0	0	0	0	0	0	0	0	0	28	38	66	0.3	85	10	95	0.1				
Construction Plant Mechanic	0	0	0	0	28	0	28	0.1	88	10	98	4.9	0	0	0	0	0	0	0	0	0	0	0	0	0	0	0	0	23	72	95	0.1				
Cookery	0	0	0	0	0	0	0	0	0	0	0	0	0	0	0	0	0	2	2	0.1	0	0	0	0	0	0	0	0	45	48	93	0.1				
Cookery & Bakery	9	4	13	0.1	0	0	0	0	0	0	0	0	0	0	0	0	0	0	0	0	0	0	0	0	0	0	0	0	60	33	93	0.1				
Cooperative Management	0	0	0	0	7	18	25	0.1	0	0	0	0	0	0	0	0	0	0	0	0	0	0	0	0	21	35	56	0.3	43	46	89	0.1				
Cosmetology	0	0	0	0	61	227	288	1.3	0	0	0	0	0	0	0	0	0	0	0	0	0	0	0	0	29	24	278	1.4	32	55	87	0.1				
Counselling	0	0	0	0	0	0	0	0	0	0	0	0	0	0	0	0	0	0	0	0	0	0	0	0	1	0	1	0	53	32	85	0.1				
Counselling & Psychology	11	10	21	0.2	17	54	71	0.3	0	0	0	0	0	0	0	0	0	0	0	0	0	0	0	0	57	15	211	1.1	55	28	83	0.1				
Coxswain	0	0	0	0	66	0	66	0.3	0	0	0	0	0	0	0	0	0	0	0	0	0	0	0	0	0	0	0	0	28	53	81	0.1				
Criminology	0	0	0	0	2	14	16	0.1	0	0	0	0	0	0	0	0	0	0	0	0	0	0	0	0	7	21	28	0.1	50	30	80	0.1				
Culinary Arts	0	0	0	0	5	8	13	0.1	0	0	0	0	0	0	0	0	0	0	0	0	0	0	0	0	4	4	8	0	41	39	80	0.1				
Custom Administration	0	0	0	0	7	4	11	0	0	0	0	0	0	0	0	0	0	0	0	0	0	0	0	0	38	44	82	0.4	19	61	80	0.1				
Cyber Security Analyst	0	0	0	0	4	2	6	0	0	0	0	0	0	0	0	0	0	0	0	0	0	0	0	0	0	0	0	0	41	37	78	0.1				

Programme	Artisan				Certificate				Certificate/GTT1				Certificate/GTT11				Certificate/GTT111				Craft				Diploma				Total		Grand Total	%				
	Male	Female	Total	%	Male	Female	Total	%	Male	Female	Total	%	Male	Female	Total	%	Male	Female	Total	%	Male	Female	Total	%	Male	Female	Total	%	Male	Female						
Dairy Management	6	3	9	0.1	0	0	0	0	0	0	0	0	0	0	0	0	0	0	0	0	0	0	0	0	0	0	0	0	0	0	0	0	40	35	75	0.1
Dietetics Management	0	0	0	0	0	0	0	0	0	0	0	0	0	0	0	0	0	0	0	0	3	18	21	0.4	8	29	37	0.2	33	40	73	0.1				
Digital Literacy	0	0	0	0	1	1	2	0	0	0	0	0	0	0	0	0	0	0	0	0	0	0	0	0	0	0	0	0	40	33	73	0.1				
Drawing & Painting	0	0	0	0	16	3	19	0.1	0	0	0	0	0	0	0	0	0	0	0	0	0	0	0	0	6	1	7	0	17	54	71	0.1				
Dress Making	28	109	137	1.1	0	14	14	0.1	0	0	0	0	0	0	0	0	67	47	114	6.6	4	25	29	0.5	0	1	1	0	52	18	70	0.1				
Driving	0	0	0	0	400	350	750	3.3	13	5	18	0.9	0	0	0	0	0	0	0	0	0	0	0	0	0	0	0	0	40	30	70	0.1				
Driving & Plant Operator	0	0	0	0	50	30	80	0.4	0	0	0	0	0	0	0	0	0	0	0	0	0	0	0	0	0	0	0	0	16	51	67	0.1				
Early Childhood Teacher Education	0	0	0	0	29	82	111	0.5	0	0	0	0	0	0	0	0	0	0	0	0	0	0	0	0	56	94	150	0.8	28	38	66	0.1				
East Africa Freight Forwarding Practicing	0	0	0	0	74	69	143	0.6	0	0	0	0	0	0	0	0	0	0	0	0	0	0	0	0	0	0	0	0	66	0	66	0.1				
Electrical & Electronics Engineering	516	68	584	4.9	423	72	495	2.2	0	0	0	0	0	0	0	0	23	0	23	1.3	26	45	309	5.6	27	1	66	337	1.7	17	48	65	0.1			
Electrical & Electronics Engineering (Instrumentation & Control)	0	0	0	0	0	0	0	0	0	0	0	0	0	0	0	0	0	0	0	0	0	0	0	0	23	12	35	0.2	32	33	65	0.1				
Electrical & Electronics Engineering (Power Option)	71	11	82	0.7	67	18	85	0.4	0	0	0	0	0	0	0	0	0	0	0	0	12	13	134	2.4	11	1	34	145	0.7	60	4	64	0.1			
Electrical & Electronics Engineering (Telecommunication)	0	0	0	0	10	8	18	0.1	0	0	0	0	0	0	0	0	0	0	0	0	0	0	0	0	9	9	18	0.1	15	48	63	0.1				
Electrical & Electronics Technology	2	0	2	0	3	3	6	0	0	0	0	0	0	0	0	0	0	0	0	0	2	0	2	0	0	0	0	0	11	47	58	0.1				
Electrical & Electronics Technology (Power Option)	0	0	0	0	0	0	0	0	0	0	0	0	0	0	0	0	0	0	0	0	46	1	47	0.8	0	0	0	0	16	40	56	0.1				

Programme	Artisan				Certificate				Certificate/GTT1				Certificate/GTT11				Certificate/GTT111				Craft				Diploma				Total		Grand Total	%		
	Male	Female	Total	%	Male	Female	Total	%	Male	Female	Total	%	Male	Female	Total	%	Male	Female	Total	%	Male	Female	Total	%	Male	Female	Total	%	Male	Female				
Electrical Engineering	53	12	65	0.5	40	5	45	0.2	0	0	0	0	0	0	0	0	0	0	0	0	81	23	104	1.9	24	11	35	1.8	25	31	56	0.1		
Electrical Engineering (Power Option)	0	0	0	0	104	22	126	0.6	0	0	0	0	0	0	0	0	0	0	0	0	96	11	107	1.9	37	6	43	0.2	21	34	55	0.1		
Electrical Installation	146	185	165	13.8	91	16	107	0.5	43	1	44	2.2	3	3	3	11.4	10	6	2	10	8	6.2	34	15	49	0.9	31	12	43	0.2	29	25	54	0.1
Electrical Technology	0	0	0	0	26	5	31	0.1	0	0	0	0	0	0	0	0	0	0	0	0	0	0	0	0	0	0	0	0	26	28	54	0.1		
Electrical Wireman	51	12	63	0.5	48	0	48	0.2	35	0	35	1.7	2	2	3	7.3	53	19	72	4.1	88	0	88	1.6	0	0	0	0	48	5	53	0.1		
Electrical Wiring	5	0	5	0	0	0	0	0	0	0	0	0	0	0	0	0	0	0	0	0	0	0	0	0	0	0	0	0	23	30	53	0.1		
Embroidery	0	0	0	0	0	1	1	0	0	0	0	0	0	0	0	0	0	0	0	0	0	0	0	0	0	0	0	0	31	20	51	0.1		
Emergency Medical Technician	0	0	0	0	1	1	2	0	0	0	0	0	0	0	0	0	0	0	0	0	0	0	0	0	0	0	0	0	21	30	51	0.1		
Entrepreneurship Development	0	0	0	0	2	2	4	0	0	0	0	0	0	0	0	0	0	0	0	0	0	0	0	0	3	2	5	0	41	10	51	0.1		
Environmental Management	0	0	0	0	0	0	0	0	0	0	0	0	0	0	0	0	0	0	0	0	0	0	0	0	14	28	42	0.2	22	29	51	0.1		
Environmental Science	0	0	0	0	0	0	0	0	0	0	0	0	0	0	0	0	0	0	0	0	0	0	0	0	0	3	3	0	9	42	51	0.1		
Esthetics	0	0	0	0	0	0	0	0	0	0	0	0	0	0	0	0	0	0	0	0	0	0	0	0	3	2	5	0	31	20	51	0.1		
Event Decoration & Flower Arrangement	0	0	0	0	0	2	2	0	0	0	0	0	0	0	0	0	0	0	0	0	0	0	0	0	0	0	0	0	20	30	50	0.1		
Events Management	0	0	0	0	1	10	11	0	0	0	0	0	0	0	0	0	0	0	0	0	0	0	0	0	0	0	0	0	20	30	50	0.1		
Fashion & Design	31	86	117	1	9	134	143	0.6	2	25	27	1.3	0	0	0	0	2	54	56	3.2	3	83	86	1.5	50	19	3	243	1.2	37	12	49	0.1	
Fashion Design & Clothing Technology	0	0	0	0	0	0	0	0	0	0	0	0	0	0	0	0	0	0	0	0	1	0	1	0	3	21	24	0.1	20	28	48	0.1		
Fashion Design & Garment Making	14	235	249	2.1	17	109	126	0.6	7	77	84	4.2	3	5	6	17.6	13	71	84	4.8	16	71	87	1.6	4	46	50	0.3	46	1	47	0.1		
Fisheries	0	0	0	0	0	0	0	0	0	0	0	0	0	0	0	0	0	0	0	0	1	2	3	0.1	0	0	0	0	25	22	47	0.1		
Fisheries & Aquatic Sciences	0	0	0	0	0	0	0	0	0	0	0	0	0	0	0	0	0	0	0	0	0	0	0	0	22	29	51	0.3	37	9	46	0.1		

Programme	Artisan				Certificate				Certificate/GTT1				Certificate/GTT11				Certificate/GTT111				Craft				Diploma				Total		Grand Total	%
	Male	Female	Total	%	Male	Female	Total	%	Male	Female	Total	%	Male	Female	Total	%	Male	Female	Total	%	Male	Female	Total	%	Male	Female	Total	%	Male	Female		
Fitness Science	0	0	0	0	0	0	0	0	0	0	0	0	0	0	0	0	0	0	0	0	0	0	0	0	60	33	93	0.5	17	29	46	0.1
Fitter Turner	0	0	0	0	0	0	0	0	0	0	0	0	0	0	0	0	0	0	0	0	3	1	4	0.1	0	0	0	0	40	6	46	0.1
Flight Dispatch	0	0	0	0	0	0	0	0	0	0	0	0	0	0	0	0	0	0	0	0	0	0	0	0	9	2	11	0.1	20	25	45	0.1
Flight Operations	0	0	0	0	40	23	63	0.3	0	0	0	0	0	0	0	0	0	0	0	0	0	0	0	0	25	28	53	0.3	22	23	45	0.1
Food & Beverage	301	161	191	16	183	620	803	3.5	3	0	3	0.1	0	0	0	0	4	7	11	0.6	89	51	60	10.9	14	48	634	3.2	3	41	44	0.1
Food Processing	3	38	41	0.3	0	0	0	0	0	0	0	0	0	0	0	0	0	0	0	0	0	0	0	0	0	0	0	0	30	14	44	0.1
Food Processing & Preservation Technology	0	0	0	0	5	37	42	0.2	0	0	0	0	0	0	0	0	0	0	0	0	0	0	0	0	10	11	21	0.1	9	35	44	0.1
Food Processing Technology	0	0	0	0	0	2	2	0	0	13	13	0.6	0	0	0	0	0	0	0	0	3	4	7	0.1	0	0	0	0	34	10	44	0.1
Food Production	0	0	0	0	11	42	53	0.2	0	0	0	0	0	0	0	0	0	0	0	0	0	0	0	0	12	30	42	0.2	29	14	43	0.1
Food Production Culinary Arts	1	4	5	0	2	4	6	0	0	0	0	0	0	0	0	0	0	0	0	0	0	0	0	0	3	5	8	0	14	28	42	0.1
Food Science & Processing Technology	0	0	0	0	0	0	0	0	0	0	0	0	0	0	0	0	0	0	0	0	1	1	2	0	0	0	0	0	23	19	42	0.1
Food Science Technology	0	0	0	0	0	0	0	0	0	0	0	0	0	0	0	0	0	0	0	0	9	42	51	0.9	0	0	0	0	27	14	41	0.1
Food Service	0	0	0	0	0	0	0	0	0	0	0	0	0	0	0	0	0	9	9	0.5	0	0	0	0	0	0	0	0	3	38	41	0.1
Food Technology	0	0	0	0	0	0	0	0	0	0	0	0	5	3	4	12.6	0	0	0	0	0	0	0	0	16	40	56	0.3	13	28	41	0.1
Footwear Design & Technology	0	0	0	0	2	3	5	0	0	0	0	0	0	0	0	0	0	0	0	0	0	0	0	0	0	0	0	0	18	22	40	0.1
Foreign Language	0	0	0	0	3	10	13	0.1	0	0	0	0	0	0	0	0	0	0	0	0	0	0	0	0	0	0	0	0	15	25	40	0.1
Forestry	0	0	0	0	19	27	46	0.2	0	0	0	0	0	0	0	0	0	0	0	0	0	0	0	0	26	39	65	0.3	27	12	39	0.1
Forklift Operator	0	0	0	0	86	10	96	0.4	0	0	0	0	0	0	0	0	0	0	0	0	0	0	0	0	0	0	0	0	16	22	38	0.1
Front Office Administration	0	0	0	0	0	0	0	0	0	2	2	0.1	0	0	0	0	0	0	0	0	0	0	0	0	0	0	0	0	13	24	37	0.1
Front Office	3	2	5	0	0	0	0	0	0	0	0	0	0	0	0	0	0	0	0	0	1	0	1	0	1	6	7	0	3	34	37	0.1

Programme	Artisan				Certificate				Certificate/GTT1				Certificate/GTT11				Certificate/GTT111				Craft				Diploma				Total		Grand Total	%
	Male	Female	Total	%	Male	Female	Total	%	Male	Female	Total	%	Male	Female	Total	%	Male	Female	Total	%	Male	Female	Total	%	Male	Female	Total	%	Male	Female		
Front Office Operation & Administration	0	0	0	0	0	0	0	0	0	0	0	0	0	0	0	0	0	0	0	0	0	0	0	0	1	1	2	0	19	17	36	0.1
Front Office Operations	0	0	0	0	0	1	1	0	0	0	0	0	0	0	0	0	0	0	0	0	0	0	0	0	0	0	0	0	20	16	36	0.1
Garment Making	0	5	5	0	0	0	0	0	0	0	0	0	0	0	0	0	0	0	0	0	0	0	0	0	0	0	0	0	21	15	36	0.1
General Fitter	1	0	1	0	0	0	0	0	0	0	0	0	0	0	0	0	0	0	0	0	0	0	0	0	0	0	0	0	23	12	35	0.1
Graduate Record Exam	0	0	0	0	4	3	7	0	0	0	0	0	0	0	0	0	0	0	0	0	0	0	0	0	0	0	0	0	0	35	35	0.1
Graphic Design	0	0	0	0	16	8	24	0.1	0	0	0	0	0	0	0	0	0	0	0	0	0	0	0	0	13	6	19	0.1	14	20	34	0.1
Guidance & Counselling	0	0	0	0	5	3	8	0	0	0	0	0	0	0	0	0	0	0	0	0	0	0	0	0	1	2	3	0	5	27	32	0
Hairdressing & Beauty Therapy	207	843	1050	8.8	46	709	755	3.3	9	469	478	23.8	0	23	23	6.7	39	462	501	28.8	0	27	27	0.5	14	115	129	0.6	26	5	31	0
Health Records	0	0	0	0	14	20	34	0.1	0	0	0	0	0	0	0	0	0	0	0	0	0	0	0	0	0	0	0	0	11	20	31	0
Health Records & Information Technology	0	0	0	0	13	28	41	0.2	0	0	0	0	0	0	0	0	0	0	0	0	0	0	0	0	20	12	32	0.2	14	15	29	0
Health Science	0	0	0	0	0	0	0	0	0	0	0	0	0	0	0	0	0	0	0	0	0	0	0	0	10	13	23	0.1	16	13	29	0
Health Service Support	0	4	4	0	0	0	0	0	0	0	0	0	0	0	0	0	0	0	0	0	0	0	0	0	0	0	0	0	29	0	29	0
Holistic Therapy	0	0	0	0	2	4	6	0	0	0	0	0	0	0	0	0	0	0	0	0	0	0	0	0	2	4	6	0	12	16	28	0
Homecare Management	0	0	0	0	3	34	37	0.2	0	0	0	0	0	0	0	0	0	0	0	0	0	0	0	0	0	0	0	0	25	3	28	0
Horticulture	16	22	38	0.3	0	0	0	0	0	0	0	0	0	0	0	0	0	0	0	0	0	0	0	0	0	0	0	0	8	19	27	0
Hospitality	10	29	39	0.3	21	46	67	0.3	0	0	0	0	0	0	0	0	0	0	0	0	0	0	0	0	62	148	210	1.1	22	4	26	0
Hospitality & Tourism Management	0	0	0	0	2	8	10	0	0	0	0	0	0	0	0	0	0	0	0	0	0	0	0	0	29	83	112	0.6	6	20	26	0
Hospitality Management	0	0	0	0	2	2	4	0	0	0	0	0	0	0	0	0	0	0	0	0	0	0	0	0	14	124	138	0.7	4	21	25	0
Hotel & Catering	0	0	0	0	6	20	26	0.1	0	0	0	0	0	0	0	0	0	0	0	0	0	0	0	0	11	28	39	0.2	11	14	25	0
Hotel & Catering Supervision	1	3	4	0	1	7	8	0	0	0	0	0	0	0	0	0	0	0	0	0	0	0	0	0	0	0	0	0	9	15	24	0
Hotel & Institution Management	0	0	0	0	0	0	0	0	0	0	0	0	0	0	0	0	0	0	0	0	0	0	0	0	0	1	1	0	17	7	24	0

Programme	Artisan				Certificate				Certificate/GTT1				Certificate/GTT11				Certificate/GTT111				Craft				Diploma				Total		Grand Total	%	
	Male	Female	Total	%	Male	Female	Total	%	Male	Female	Total	%	Male	Female	Total	%	Male	Female	Total	%	Male	Female	Total	%	Male	Female	Total	%	Male	Female			
House Keeping	0	0	0	0	0	0	0	0	0	0	0	0	0	0	0	0	0	0	0	0	0	0	0	2	1	3	0	10	13	23	0		
House Keeping & Laundry	0	0	0	0	1	3	4	0	0	0	0	0	0	0	0	0	0	0	0	0	0	0	0	0	3	3	0	18	5	23	0		
House Keeping Management	0	0	0	0	1	5	6	0	0	0	0	0	1	1	4.4	0	0	0	0	0	0	0	0	0	0	0	0	6	16	22	0		
Human Resource Management	0	0	0	0	101	133	234	1	0	0	0	0	0	0	0	0	0	0	0	0	20	38	58	1	21	36	578	2	9	4	18	22	0
Information Communication Technology	26	36	62	0.5	414	401	815	3.6	17	43	60	3	0	0	0	0	0	0	0	85	88	173	3.1	68	56	125	6	3	19	22	0		
Information Science	0	0	0	0	32	124	156	0.7	0	0	0	0	0	0	0	0	0	0	0	10	40	50	0.9	38	10	142	0	7	14	8	22	0	
Information Studies	0	0	0	0	13	86	99	0.4	0	0	0	0	0	0	0	0	0	0	0	16	25	41	0.7	27	11	139	0	7	13	8	21	0	
Information Technology	0	0	0	0	41	37	78	0.3	0	0	0	0	0	0	0	0	0	0	0	61	61	122	2.2	11	66	184	0	9	12	21	0		
Information Technology Infrastructure Library	0	0	0	0	1	3	4	0	0	0	0	0	0	0	0	0	0	0	0	0	0	0	0	0	0	0	0	1	20	21	0		
Institutional & Hospitality Management	45	188	233	1.9	30	165	195	0.9	0	0	0	0	0	0	0	0	0	0	0	0	0	0	0	39	73	112	0	6	16	5	21	0	
Instrumentation & Control Engineering	0	0	0	0	0	0	0	0	0	0	0	0	0	0	0	0	0	0	0	0	0	0	0	1	0	1	0	7	14	21	0		
Interior Decoration	0	0	0	0	0	2	2	0	0	0	0	0	0	0	0	0	0	0	0	0	0	0	0	0	0	0	0	4	16	20	0		
Interior Design	0	0	0	0	10	18	28	0.1	0	0	0	0	0	0	0	0	0	0	0	0	0	0	0	6	22	28	0	1	0	20	20	0	
International Computer Driving License	0	0	0	0	25	31	56	0.2	0	0	0	0	0	0	0	0	0	0	0	0	0	0	0	0	0	0	0	3	17	20	0		
International Freight Management	0	0	0	0	0	0	0	0	0	0	0	0	0	0	0	0	0	0	0	0	0	0	0	6	4	10	0	1	10	9	19	0	
Internet & Computer Certification	0	0	0	0	0	0	0	0	32	55	87	4.3	0	0	0	0	0	0	0	0	0	0	0	0	0	0	0	13	6	19	0		
Java Programming	0	0	0	0	4	0	4	0	0	0	0	0	0	0	0	0	0	0	0	0	0	0	0	0	0	0	0	6	13	19	0		
Journalism	0	0	0	0	11	9	20	0.1	0	0	0	0	0	0	0	0	0	0	0	0	0	0	0	59	73	132	0	7	11	8	19	0	

Programme	Artisan				Certificate				Certificate/GTT1				Certificate/GTT11				Certificate/GTT111				Craft				Diploma				Total		Grand Total	%
	Male	Female	Total	%	Male	Female	Total	%	Male	Female	Total	%	Male	Female	Total	%	Male	Female	Total	%	Male	Female	Total	%	Male	Female	Total	%	Male	Female		
Journalism & Mass Communication	0	0	0	0	28	18	46	0.2	0	0	0	0	0	0	0	0	0	0	0	0	0	0	0	0	46	35	81	0.4	12	7	19	0
Journalism & Mass Media	0	0	0	0	0	0	0	0	0	0	0	0	0	0	0	0	0	0	0	0	0	0	0	0	0	1	1	0	14	4	18	0
Journalism & Media Studies	0	0	0	0	23	12	35	0.2	0	0	0	0	0	0	0	0	0	0	0	0	0	0	0	0	66	135	201	1	9	9	18	0
Journalism & Public Relations	0	0	0	0	0	0	0	0	0	0	0	0	0	0	0	0	0	0	0	0	0	0	0	0	40	35	75	0.4	11	7	18	0
Kenya Accounting Technician	0	0	0	0	0	0	0	0	0	0	0	0	0	0	0	0	0	0	0	0	0	0	0	0	4	10	14	0.1	8	9	17	0
Kenya Registered Community Health Nurse	0	0	0	0	0	0	0	0	0	0	0	0	0	0	0	0	0	0	0	0	0	0	0	0	29	25	54	0.3	12	5	17	0
Kenya Registered Nursing	0	0	0	0	0	0	0	0	0	0	0	0	0	0	0	0	0	0	0	0	0	0	0	0	18	22	40	0.2	11	6	17	0
Kenya Registered Nursing & Midwifery	0	0	0	0	0	0	0	0	0	0	0	0	0	0	0	0	0	0	0	0	0	0	0	0	109	201	310	1.6	15	0	15	0
Laboratory Science	0	0	0	0	11	20	31	0.1	0	0	0	0	0	0	0	0	0	0	0	0	0	0	0	0	0	0	0	0	2	13	15	0
Land Survey	0	0	0	0	26	32	58	0.3	0	0	0	0	0	0	0	0	0	0	0	0	74	83	157	2.8	141	102	243	1.2	4	10	14	0
Laundry & Dry Cleaning	0	0	0	0	0	0	0	0	0	0	0	0	0	0	0	0	0	0	0	0	0	0	0	0	1	1	2	0	9	4	13	0
Leadership Ministry	0	0	0	0	21	34	55	0.2	0	0	0	0	0	0	0	0	0	0	0	0	0	0	0	0	0	0	0	0	3	10	13	0
Leather Technology	0	0	0	0	0	0	0	0	0	0	0	0	0	0	0	0	0	0	0	0	0	0	0	0	3	5	8	0	5	8	13	0
Library & Information	0	0	0	0	1	3	4	0	0	0	0	0	0	0	0	0	0	0	0	0	0	0	0	0	0	0	0	0	4	8	12	0
Library & Information Science	0	0	0	0	6	0	6	0	0	0	0	0	0	0	0	0	0	0	0	0	0	0	0	0	20	28	48	0.2	2	10	12	0
Library Information Studies	0	0	0	0	1	0	1	0	0	0	0	0	0	0	0	0	0	0	0	0	0	0	0	0	7	19	26	0.1	4	8	12	0
Library Science	0	0	0	0	0	0	0	0	0	0	0	0	0	0	0	0	0	0	0	0	1	4	5	0.1	0	0	0	0	3	8	11	0
Library Studies	0	0	0	0	1	1	2	0	0	0	0	0	0	0	0	0	0	0	0	0	0	0	0	0	0	3	3	0	5	6	11	0
Light Motor Vehicle Mechanics	0	0	0	0	0	0	0	0	0	0	0	0	0	0	0	0	8	0	8	0.5	0	0	0	0	0	0	0	0	1	10	11	0

Programme	Artisan				Certificate				Certificate/GTT1				Certificate/GTT11				Certificate/GTT111				Craft				Diploma				Total		Grand Total	%
	Male	Female	Total	%	Male	Female	Total	%	Male	Female	Total	%	Male	Female	Total	%	Male	Female	Total	%	Male	Female	Total	%	Male	Female	Total	%	Male	Female		
Make-up & Eyebrow Shaping	0	0	0	0	0	0	0	0	2	6	8	0.4	0	0	0	0	0	0	0	0	0	0	0	0	0	0	0	0	9	2	11	0
Marine Engineering	0	0	0	0	0	0	0	0	0	0	0	0	0	0	0	0	0	0	0	5	2	7	0.1	13	3	16	0.1	6	5	11	0	
Maritime Transport & Logistics	0	0	0	0	0	0	0	0	0	0	0	0	0	0	0	0	0	0	0	5	3	8	0.1	18	16	34	0.2	5	6	11	0	
Marketing Management	0	0	0	0	5	8	13	0.1	0	0	0	0	0	0	0	0	0	0	0	0	0	0	0	6	6	12	0.1	7	4	11	0	
Masonry	565	41	606	5.1	26	0	26	0.1	4	0	4	0.2	4	8	4	14.4	93	8	101	5.8	19	0	19	0.3	0	0	0	0	2	9	11	0
Mass Communication	0	0	0	0	0	0	0	0	0	0	0	0	0	0	0	0	0	0	0	0	0	0	0	15	25	40	0.2	5	5	10	0	
Mechanical Engineering	162	9	171	1.4	13	0	13	0.1	0	0	0	0	0	0	0	0	58	0	58	3.3	76	7	83	1.5	163	46	209	1	7	3	10	0
Mechanics	422	47	469	3.9	33	6	39	0.2	66	6	72	3.6	0	0	0	0	58	5	63	3.6	0	0	0	0	0	0	0	6	4	10	0	
Medical Engineering	0	0	0	0	0	0	0	0	0	0	0	0	0	0	0	0	0	0	0	0	0	0	0	55	28	83	0.4	8	2	10	0	
Medical Laboratory	0	0	0	0	0	0	0	0	0	0	0	0	0	0	0	0	0	0	0	0	0	0	0	11	6	17	0.1	7	3	10	0	
Mental Health	0	0	0	0	0	0	0	0	3	3	6	0.3	0	0	0	0	0	0	0	0	0	0	0	0	0	0	0	4	5	9	0	
Metal Work	0	0	0	0	2	1	3	0	0	0	0	0	0	0	0	0	0	0	0	0	0	0	0	0	0	0	0	3	6	9	0	
Microsoft Azure	0	0	0	0	3	0	3	0	0	0	0	0	0	0	0	0	0	0	0	0	0	0	0	0	0	0	0	4	5	9	0	
Microsoft Office Proficiency	0	0	0	0	20	16	36	0.2	0	0	0	0	0	0	0	0	0	0	0	0	0	0	0	0	0	0	0	4	5	9	0	
Mindful Self Compassion	6	20	26	0.2	0	0	0	0	0	0	0	0	0	0	0	0	0	0	0	0	0	0	0	0	0	0	0	6	3	9	0	
Motor Vehicle Electrician	41	1	42	0.4	1	4	5	0	0	0	0	0	0	0	0	0	4	0	4	0.2	2	0	2	0	0	0	0	0	0	0	0	0
Motor Vehicle Mechanics	311	30	341	2.8	11	0	11	0	4	1	5	0.2	3	2	3	9.7	45	4	49	2.8	50	2	52	0.9	0	0	0	0	0	9	9	0
Museums & Heritage	0	0	0	0	5	6	11	0	0	0	0	0	0	0	0	0	0	0	0	0	0	0	0	0	0	0	0	3	6	9	0	
Music Production	0	0	0	0	0	0	0	0	0	0	0	0	0	0	0	0	0	0	0	0	0	0	0	7	4	11	0.1	2	6	8	0	
Nail Technology	3	7	10	0.1	15	15	30	0.1	2	6	8	0.4	0	0	0	0	0	0	0	0	0	0	0	0	0	0	0	3	5	8	0	
National Computing Council	0	0	0	0	0	0	0	0	0	0	0	0	0	0	0	0	0	0	0	0	0	0	0	16	5	21	0.1	8	0	8	0	
Nature Interpretation &	0	0	0	0	23	30	53	0.2	0	0	0	0	0	0	0	0	0	0	0	0	0	0	0	0	0	0	0	2	6	8	0	



Programme	Artisan				Certificate				Certificate/GTT1				Certificate/GTT11				Certificate/GTT111				Craft				Diploma				Total		Grand Total	%				
	Male	Female	Total	%	Male	Female	Total	%	Male	Female	Total	%	Male	Female	Total	%	Male	Female	Total	%	Male	Female	Total	%	Male	Female	Total	%	Male	Female						
Proficiency In Survival Craft & Rescue Boats	0	0	0	0	97	5	102	0.4	0	0	0	0	0	0	0	0	0	0	0	0	0	0	0	0	0	0	0	0	0	0	0	0	3	1	4	0
Project Management	0	0	0	0	14	8	22	0.1	0	0	0	0	0	0	0	0	0	0	0	0	0	0	0	0	63	67	130	0.7	0	4	4	0	4	4	4	0
Public Relations	0	0	0	0	0	0	0	0	0	0	0	0	0	0	0	0	0	0	0	0	0	0	0	0	1	4	5	0	1	3	4	0	4	0	4	0
Public Relations Management	0	0	0	0	0	0	0	0	0	0	0	0	0	0	0	0	0	0	0	0	0	0	0	0	3	4	7	0	4	0	4	0	4	0	4	0
Python Programme	0	0	0	0	8	2	10	0	0	0	0	0	0	0	0	0	0	0	0	0	0	0	0	0	0	0	0	0	1	3	4	0	4	0	4	0
Quantity Survey	0	0	0	0	0	0	0	0	0	0	0	0	0	0	0	0	0	0	0	0	10	4	14	0.3	43	28	71	0.4	2	2	4	0	4	0	4	0
Records Management	0	0	0	0	0	0	0	0	0	0	0	0	0	0	0	0	0	0	0	0	0	0	0	0	1	0	1	0	0	4	4	0	4	0	4	0
Road Construction	0	0	0	0	15	6	21	0.1	0	0	0	0	0	0	0	0	0	0	0	0	37	12	49	0.9	0	0	0	0	4	0	4	0	4	0	4	0
Sales & Marketing	0	1	1	0	27	27	54	0.2	0	0	0	0	0	0	0	0	0	0	0	0	2	1	3	0.1	11	4	15	0.1	3	0	3	0	3	0	3	0
Salesmanship	42	57	99	0.8	0	0	0	0	0	0	0	0	0	0	0	0	0	0	0	0	0	0	0	0	0	0	0	0	0	3	3	0	3	0	3	0
Science Laboratory Technology	0	0	0	0	21	53	74	0.3	0	0	0	0	0	0	0	0	0	0	0	0	30	60	90	1.6	0	0	0	0	1	2	3	0	3	0	3	0
Secretarial Single & Group	0	3	3	0	0	0	0	0	0	0	0	0	0	0	0	0	0	0	0	0	0	0	0	0	0	0	0	0	2	1	3	0	3	0	3	0
Secretarial Studies	0	1	1	0	10	300	310	1.4	0	0	0	0	0	0	0	0	0	0	0	0	0	42	42	0.8	53	549	602	3	2	1	3	0	3	0	3	0
Shipping & Logistics	0	0	0	0	0	0	0	0	0	0	0	0	0	0	0	0	0	0	0	0	0	0	0	0	6	2	8	0	3	0	3	0	3	0	3	0
Sign Language	2	4	6	0.1	1	2	3	0	0	0	0	0	0	0	0	0	0	0	0	0	0	0	0	0	0	0	0	0	3	0	3	0	3	0	3	0
Social Work	5	10	15	0.1	45	136	181	0.8	0	0	0	0	0	0	0	0	0	0	0	0	32	119	151	2.7	57	177	234	1.2	0	3	3	0	3	0	3	0
Software Development	0	0	0	0	4	2	6	0	0	0	0	0	0	0	0	0	0	0	0	0	0	0	0	0	0	0	0	0	0	2	2	0	2	0	2	0
Soil Health, Soil Sampling & Plant Health	0	0	0	0	40	30	70	0.3	0	0	0	0	0	0	0	0	0	0	0	0	0	0	0	0	0	0	0	0	2	0	2	0	2	0	2	0
Solar Photo Voltaic	0	0	0	0	0	0	0	0	0	0	0	0	0	0	0	0	0	0	0	0	15	0	15	0.3	0	0	0	0	1	1	2	0	2	0	2	0
Standard Training Certification & Watchkeeping for Seafarers (STCW)	0	0	0	0	1988	727	2715	12	0	0	0	0	0	0	0	0	0	0	0	0	0	0	0	0	0	0	0	0	0	2	2	0	2	0	2	0

Programme	Artisan				Certificate				Certificate/GTT1				Certificate/GTT11				Certificate/GTT111				Craft				Diploma				Total		Grand Total	%
	Male	Female	Total	%	Male	Female	Total	%	Male	Female	Total	%	Male	Female	Total	%	Male	Female	Total	%	Male	Female	Total	%	Male	Female	Total	%	Male	Female		
Store Keeping	48	165	213	1.8	11	77	88	0.4	0	0	0	0	0	0	0	0	0	0	0	0	0	0	0	0	0	0	0	0	0	2	2	0
Supply Chain Management	0	0	0	0	154	246	400	1.8	0	0	0	0	0	0	0	0	0	0	0	0	25	72	97	1.7	365	551	916	4.6	0	2	2	0
Survey & Mapping	0	0	0	0	27	12	39	0.2	0	0	0	0	0	0	0	0	0	0	0	0	0	0	0	0	0	0	0	0	2	2	0	
Swahili Begginers Course	0	0	0	0	2	13	15	0.1	0	0	0	0	0	0	0	0	0	0	0	0	0	0	0	0	0	0	0	1	1	2	0	
Tax Administration	0	0	0	0	6	4	10	0	0	0	0	0	0	0	0	0	0	0	0	0	0	0	0	63	52	115	0.6	1	1	2	0	
Telecommunication Engineering	0	0	0	0	0	0	0	0	0	0	0	0	0	0	0	0	0	0	0	40	6	46	0.8	0	0	0	0	0	2	2	0	
Test of English as a Foreign Language	0	0	0	0	5	3	8	0	0	0	0	0	0	0	0	0	0	0	0	0	0	0	0	0	0	0	1	1	2	0		
Theology	0	0	0	0	8	5	13	0.1	0	0	0	0	0	0	0	0	0	0	0	0	0	0	0	871	375	1246	6.3	0	2	2	0	
Tour & Travel Management	0	0	0	0	0	1	1	0	0	0	0	0	0	0	0	0	0	0	0	0	0	0	0	0	0	0	1	1	2	0		
Tour Guide & Operations	0	0	0	0	3	7	10	0	0	0	0	0	0	0	0	0	0	0	0	2	5	7	0.1	2	2	4	0	0	2	2	0	
Tour Guiding & Administration	0	0	0	0	0	0	0	0	0	0	0	0	0	0	0	0	0	0	0	0	0	0	2	2	4	0	1	1	2	0		
Tour Guiding & Travel Operation	0	0	0	0	25	19	44	0.2	0	0	0	0	0	0	0	0	0	0	0	0	3	3	0.1	0	0	0	0	1	1	2	0	
Tourism	0	0	0	0	0	0	0	0	0	0	0	0	0	0	0	0	0	0	0	1	6	7	0.1	31	27	58	0.3	0	2	2	0	
Tourism & Business Studies	0	0	0	0	0	0	0	0	0	0	0	0	0	0	0	0	0	0	0	0	0	0	0	0	1	1	0	2	0	2	0	
Tourism & Travel Management	0	0	0	0	3	5	8	0	0	0	0	0	0	0	0	0	0	0	0	0	0	0	0	14	49	63	0.3	0	1	1	0	
Tourism Management	0	0	0	0	2	8	10	0	0	0	0	0	0	0	0	0	0	0	0	3	5	8	0.1	14	48	62	0.3	0	1	1	0	
Tourism Travel & Business	0	0	0	0	0	0	0	0	0	0	0	0	0	0	0	0	0	0	0	0	0	0	0	13	28	41	0.2	0	1	1	0	
Training of Trainers	0	0	0	0	2	14	16	0.1	0	0	0	0	0	0	0	0	0	0	0	0	0	0	0	1	3	4	0	1	0	1	0	
Universal Treatment Curriculum	0	0	0	0	0	4	4	0	0	0	0	0	0	0	0	0	0	0	0	0	0	0	0	0	0	0	0	1	1	0		
Video Shooting & Editing	0	0	0	0	0	0	0	0	1	0	1	0	0	0	0	0	0	0	0	0	0	0	0	0	0	0	0	0	1	1	0	

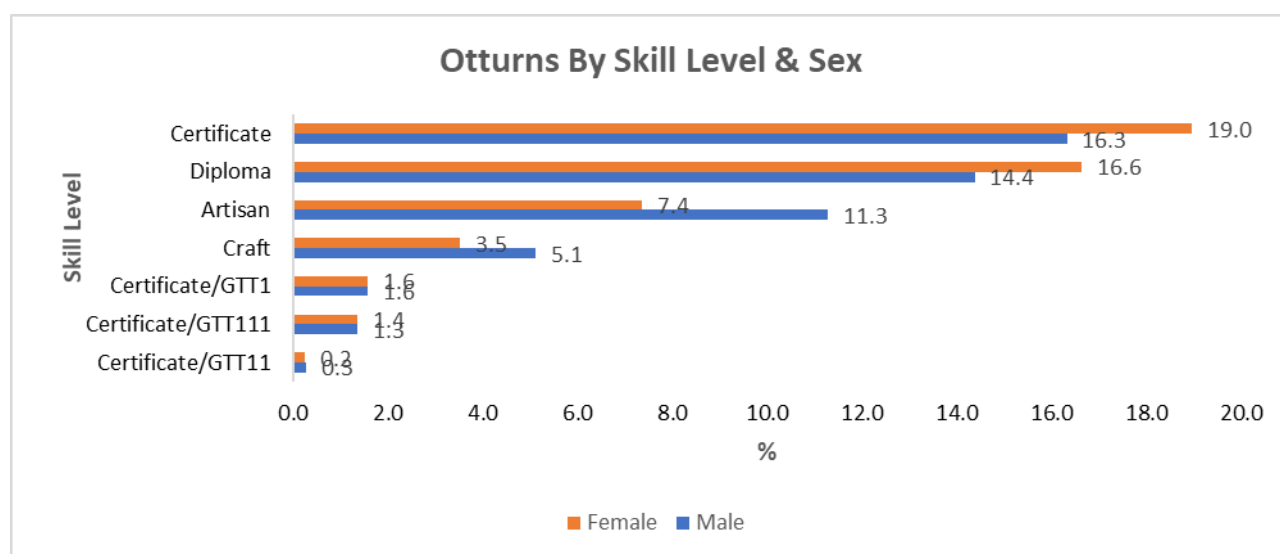
Programme	Artisan				Certificate				Certificate/GTT1				Certificate/GTT11				Certificate/GTT111				Craft				Diploma				Total		Grand Total	%
	Male	Female	Total	%	Male	Female	Total	%	Male	Female	Total	%	Male	Female	Total	%	Male	Female	Total	%	Male	Female	Total	%	Male	Female	Total	%	Male	Female		
Water Engineering	0	0	0	0	0	0	0	0	0	0	0	0	0	0	0	0	0	0	0	0	4	0	4	0.1	0	0	0	0	1	0	1	0
Water Technology	0	0	0	0	0	0	0	0	0	0	0	0	0	0	0	0	0	0	0	0	0	0	0	0	17	7	24	0.1	0	1	1	0
Web Design	0	0	0	0	7	3	10	0	0	0	0	0	0	0	0	0	0	0	0	0	0	0	0	0	0	0	0	0	1	0	1	0
Welder Electrical	0	0	0	0	0	0	0	0	0	0	0	0	0	0	0	0	5	0	5	0.3	24	0	24	0.4	0	0	0	0	0	1	1	0
Welding	24	6	30	0.3	18	0	18	0.1	6	4	10	0.5	0	0	0	0	52	7	59	3.4	14	10	24	0.4	32	12	44	2.2	1	0	1	0
Welding & Fabrication	168	20	188	1.6	14	1	15	0.1	14	0	14	0.7	0	0	0	0	30	2	32	1.8	9	1	10	0.2	8	3	11	0.1	0	1	1	0
Wildlife Management	0	0	0	0	0	0	0	0	0	0	0	0	0	0	0	0	0	0	0	0	0	0	0	0	43	46	89	0.4	0	1	1	0
Windows Server	0	0	0	0	2	0	2	0	0	0	0	0	0	0	0	0	0	0	0	0	0	0	0	0	0	0	0	0	1	0	1	0
<b>Total</b>	<b>7252</b>	<b>4731</b>	<b>11983</b>	<b>100</b>	<b>10488</b>	<b>12188</b>	<b>22676</b>	<b>100</b>	<b>1005</b>	<b>1007</b>	<b>2012</b>	<b>100</b>	<b>181</b>	<b>160</b>	<b>341</b>	<b>100</b>	<b>866</b>	<b>871</b>	<b>1737</b>	<b>100</b>	<b>3287</b>	<b>2265</b>	<b>5552</b>	<b>100</b>	<b>9241</b>	<b>10690</b>	<b>19931</b>	<b>100</b>	<b>32320</b>	<b>31912</b>	<b>64232</b>	<b>100</b>
<b>Grand Total</b>	<b>11983</b>				<b>22676</b>				<b>2012</b>				<b>341</b>				<b>1737</b>				<b>5552</b>				<b>19931</b>				<b>64232</b>			
<b>%</b>	<b>18.7</b>				<b>35.3</b>				<b>3.1</b>				<b>0.5</b>				<b>2.7</b>				<b>8.6</b>				<b>31</b>				<b>100</b>			

### 2.11.2 Outturns by Educational Level and Sex in Technical Training Institutes (TTIs) in the year 2022.

**Table 20** and **Figure 9** presents a summary of outturns by Skill Level by sex in TTIs for the year 2022. Out of the total 64232 outturns recorded in the TTIs institutions, Certificate training level had the highest number of outturns 22676 (35.3%) followed by, Diploma and Artisan training levels at 19931 (31.0%) and 11983 (18.7%) respectively. Female outturns dominated the Certificate and Diploma training levels at 19.0% and 16.6% while male outturns were a majority at Artisan and Craft training level at 11.3 and 5.1% respectively.

**Table 20: Summary of Outturns by Skill Level and Sex in Institutes of Science and Technology in the year 2022.**

Skill Level	Sex					
	Male	%	Female	%	Total	%
Certificate	10488	16.3	12188	19.0	22676	<b>35.3</b>
Diploma	9241	14.4	10690	16.6	19931	<b>31.0</b>
Artisan	7252	11.3	4731	7.4	11983	<b>18.7</b>
Craft	3287	5.1	2265	3.5	5552	<b>8.6</b>
Certificate/GTT1	1005	1.6	1007	1.6	2012	<b>3.1</b>
Certificate/GTT111	866	1.3	871	1.4	1737	<b>2.7</b>
Certificate/GTT11	181	0.3	160	0.2	341	<b>0.5</b>
<b>Grand Total</b>	<b>32320</b>	<b>50.3</b>	<b>31912</b>	<b>49.7</b>	<b>64232</b>	<b>100.0</b>



**Figure 9: Skill Level by Sex in Institutes of Science and Technology**

### 2.11.3 Summary of Frequencies of Programme and Skill Level in Technical Training Institutes (TTIs) in the year 2022.

In the reference year, a total of 3030 programmes were recorded in the Institutes of Science and Technology. **Table 21** indicates that the most common programmes were Information Communication Technology, Food &

Beverage, Plumbing, Business Management and; Supply Chain Management with frequency counts of 198, 171, 156, 115 and 111 of the total. Diploma training level was the most common training level with a frequency of 1019 (33.6%) followed by certificate and Artisan training levels at 847 (28.0%) and 606 (20.0%) frequency counts of the total respectively.

**Table 21: Summary of Total Programme by Skill Level in Institutes of Science and Technology in the year 2022.**

Programme	Skill Level						Grand Total	
	Artisan	Certificate	Certificate/GT1	Craft	Diploma			
Information Communication Technology	10	69	1	0	0	27	91	198
Food & Beverage	62	38	1	0	3	21	46	171
Plumbing	83	28	5	2	9	29	0	156
Business Management	1	43	0	0	0	12	59	115
Supply Chain Management	0	39	0	0	0	13	59	111
Human Resource Management	0	35	0	0	0	13	58	106
Community Development & Social Work	2	34	1	0	0	17	49	103
Agriculture	21	31	0	0	0	15	33	100
Building & Construction	10	25	0	1	2	29	32	99
Hairdressing & Beauty Therapy	37	18	13	3	17	2	5	95
Electrical Installation	67	5	6	1	7	4	4	94
Fashion Design & Garment Making	34	11	5	3	7	8	5	73
Electrical & Electronics Engineering	12	22	0	0	1	14	22	71
Masonry	53	1	1	2	7	4	0	68
Accountancy	0	26	0	0	0	0	41	67
Automotive Engineering	16	18	0	1	1	14	17	67
Catering & Accommodation	0	34	0	0	0	0	20	54
Civil Engineering	6	4	0	0	0	1	37	48
Secretarial Studies	1	18	0	0	0	7	21	47
Welding & Fabrication	29	6	2	0	4	3	1	45
Mechanics	28	4	4	0	5	0	0	41
Electrical Engineering	8	8	0	0	0	9	15	40
Fashion & Design	11	6	2	0	1	9	11	40
Social Work	3	11	0	0	0	7	13	34
Information Technology	0	8	0	0	0	11	13	32
Mechanical Engineering	2	4	0	0	1	6	14	27
Store Keeping	23	3	0	0	0	0	0	26
Beauty & Therapy	2	8	2	0	6	1	5	24
Information Studies	0	7	0	0	0	8	7	22
Electrical & Electronics Engineering (Power Option)	2	5	0	0	0	4	10	21
Motor Vehicle Mechanics	13	1	1	1	2	3	0	21
Welding	7	1	2	0	3	5	2	20
Carpentry & Joinery	7	1	1	1	3	5	0	18
Land Survey	0	3	0	0	0	6	9	18
Cooperative Management	0	6	0	0	0	0	11	17
Certified Public Accountant (CPA)	0	16	0	0	0	0	0	16
Dress Making	5	2	0	0	5	3	1	16
Electrical Wireman	4	2	1	1	5	3	0	16
Information Science	0	6	0	0	0	1	9	16
Community Development	0	4	0	0	0	0	11	15
Project Management	0	4	0	0	0	0	11	15
Banking & Finance	0	3	0	0	0	0	11	14
Agricultural Engineering	5	1	0	0	0	3	4	13
Nutrition & Dietetics	0	4	0	0	0	3	6	13
Sales & Marketing	1	3	0	0	0	1	8	13
Tourism Management	0	1	0	0	0	2	10	13
Accounting Technician	0	4	0	0	0	0	8	12
Cosmetology	0	6	0	0	0	0	6	12
Counselling & Psychology	2	4	0	0	0	0	5	11
Community Health	0	9	0	0	0	0	1	10
Computer Operator	0	0	1	1	5	2	0	9
Community Health & Development	0	4	0	0	0	0	4	8

Programme	Skill Level							
	Artisan	Certificate	Certificate/GTT1	Craft	Diploma	Grand Total		
Early Childhood Teacher Education	0	2	0	0	0	0	6	8
Electrical Engineering (Power Option)	0	3	0	0	0	3	2	8
Hospitality	1	3	0	0	0	0	4	8
Journalism & Mass Communication	0	3	0	0	0	0	5	8
Perioperative Theatre Technology	1	4	0	0	0	0	3	8
Science Laboratory Technology	0	4	0	0	0	4	0	8
Business Administration	0	0	0	0	0	0	7	7
Computer Packages	1	6	0	0	0	0	0	7
Health Records & Information Technology	0	4	0	0	0	0	3	7
Marketing Management	0	2	0	0	0	0	5	7
Plumbing & Pipe Fitting	1	0	1	0	2	3	0	7
Air Conditioning & Refrigeration	1	1	3	1	0	0	0	6
Animal Health & Production	0	4	0	0	0	0	2	6
Journalism	0	2	0	0	0	0	4	6
Motor Vehicle Electrician	2	1	0	0	1	2	0	6
Tour Guiding & Travel Operation	0	5	0	0	0	1	0	6
Baking Technology	1	1	0	0	0	1	2	5
Fashion Design & Clothing Technology	0	0	0	0	0	1	4	5
Food Production	0	2	0	0	0	0	3	5
Hotel & Catering	0	2	0	0	0	0	3	5
Quantity Survey	0	0	0	0	0	1	4	5
Tour Guide & Operations	0	3	0	0	0	1	1	5
Accounting Management	0	4	0	0	0	0	0	4
Applied Biology	0	0	0	0	0	0	4	4
Archives & Record Management	0	0	0	0	0	0	4	4
Business Studies	1	1	0	0	0	1	1	4
Cabin Crew	0	1	0	0	0	1	2	4
Computer Application	0	4	0	0	0	0	0	4
Dietetics Management	0	0	0	0	0	1	3	4
Electrical & Electronics Technology	1	2	0	0	0	1	0	4
Forestry	0	2	0	0	0	0	2	4
Front Office	1	0	0	0	0	1	2	4
Hospitality Management	0	1	0	0	0	0	3	4
Library & Information Science	0	1	0	0	0	0	3	4
Maritime Transport & Logistics	0	0	0	0	0	1	3	4
Plant Operator	0	1	3	0	0	0	0	4
Road Construction	0	2	0	0	0	2	0	4
Salesmanship	4	0	0	0	0	0	0	4
Analytical Chemistry	0	0	0	0	0	0	3	3
Arabic & Islamic Studies	1	1	0	0	0	0	1	3
Architecture	0	0	0	0	0	0	3	3
Catering	0	2	0	0	0	0	1	3
Clothing Technology	0	1	0	0	0	0	2	3
Community Health & HIV Management	0	1	0	0	0	0	2	3
Culinary Arts	0	1	0	0	0	0	2	3
Electrical & Electronics Engineering (Telecommunication)	0	1	0	0	0	0	2	3
Food Processing Technology	0	1	1	0	0	1	0	3
Food Production Culinary Arts	1	1	0	0	0	0	1	3
Graphic Design	0	2	0	0	0	0	1	3
Institutional & Hospitality Management	1	1	0	0	0	0	1	3
Interior Design	0	1	0	0	0	0	2	3
Journalism & Media Studies	0	1	0	0	0	0	2	3
Kenya Registered Community Health Nurse	0	0	0	0	0	0	3	3
Library Information Studies	0	1	0	0	0	0	2	3
Medical Engineering	0	0	0	0	0	0	3	3
Nail Technology	1	1	1	0	0	0	0	3
National Computing Council	0	0	0	0	0	0	3	3
Primary Teacher Education	0	1	0	0	0	0	2	3
Theology	0	1	0	0	0	0	2	3
Tourism	0	0	0	0	0	1	2	3
Tourism & Travel Management	0	1	0	0	0	0	2	3
Accommodation Operations	0	1	0	0	0	0	1	2
Aeronautical Engineering	0	0	0	0	0	0	2	2
Agribusiness	1	1	0	0	0	0	0	2

Programme	Skill Level							
	Artisan	Certificate	Certificate/GTT1	Craft	Diploma	Grand Total		
Airport Operation	0	1	0	0	0	1	0	2
Animal Health	0	2	0	0	0	0	0	2
Animal Production & Management	0	1	0	0	0	0	1	2
Aquaculture	1	1	0	0	0	0	0	2
Art & Design (Fashion)	0	0	0	0	0	0	2	2
Barbering	1	1	0	0	0	0	0	2
Business & Liberal Studies	0	1	0	0	0	0	1	2
Business Information Technology	0	1	0	0	0	0	1	2
Chemical Dependency & Addiction Counseling	0	1	0	0	0	0	1	2
Cisco Certified Network Associate	0	2	0	0	0	0	0	2
Clinical Nutrition	0	1	0	0	0	0	1	2
Community Health Assistant	0	1	0	0	0	0	1	2
Comptia ++	0	2	0	0	0	0	0	2
Computer	1	1	0	0	0	0	0	2
Computer Science	0	1	0	0	0	0	1	2
Computer Studies	0	0	0	0	0	0	2	2
Construction Plant Mechanic	0	1	1	0	0	0	0	2
Criminology	0	1	0	0	0	0	1	2
Custom Administration	0	1	0	0	0	0	1	2
Drawing & Painting	0	1	0	0	0	0	1	2
Driving	0	1	1	0	0	0	0	2
Entrepreneurship Development	0	1	0	0	0	0	1	2
Environmental Management	0	0	0	0	0	0	2	2
Flight Operations	0	1	0	0	0	0	1	2
Food Processing & Preservation Technology	0	1	0	0	0	0	1	2
Food Technology	0	0	0	1	0	0	1	2
Guidance & Counselling	0	1	0	0	0	0	1	2
Holistic Therapy	0	1	0	0	0	0	1	2
Hospitality & Tourism Management	0	1	0	0	0	0	1	2
Hotel & Catering Supervision	1	1	0	0	0	0	0	2
House Keeping & Laundry	0	1	0	0	0	0	1	2
House Keeping Management	0	1	0	1	0	0	0	2
Kenya Registered Nursing	0	0	0	0	0	0	2	2
Laboratory Science	0	2	0	0	0	0	0	2
Library Studies	0	1	0	0	0	0	1	2
Marine Engineering	0	0	0	0	0	1	1	2
Nautical Science	0	0	0	0	0	1	1	2
Nutrition	0	1	0	0	0	0	1	2
Petroleum Geoscience	0	1	0	0	0	0	1	2
Pharmaceutical Technology	0	0	0	0	0	0	2	2
Plant Mechanics	1	0	1	0	0	0	0	2
Printing	0	0	0	0	0	1	1	2
Printing & Technology	0	1	0	0	0	0	1	2
Sign Language	1	1	0	0	0	0	0	2
Standard Training Certification & Watchkeeping for Seafarers (STCW)	0	2	0	0	0	0	0	2
Tax Administration	0	1	0	0	0	0	1	2
Training of Trainers	0	1	0	0	0	0	1	2
Water Technology	0	0	0	0	0	0	2	2
Welder Electrical	0	0	0	0	1	1	0	2
Wildlife Management	0	0	0	0	0	0	2	2
Air Travel Operations	0	0	0	0	0	0	1	1
Air-cargo Introduction	0	0	0	0	0	0	1	1
Aircraft Maintenance	0	1	0	0	0	0	0	1
Animal Health & Range Management	0	0	0	0	0	0	1	1
Applied Technology	0	0	0	0	0	0	1	1
Association of Business Executives	0	0	0	0	0	0	1	1
Association of Chartered Accountants	0	1	0	0	0	0	0	1
Barbering & Texturing	0	0	1	0	0	0	0	1
Beadwork & Accessory Making	0	0	1	0	0	0	0	1
Braiding, Plaiting & Conrow's	0	0	1	0	0	0	0	1
Broadcast & Journalism	0	0	0	0	0	0	1	1
Building Technology	0	0	0	0	0	0	1	1

Programme	Skill Level							
	Artisan	Certificate	Certificate/GTT1	Craft	Diploma	Grand Total		
Business Techniques	0	1	0	0	0	0	0	1
Cabinet Making	0	1	0	0	0	0	0	1
Cake Making & Decoration	0	1	0	0	0	0	0	1
Catering & Accommodation Management	0	1	0	0	0	0	0	1
Certified Accounts 3&4	0	1	0	0	0	0	0	1
Certified Finance Analyst	0	1	0	0	0	0	0	1
Certified Information System Audit (CISA)	0	1	0	0	0	0	0	1
Certified Information System Manager (CISM)	0	1	0	0	0	0	0	1
Certified Procurement & Supply Professional of Kenya (CPSP-K)	0	1	0	0	0	0	0	1
Certified Professional Accountant	0	1	0	0	0	0	0	1
Chemical Engineering	0	0	0	0	0	0	1	1
Child Care & Protection	0	0	0	0	0	1	0	1
Christian Ministries	0	1	0	0	0	0	0	1
Clerk & Typist	1	0	0	0	0	0	0	1
Community Wildlife Management	0	1	0	0	0	0	0	1
Computer (Web Designing)	0	1	0	0	0	0	0	1
Computer Networking & Security	0	0	1	0	0	0	0	1
Computer Technology	0	0	0	0	0	0	1	1
Computerized Secretarial Studies	0	1	0	0	0	0	0	1
Computing & Information Communication Technology	0	0	0	0	0	0	1	1
Cookery	0	0	0	0	1	0	0	1
Cookery & Bakery	1	0	0	0	0	0	0	1
Counselling	0	0	0	0	0	0	1	1
Coxswain	0	1	0	0	0	0	0	1
Cyber Security Analyst	0	1	0	0	0	0	0	1
Dairy Management	1	0	0	0	0	0	0	1
Digital Literacy	0	1	0	0	0	0	0	1
Driving & Plant Operator	0	1	0	0	0	0	0	1
East Africa Freight Forwarding Practicing	0	1	0	0	0	0	0	1
Electrical & Electronics Engineering (Instrumentation & Control)	0	0	0	0	0	0	1	1
Electrical & Electronics Technology (Power Option)	0	0	0	0	0	1	0	1
Electrical Technology	0	1	0	0	0	0	0	1
Electrical Wiring	1	0	0	0	0	0	0	1
Embroidery	0	1	0	0	0	0	0	1
Emergency Medical Technician	0	1	0	0	0	0	0	1
Environmental Science	0	0	0	0	0	0	1	1
Esthetics	0	0	0	0	0	0	1	1
Event Decoration & Flower Arrangement	0	1	0	0	0	0	0	1
Events Management	0	1	0	0	0	0	0	1
Fisheries	0	0	0	0	0	1	0	1
Fisheries & Aquatic Sciences	0	0	0	0	0	0	1	1
Fitness Science	0	0	0	0	0	0	1	1
Fitter Turner	0	0	0	0	0	1	0	1
Flight Dispatch	0	0	0	0	0	0	1	1
Food Processing	1	0	0	0	0	0	0	1
Food Science & Processing Technology	0	0	0	0	0	1	0	1
Food Science Technology	0	0	0	0	0	1	0	1
Food Service	0	0	0	0	1	0	0	1
Footwear Design & Technology	0	1	0	0	0	0	0	1
Foreign Language	0	1	0	0	0	0	0	1
Forklift Operator	0	1	0	0	0	0	0	1
Front Office Administration	0	0	1	0	0	0	0	1
Front Office Operation & Administration	0	0	0	0	0	0	1	1
Front Office Operations	0	1	0	0	0	0	0	1
Garment Making	1	0	0	0	0	0	0	1
General Fitter	1	0	0	0	0	0	0	1
Graduate Record Exam	0	1	0	0	0	0	0	1
Health Records	0	1	0	0	0	0	0	1
Health Science	0	0	0	0	0	0	1	1

Programme	Skill Level							
	Artisan	Certificate	Certificate/GTT1	Craft	Diploma	Grand Total		
Health Service Support	1	0	0	0	0	0	0	1
Homecare Management	0	1	0	0	0	0	0	1
Horticulture	1	0	0	0	0	0	0	1
Hotel & Institution Management	0	0	0	0	0	0	1	1
House Keeping	0	0	0	0	0	0	1	1
Information Technology Infrastructure Library	0	1	0	0	0	0	0	1
Instrumentation & Control Engineering	0	0	0	0	0	0	1	1
Interior Decoration	0	1	0	0	0	0	0	1
International Computer Driving License	0	1	0	0	0	0	0	1
International Freight Management	0	0	0	0	0	0	1	1
Internet & Computer Certification	0	0	1	0	0	0	0	1
Java Programming	0	1	0	0	0	0	0	1
Journalism & Mass Media	0	0	0	0	0	0	1	1
Journalism & Public Relations	0	0	0	0	0	0	1	1
Kenya Accounting Technician	0	0	0	0	0	0	1	1
Kenya Registered Nursing & Midwifery	0	0	0	0	0	0	1	1
Laundry & Dry Cleaning	0	0	0	0	0	0	1	1
Leadership Ministry	0	1	0	0	0	0	0	1
Leather Technology	0	0	0	0	0	0	1	1
Library & Information	0	1	0	0	0	0	0	1
Library Science	0	0	0	0	0	1	0	1
Light Motor Vehicle Mechanics	0	0	0	0	1	0	0	1
Make-up & Eyebrow Shaping	0	0	1	0	0	0	0	1
Mass Communication	0	0	0	0	0	0	1	1
Medical Laboratory	0	0	0	0	0	0	1	1
Mental Health	0	0	1	0	0	0	0	1
Metal Work	0	1	0	0	0	0	0	1
Microsoft Azure	0	1	0	0	0	0	0	1
Microsoft Office Proficiency	0	1	0	0	0	0	0	1
Mindful Self Compassion	1	0	0	0	0	0	0	1
Museums & Heritage	0	1	0	0	0	0	0	1
Music Production	0	0	0	0	0	0	1	1
Nature Interpretation & Tour Administration	0	1	0	0	0	0	0	1
Nephrology Nursing	0	0	0	0	0	0	1	1
Office Assistant	1	0	0	0	0	0	0	1
Office Management	0	1	0	0	0	0	0	1
Painting Technology	0	0	0	1	0	0	0	1
Pastoral Ministry	0	0	0	0	0	0	1	1
Pastry	0	1	0	0	0	0	0	1
Patient Care	0	1	0	0	0	0	0	1
Pharmacy	0	0	0	0	0	0	1	1
Practical Ministry	0	0	0	0	0	0	1	1
Prince 2 Agile	0	1	0	0	0	0	0	1
Proficiency In Survival Craft & Rescue Boats	0	1	0	0	0	0	0	1
Public Relations	0	0	0	0	0	0	1	1
Public Relations Management	0	0	0	0	0	0	1	1
Python Programme	0	1	0	0	0	0	0	1
Records Management	0	0	0	0	0	0	1	1
Secretarial Single & Group	1	0	0	0	0	0	0	1
Shipping & Logistics	0	0	0	0	0	0	1	1
Software Development	0	1	0	0	0	0	0	1
Soil Health, Soil Sampling & Plant Health	0	1	0	0	0	0	0	1
Solar Photo Voltaic	0	0	0	0	0	1	0	1
Survey & Mapping	0	1	0	0	0	0	0	1
Swahili Beginners Course	0	1	0	0	0	0	0	1
Telecommunication Engineering	0	0	0	0	0	1	0	1
Test of English as a Foreign Language	0	1	0	0	0	0	0	1
Tour & Travel Management	0	1	0	0	0	0	0	1
Tour Guiding & Administration	0	0	0	0	0	0	1	1
Tourism & Business Studies	0	0	0	0	0	0	1	1
Tourism Travel & Business	0	0	0	0	0	0	1	1
Universal Treatment Curriculum	0	1	0	0	0	0	0	1
Video Shooting & Edifing	0	0	1	0	0	0	0	1
Water Engineering	0	0	0	0	0	1	0	1

Programme	Skill Level							
	Artisan	Certificate	Certificate/GTT1	Craft	Diploma	Grand Total		
Web Design	0	1	0	0	0	0	0	1
Windows Server	0	1	0	0	0	0	0	1
<b>Grand Total</b>	<b>605</b>	<b>847</b>	<b>70</b>	<b>21</b>	<b>101</b>	<b>367</b>	<b>1019</b>	<b>3030</b>
%	20	28	2.3	0.7	3.3	12.1	33.6	100

## 2.12 TECHNICAL VOCATIONAL COLLEGES (TVCs)

Technical Vocational Colleges (TVCs) are regulated and licensed by the TVET Authority under the ministry of education and offer trade related programme at artisan to diploma levels. They were initially started as technical schools to offer vocational, industrial and technical education in the early 1970s as a government effort to enhance employability of its youth and to equip them with practical skills.

### 2.12.1 Outturns by Programmes and Skill Level in Technical Vocational Colleges (TVCs) in the year 2022.

**Table 22** presents a summary of outturns by programme and Skill Level in Institutes of TVCs for the year 2022. A total of 5407 outturns were recorded where 2729 were male and 2678 were female. During the year, Standard Training Certification & Watch Keeping for Seafarers (STCW) had the highest number of outturns at 13.4% followed by Dairy Production & Management, Hairdressing & Beauty Therapy and; Community Development & Social Work at 8.4%, 7.9% and 4.5% respectively.

**Table 22: Summary of Outturns by Programme and Skill Level in Technical Vocational Colleges (TVCs)**

Programme	Skill Level																																			
	Artisan				Certificate				Certificate/GTT1				Certificate/GTT11				Certificate/GTT111				Craft				Diploma				Total		Grand Total	%				
	Male	Female	Total	%	Male	Female	Total	%	Male	Female	Total	%	Male	Female	Total	%	Male	Female	Total	%	Male	Female	Total	%	Male	Female	Total	%	Male	Female						
Standard Training Certification & Watchkeeping for Seafarers (STCW)	0	0	0	0.0	466	259	725	28.3	0	0	0	0.0	0	0	0	0.0	0	0	0	0.0	0	0	0	0.0	0	0	0	0.0	0	0	0	0.0	466	259	725	13.4
Dairy Production & Management	0	0	0	0.0	207	180	387	15.1	0	0	0	0.0	0	0	0	0.0	0	0	0	0.0	0	0	0	0.0	0	0	0	0.0	32	33	65	3.9	239	213	452	8.4
Hairdressing & Beauty Therapy	1	42	43	6.4	63	214	277	10.8	8	36	44	60.3	3	24	27	49.1	8	23	31	22.3	0	0	0	0.0	1	6	7	0.4	84	345	429	7.9				
Community Development & Social Work	4	0	4	0.6	15	39	54	2.1	0	0	0	0.0	0	0	0	0.0	0	0	0	0.0	0	8	8	3.6	40	135	175	10.4	59	182	241	4.5				
Plumbing	125	43	168	25.1	6	6	12	0.5	0	0	0	0.0	0	0	0	0.0	0	0	0	0.0	34	18	52	23.4	0	0	0	0.0	165	67	232	4.3				
Business Management	0	0	0	0.0	24	32	56	2.2	0	0	0	0.0	0	0	0	0.0	0	0	0	0.0	1	0	1	0.5	85	78	163	9.7	110	110	220	4.1				
Food & Beverage	7	37	44	6.6	18	129	147	5.7	0	0	0	0.0	0	0	0	0.0	0	0	0	0.0	1	9	10	4.5	0	6	6	0.4	26	181	207	3.8				
Civil Engineering	0	0	0	0.0	0	0	0	0.0	0	0	0	0.0	0	0	0	0.0	0	0	0	0.0	2	2	4	1.8	143	42	185	11.0	145	44	189	3.5				
Certified Public Accountant (CPA)	0	0	0	0.0	80	76	156	6.1	0	0	0	0.0	0	0	0	0.0	0	0	0	0.0	0	0	0	0.0	0	0	0	0.0	0	0	0	0.0	80	76	156	2.9
Coxswain	0	0	0	0.0	91	55	146	5.7	0	0	0	0.0	0	0	0	0.0	0	0	0	0.0	0	0	0	0.0	0	0	0	0.0	91	55	146	2.7				
Supply Chain Management	0	0	0	0.0	41	36	77	3.0	0	0	0	0.0	0	0	0	0.0	0	0	0	0.0	1	1	2	0.9	22	29	51	3.0	64	66	130	2.4				
Building & Construction	15	0	15	2.2	5	0	5	0.2	0	0	0	0.0	0	0	0	0.0	0	0	0	0.0	7	0	7	3.2	66	19	85	5.0	93	19	112	2.1				
Human Resource Management	0	0	0	0.0	17	25	42	1.6	0	0	0	0.0	0	0	0	0.0	0	0	0	0.0	2	2	4	1.8	32	27	59	3.5	51	54	105	1.9				
Beauty & Therapy	0	0	0	0.0	3	31	34	1.3	2	23	25	34.2	0	12	12	21.8	2	23	25	18.0	0	0	0	0.0	0	0	0	0.0	7	89	96	1.8				

Programme	Skill Level																																							
	Artisan				Certificate				Certificate/GTT1				Certificate/GTT11				Certificate/GTT111				Craft				Diploma				Total		Grand Total	%								
	Male	Female	Total	%	Male	Female	Total	%	Male	Female	Total	%	Male	Female	Total	%	Male	Female	Total	%	Male	Female	Total	%	Male	Female	Total	%	Male	Female	Total	%	Male	Female						
Information Communicati on Technology	0	0	0	0.0	11	14	25	1.0	2	2	4	5.5	0	0	0	0.0	2	4	6	4.3	2	8	10	4.5	33	17	50	3.0	50	45	95	1.8								
Quantity Survey	0	0	0	0.0	0	0	0	0.0	0	0	0	0.0	0	0	0	0.0	0	0	0	0.0	0	0	0	0.0	47	33	80	4.8	47	33	80	1.5								
Land Survey	0	0	0	0.0	0	0	0	0.0	0	0	0	0.0	0	0	0	0.0	0	0	0	0.0	3	2	5	2.3	47	24	71	4.2	50	26	76	1.4								
Electrical Installation	61	9	70	10.5	3	2	5	0.2	0	0	0	0.0	0	0	0	0.0	0	0	0	0.0	0	0	0	0.0	0	0	0	0.0	64	11	75	1.4								
Highway Engineering	0	0	0	0.0	0	0	0	0.0	0	0	0	0.0	0	0	0	0.0	0	0	0	0.0	0	0	0	0.0	51	23	74	4.4	51	23	74	1.4								
Electrical Engineering	27	5	32	4.8	11	1	12	0.5	0	0	0	0.0	0	0	0	0.0	4	0	4	2.9	8	1	9	4.1	12	1	13	0.8	62	8	70	1.3								
Hospitality Management	0	0	0	0.0	3	9	12	0.5	0	0	0	0.0	0	0	0	0.0	0	0	0	0.0	0	0	0	0.0	9	46	55	3.3	12	55	67	1.2								
Fashion Design & Garment Making	0	34	34	5.1	13	9	22	0.9	0	0	0	0.0	0	5	5	9.1	1	4	5	3.6	0	0	0	0.0	0	0	0	0.0	14	52	66	1.2								
Electrical & Electronics Engineering	9	7	16	2.4	20	2	22	0.9	0	0	0	0.0	0	0	0	0.0	0	0	0	0.0	8	1	9	4.1	14	3	17	1.0	51	13	64	1.2								
Secretarial Studies	0	29	29	4.3	0	22	22	0.9	0	0	0	0.0	0	0	0	0.0	0	0	0	0.0	0	12	12	5.4	0	0	0	0.0	0	63	63	1.2								
Perioperative Theatre Technology	0	0	0	0.0	0	0	0	0.0	0	0	0	0.0	0	0	0	0.0	0	0	0	0.0	0	0	0	0.0	36	23	59	3.5	36	23	59	1.1								
Masonry	43	3	46	6.9	0	0	0	0.0	0	0	0	0.0	0	0	0	0.0	9	0	9	6.5	0	0	0	0.0	0	0	0	0.0	52	3	55	1.0								
Computer Application	0	0	0	0.0	26	27	53	2.1	0	0	0	0.0	0	0	0	0.0	0	0	0	0.0	0	0	0	0.0	0	0	0	0.0	26	27	53	1.0								
Accounting Technician	0	0	0	0.0	0	0	0	0.0	0	0	0	0.0	0	0	0	0.0	0	0	0	0.0	0	0	0	0.0	30	21	51	3.0	30	21	51	0.9								
Cosmetology	0	0	0	0.0	0	0	0	0.0	0	0	0	0.0	0	0	0	0.0	0	0	0	0.0	0	0	0	0.0	10	39	49	2.9	10	39	49	0.9								
Automotive Engineering	5	4	9	1.3	3	0	3	0.1	0	0	0	0.0	0	0	0	0.0	0	0	0	0.0	19	3	22	9.9	11	3	14	0.8	38	10	48	0.9								
Electrical Engineering (Power Option)	0	0	0	0.0	0	0	0	0.0	0	0	0	0.0	0	0	0	0.0	0	0	0	0.0	5	0	5	2.3	35	7	42	2.5	40	7	47	0.9								
Plant Mechanics	34	12	46	6.9	0	0	0	0.0	0	0	0	0.0	0	0	0	0.0	0	0	0	0.0	0	0	0	0.0	0	0	0	0.0	0	0	0	0.0	34	12	46	0.9				

Programme	Skill Level																																		
	Artisan				Certificate				Certificate/GTT1				Certificate/GTT11				Certificate/GTT111				Craft				Diploma				Total		Grand Total	%			
	Male	Female	Total	%	Male	Female	Total	%	Male	Female	Total	%	Male	Female	Total	%	Male	Female	Total	%	Male	Female	Total	%	Male	Female	Total	%	Male	Female	Total	%	Male	Female	
Dress Making	0	0	0	0.0	0	20	20	0.8	0	0	0	0.0	0	2	2	3.6	1	20	21	15.1	0	0	0	0.0	0	0	0	0.0	1	42	43	0.8			
Community Health & Development	0	0	0	0.0	1	14	15	0.6	0	0	0	0.0	0	0	0	0.0	0	0	0	0.0	0	0	0	0.0	1	24	25	1.5	2	38	40	0.7			
Mechanical Engineering	7	2	9	1.3	2	0	2	0.1	0	0	0	0.0	0	0	0	0.0	0	0	0	0.0	3	0	3	1.4	21	5	26	1.5	33	7	40	0.7			
Electrical Wireman	7	1	8	1.2	5	5	10	0.4	0	0	0	0.0	6	3	9	16.4	5	4	9	6.5	0	0	0	0.0	0	0	0	0.0	23	13	36	0.7			
Accountancy	0	0	0	0.0	11	13	24	0.9	0	0	0	0.0	0	0	0	0.0	0	0	0	0.0	0	0	0	0.0	6	4	10	0.6	17	17	34	0.6			
Project Management	0	0	0	0.0	0	0	0	0.0	0	0	0	0.0	0	0	0	0.0	0	0	0	0.0	0	0	0	0.0	15	19	34	2.0	15	19	34	0.6			
Rating Forming Part of Engineering Watch	0	0	0	0.0	25	7	32	1.2	0	0	0	0.0	0	0	0	0.0	0	0	0	0.0	0	0	0	0.0	0	0	0	0.0	25	7	32	0.6			
Store Keeping	6	25	31	4.6	0	0	0	0.0	0	0	0	0.0	0	0	0	0.0	0	0	0	0.0	0	0	0	0.0	0	0	0	0.0	6	25	31	0.6			
Computer Integrated Manufacturing	0	0	0	0.0	0	0	0	0.0	0	0	0	0.0	0	0	0	0.0	0	0	0	0.0	0	0	0	0.0	12	18	30	1.8	12	18	30	0.6			
Sales & Marketing	0	0	0	0.0	2	1	3	0.1	0	0	0	0.0	0	0	0	0.0	0	0	0	0.0	0	0	0	0.0	10	15	25	1.5	12	16	28	0.5			
Social Work	0	0	0	0.0	3	11	14	0.5	0	0	0	0.0	0	0	0	0.0	0	0	0	0.0	1	12	13	5.9	0	1	1	0.1	4	24	28	0.5			
Mechanics	23	2	25	3.7	0	0	0	0.0	0	0	0	0.0	0	0	0	0.0	2	0	2	1.4	0	0	0	0.0	0	0	0	0.0	25	2	27	0.5			
Welding	17	4	21	3.1	0	0	0	0.0	0	0	0	0.0	0	0	0	0.0	5	0	5	3.6	0	0	0	0.0	0	0	0	0.0	22	4	26	0.5			
Agricultural Engineering	0	0	0	0.0	0	0	0	0.0	0	0	0	0.0	0	0	0	0.0	0	0	0	0.0	0	0	0	0.0	18	7	25	1.5	18	7	25	0.5			
Digital Marketing	0	0	0	0.0	0	0	0	0.0	0	0	0	0.0	0	0	0	0.0	0	0	0	0.0	0	0	0	0.0	11	13	24	1.4	11	13	24	0.4			
Health Service Support	0	0	0	0.0	0	24	24	0.9	0	0	0	0.0	0	0	0	0.0	0	0	0	0.0	0	0	0	0.0	0	0	0	0.0	0	24	24	0.4			
Information Technology	0	0	0	0.0	8	7	15	0.6	0	0	0	0.0	0	0	0	0.0	0	0	0	0.0	0	0	0	0.0	4	5	9	0.5	12	12	24	0.4			
Agriculture	0	3	3	0.4	8	6	14	0.5	0	0	0	0.0	0	0	0	0.0	0	0	0	0.0	3	2	5	2.3	0	0	0	0.0	11	11	22	0.4			
Architecture	0	0	0	0.0	0	0	0	0.0	0	0	0	0.0	0	0	0	0.0	0	0	0	0.0	0	0	0	0.0	19	3	22	1.3	19	3	22	0.4			
Nutrition & Dietetics	0	0	0	0.0	3	6	9	0.4	0	0	0	0.0	0	0	0	0.0	0	0	0	0.0	0	0	0	0.0	0	12	12	0.7	3	18	21	0.4			

Programme	Skill Level																																		
	Artisan				Certificate				Certificate/GTT1				Certificate/GTT11				Certificate/GTT111				Craft				Diploma				Total		Grand Total	%			
	Male	Female	Total	%	Male	Female	Total	%	Male	Female	Total	%	Male	Female	Total	%	Male	Female	Total	%	Male	Female	Total	%	Male	Female	Total	%	Male	Female	Total	%	Male	Female	
Plumbing & Pipe Fitting	0	0	0	0.0	7	12	19	0.7	0	0	0	0.0	0	0	0	0.0	0	0	0	0.0	0	0	0	0.0	0	0	0	0.0	7	12	19	0.4			
Computer Operator	0	0	0	0.0	6	9	15	0.6	0	0	0	0.0	0	0	0	0.0	0	0	0	0.0	0	0	0	0.0	0	0	0	0.0	6	9	15	0.3			
Welding & Fabrication	2	0	2	0.3	1	0	1	0.0	0	0	0	0.0	0	0	0	0.0	5	7	12	8.6	0	0	0	0.0	0	0	0	0.0	8	7	15	0.3			
Electrical & Electronics Technology	0	0	0	0.0	0	0	0	0.0	0	0	0	0.0	0	0	0	0.0	0	0	0	0.0	14	0	14	6.3	0	0	0	0.0	14	0	14	0.3			
Disaster Management	0	0	0	0.0	0	0	0	0.0	0	0	0	0.0	0	0	0	0.0	0	0	0	0.0	0	0	0	0.0	5	8	13	0.8	5	8	13	0.2			
Professional Marketing	0	0	0	0.0	4	9	13	0.5	0	0	0	0.0	0	0	0	0.0	0	0	0	0.0	0	0	0	0.0	0	0	0	0.0	4	9	13	0.2			
Construction Plant Engineering	0	0	0	0.0	0	0	0	0.0	0	0	0	0.0	0	0	0	0.0	0	0	0	0.0	0	0	0	0.0	10	1	11	0.7	10	1	11	0.2			
Laboratory Science	0	0	0	0.0	7	4	11	0.4	0	0	0	0.0	0	0	0	0.0	0	0	0	0.0	0	0	0	0.0	0	0	0	0.0	7	4	11	0.2			
Tourism Management	0	0	0	0.0	0	0	0	0.0	0	0	0	0.0	0	0	0	0.0	0	0	0	0.0	1	4	5	2.3	6	0	6	0.4	7	4	11	0.2			
Beauty	0	0	0	0.0	2	3	5	0.2	0	0	0	0.0	0	0	0	0.0	0	0	0	0.0	0	0	0	0.0	1	4	5	0.3	3	7	10	0.2			
Motor Vehicle Mechanics	10	0	10	1.5	0	0	0	0.0	0	0	0	0.0	0	0	0	0.0	0	0	0	0.0	0	0	0	0.0	0	0	0	0.0	10	0	10	0.2			
Cooperative Management	0	0	0	0.0	0	0	0	0.0	0	0	0	0.0	0	0	0	0.0	0	0	0	0.0	0	0	0	0.0	3	6	9	0.5	3	6	9	0.2			
Counselling & Psychology	0	0	0	0.0	0	3	3	0.1	0	0	0	0.0	0	0	0	0.0	0	0	0	0.0	0	0	0	0.0	2	4	6	0.4	2	7	9	0.2			
Plumber Wire Fitter	0	0	0	0.0	0	0	0	0.0	0	0	0	0.0	0	0	0	0.0	6	3	9	6.5	0	0	0	0.0	0	0	0	0.0	6	3	9	0.2			
Road Construction	0	0	0	0.0	0	0	0	0.0	0	0	0	0.0	0	0	0	0.0	0	0	0	0.0	5	4	9	4.1	0	0	0	0.0	5	4	9	0.2			
Food Science & Processing Technology	0	0	0	0.0	0	0	0	0.0	0	0	0	0.0	0	0	0	0.0	0	0	0	0.0	0	0	0	0.0	2	6	8	0.5	2	6	8	0.1			
Fashion & Design	0	2	2	0.3	0	3	3	0.1	0	0	0	0.0	0	0	0	0.0	0	0	0	0.0	0	2	2	0.9	0	0	0	0.0	0	7	7	0.1			
Fashion Design & Clothing Technology	0	0	0	0.0	0	0	0	0.0	0	0	0	0.0	0	0	0	0.0	0	0	0	0.0	0	0	0	0.0	0	6	6	0.4	0	6	6	0.1			

Programme	Skill Level																																							
	Artisan				Certificate				Certificate/GTT1				Certificate/GTT11				Certificate/GTT111				Craft				Diploma				Total		Grand Total	%								
	Male	Female	Total	%	Male	Female	Total	%	Male	Female	Total	%	Male	Female	Total	%	Male	Female	Total	%	Male	Female	Total	%	Male	Female	Total	%	Male	Female	Total	%	Male	Female						
Front Office Operation & Administration	0	0	0	0.0	0	6	6	0.2	0	0	0	0.0	0	0	0	0.0	0	0	0	0.0	0	0	0	0.0	0	0	0	0.0	0	0	0	0.0	0	0	0	0.0	0	6	6	0.1
Catering Supervision	0	0	0	0.0	1	4	5	0.2	0	0	0	0.0	0	0	0	0.0	0	0	0	0.0	0	0	0	0.0	0	0	0	0.0	0	0	0	0.0	0	0	0	0.0	1	4	5	0.1
Food Science Processing & Preservation Technology	0	0	0	0.0	0	0	0	0.0	0	0	0	0.0	0	0	0	0.0	0	0	0	0.0	0	0	0	0.0	0	5	5	2.3	0	0	0	0.0	0	5	5	0.1				
Catering & Accommodation	0	0	0	0.0	0	4	4	0.2	0	0	0	0.0	0	0	0	0.0	0	0	0	0.0	0	0	0	0.0	0	0	0	0.0	0	0	0	0.0	0	0	0	0.0	0	4	4	0.1
Information Studies	0	0	0	0.0	0	0	0	0.0	0	0	0	0.0	0	0	0	0.0	0	0	0	0.0	0	4	4	1.8	0	0	0	0.0	0	4	4	0.1								
Agribusiness	0	0	0	0.0	1	2	3	0.1	0	0	0	0.0	0	0	0	0.0	0	0	0	0.0	0	0	0	0.0	0	0	0	0.0	0	0	0	0.0	1	2	3	0.1				
Electrical & Electronics Engineering (Power Option)	0	0	0	0.0	0	0	0	0.0	0	0	0	0.0	0	0	0	0.0	0	0	0	0.0	0	0	0	0.0	0	0	0	0.0	3	0	3	0.2	3	0	3	0.1				
Marketing Management	0	0	0	0.0	0	0	0	0.0	0	0	0	0.0	0	0	0	0.0	0	0	0	0.0	0	0	0	0.0	0	0	0	0.0	1	2	3	0.2	1	2	3	0.1				
Carpentry & Joinery	1	0	1	0.1	0	0	0	0.0	0	0	0	0.0	0	0	0	0.0	1	0	1	0.7	0	0	0	0.0	0	0	0	0.0	0	0	0	0.0	2	0	2	0.0				
Leather Technology	0	0	0	0.0	0	0	0	0.0	0	0	0	0.0	0	0	0	0.0	0	0	0	0.0	2	0	2	0.9	0	0	0	0.0	2	0	2	0.0								
Hospitality	0	0	0	0.0	1	0	1	0.0	0	0	0	0.0	0	0	0	0.0	0	0	0	0.0	0	0	0	0.0	0	0	0	0.0	0	0	0	0.0	1	0	1	0.0				
Motor Vehicle Technology	1	0	1	0.1	0	0	0	0.0	0	0	0	0.0	0	0	0	0.0	0	0	0	0.0	0	0	0	0.0	0	0	0	0.0	0	0	0	0.0	1	0	1	0.0				
<b>Total</b>	<b>405</b>	<b>264</b>	<b>669</b>	<b>100.0</b>	<b>1224</b>	<b>1341</b>	<b>2565</b>	<b>100.0</b>	<b>12</b>	<b>61</b>	<b>73</b>	<b>100.0</b>	<b>9</b>	<b>46</b>	<b>55</b>	<b>100.0</b>	<b>51</b>	<b>88</b>	<b>139</b>	<b>100.0</b>	<b>12</b>	<b>10</b>	<b>22</b>	<b>100.0</b>	<b>90</b>	<b>77</b>	<b>168</b>	<b>100.0</b>	<b>272</b>	<b>267</b>	<b>5407</b>	<b>100.0</b>								
<b>Grand Total</b>	<b>699</b>				<b>2565</b>				<b>73</b>				<b>55</b>				<b>139</b>				<b>222</b>				<b>1684</b>				<b>5407</b>											
<b>%</b>	<b>12.9</b>				<b>47.4</b>				<b>1.4</b>				<b>1.0</b>				<b>2.6</b>				<b>4.1</b>				<b>31.1</b>				<b>100.0</b>											

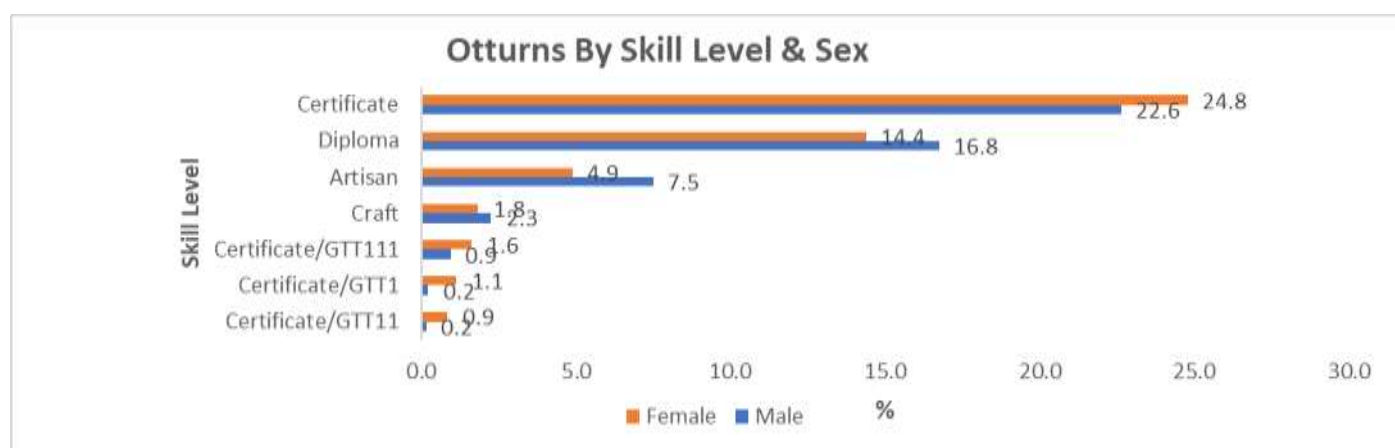


### 2.11.2 Outturns by Educational Level and Sex in Technical Vocational Colleges (TVCs) in the year 2022.

**Table 23** and **Figure 10** presents a summary of outturns by Skill Level by sex in TVCs for the year 2022. Out of the total 5407 outturns in the TVCs institutions, Certificate training level had the highest number of outturns at 2565 (47.4%) followed by Diploma and Artisan training levels at 1684 (31.1%) and 669 (12.4%) respectively. Female outturns dominated at the Certificate, Certificate/GTT111, Certificate/GTT1 and Certificate/GTT11 training levels at while male outturns in dominated at Diploma, Artisan and Craft training levels.

**Table 23: Summary of Outturns by Skill Level and Sex Technical Vocational Colleges (TVCs) in the year 2022.**

Skill Level	Sex					
	Male	%	Female	%	Total	%
Certificate	1224	22.6	1341	24.8	2565	<b>47.4</b>
Diploma	906	16.8	778	14.4	1684	<b>31.1</b>
Artisan	405	7.5	264	4.9	669	<b>12.4</b>
Craft	122	2.3	100	1.8	222	<b>4.1</b>
Certificate/GTT111	51	0.9	88	1.6	139	<b>2.6</b>
Certificate/GTT1	12	0.2	61	1.1	73	<b>1.4</b>
Certificate/GTT11	9	0.2	46	0.9	55	<b>1.0</b>
<b>Grand Total</b>	<b>2729</b>	<b>50.5</b>	<b>2678</b>	<b>49.5</b>	<b>5407</b>	<b>100.0</b>



**Figure 10: Skill Level by Sex Technical Vocational Colleges (TVCs)**

### 2.11.3 Summary of Frequencies of Programme and Skill Level in Technical Vocational Colleges (TVCs) in the year 2022.

In the reference period, a total of 338 programmes were recorded in the TVCs. Table 24 shows that the most common programme was Plumbing by frequency counts 26 followed Food & Beverage, Hairdressing & Beauty Therapy, Community Development & Social Work and; Information Communication Technology at frequency counts of 18, 17, 15 and 15 15 respectively of the total 338 frequency counts. Diploma Skill Level was the most

common level with a frequency of 91 (26.9%) followed by both Artisan and Certificate training levels at 86 (25.4%) frequency counts of the total.

**Table 24: Summary of Total Programme by Skill Level Technical Vocational Colleges (TVCs) in the year 2022.**

Programme	Skill Level							Grand Total
	Artisan	Certificate	Certificate/GTT1	Certificate/GTT1	Certificate/GTT11	Craft	Diploma	
Plumbing	17	2	0	0	0	7	0	26
Food & Beverage	7	6	0	0	0	3	2	18
Hairdressing & Beauty Therapy	3	6	2	2	3	0	1	17
Community Development & Social Work	1	4	0	0	0	3	7	15
Information Communication Technology	0	6	1	0	1	3	4	15
Building & Construction	2	3	0	0	0	2	6	13
Electrical Engineering	5	1	0	0	1	3	2	12
Supply Chain Management	0	4	0	0	0	1	7	12
Electrical Installation	10	1	0	0	0	0	0	11
Masonry	8	0	0	0	1	0	0	9
Automotive Engineering	4	1	0	0	0	1	2	8
Business Management	0	3	0	0	0	1	4	8
Electrical & Electronics Engineering	1	3	0	0	0	2	2	8
Human Resource Management	0	2	0	0	0	1	5	8
Fashion Design & Garment Making	3	1	0	1	2	0	0	7
Agriculture	2	2	0	0	0	2	0	6
Beauty & Therapy	0	3	1	1	1	0	0	6
Civil Engineering	0	0	0	0	0	1	5	6
Dress Making	0	2	0	1	3	0	0	6
Mechanical Engineering	1	1	0	0	0	1	3	6
Mechanics	5	0	0	0	1	0	0	6
Fashion & Design	2	1	0	0	0	2	0	5
Secretarial Studies	2	1	0	0	0	2	0	5
Welding & Fabrication	2	1	0	0	2	0	0	5
Electrical Wireman	1	1	0	1	1	0	0	4
Nutrition & Dietetics	0	2	0	0	0	0	2	4
Social Work	0	1	0	0	0	2	1	4
Welding	3	0	0	0	1	0	0	4
Certified Public Accountant (CPA)	0	3	0	0	0	0	0	3
Electrical Engineering (Power Option)	0	0	0	0	0	1	2	3
Hospitality Management	0	1	0	0	0	0	2	3
Information Technology	0	2	0	0	0	0	1	3

Programme	Skill Level							
	Artisan	Certificate	Certificate/GTI	Certificate/GTI1	Certificate/GTI11	Craft	Diploma	Grand Total
Land Survey	0	0	0	0	0	2	1	3
Project Management	0	0	0	0	0	0	3	3
Sales & Marketing	0	1	0	0	0	0	2	3
Store Keeping	3	0	0	0	0	0	0	3
Tourism Management	0	0	0	0	0	1	2	3
Accountancy	0	1	0	0	0	0	1	2
Accounting Technician	0	0	0	0	0	0	2	2
Agricultural Engineering	0	0	0	0	0	0	2	2
Beauty	0	1	0	0	0	0	1	2
Carpentry & Joinery	1	0	0	0	1	0	0	2
Catering & Accommodation	0	2	0	0	0	0	0	2
Community Health & Development	0	1	0	0	0	0	1	2
Cooperative Management	0	0	0	0	0	0	2	2
Counselling & Psychology	0	1	0	0	0	0	1	2
Dairy Production & Management	0	1	0	0	0	0	1	2
Disaster Management	0	0	0	0	0	0	2	2
Rating Forming Part of Engineering Watch	0	2	0	0	0	0	0	2
Agribusiness	0	1	0	0	0	0	0	1
Architecture	0	0	0	0	0	0	1	1
Catering Supervision	0	1	0	0	0	0	0	1
Computer Application	0	1	0	0	0	0	0	1
Computer Integrated Manufacturing	0	0	0	0	0	0	1	1
Computer Operator	0	1	0	0	0	0	0	1
Construction Plant Engineering	0	0	0	0	0	0	1	1
Cosmetology	0	0	0	0	0	0	1	1
Coxswain	0	1	0	0	0	0	0	1
Digital Marketing	0	0	0	0	0	0	1	1
Electrical & Electronics Engineering (Power Option)	0	0	0	0	0	0	1	1
Electrical & Electronics Technology	0	0	0	0	0	1	0	1
Fashion Design & Clothing Technology	0	0	0	0	0	0	1	1
Food Science & Processing Technology	0	0	0	0	0	0	1	1
Food Science Processing & Preservation Technology	0	0	0	0	0	1	0	1

Programme	Skill Level							
	Artisan	Certificate	Certificate/GTI	Certificate/GTI1	Certificate/GTI11	Craft	Diploma	Grand Total
Front Office Operation & Administration	0	1	0	0	0	0	0	1
Health Service Support	0	1	0	0	0	0	0	1
Highway Engineering	0	0	0	0	0	0	1	1
Hospitality	0	1	0	0	0	0	0	1
Information Studies	0	0	0	0	0	1	0	1
Laboratory Science	0	1	0	0	0	0	0	1
Leather Technology	0	0	0	0	0	1	0	1
Marketing Management	0	0	0	0	0	0	1	1
Motor Vehicle Mechanics	1	0	0	0	0	0	0	1
Motor Vehicle Technology	1	0	0	0	0	0	0	1
Perioperative Theatre Technology	0	0	0	0	0	0	1	1
Plant Mechanics	1	0	0	0	0	0	0	1
Plumber Wire Fitter	0	0	0	0	1	0	0	1
Plumbing & Pipe Fitting	0	1	0	0	0	0	0	1
Professional Marketing	0	1	0	0	0	0	0	1
Quantity Survey	0	0	0	0	0	0	1	1
Road Construction	0	0	0	0	0	1	0	1
Standard Training Certification & Watchkeeping for Seafarers (STCW)	0	1	0	0	0	0	0	1
<b>Grand Total</b>	<b>86</b>	<b>86</b>	<b>4</b>	<b>6</b>	<b>19</b>	<b>46</b>	<b>91</b>	<b>338</b>
<b>%</b>	<b>25.4</b>	<b>25.4</b>	<b>1.2</b>	<b>1.8</b>	<b>5.6</b>	<b>13.6</b>	<b>26.9</b>	<b>100.0</b>

## **2.13 VOCATIONAL TRAINING CENTERS (VTCs)**

These institutions fall under the mandate of the County Governments. Vocational Training Centers offer courses leading to the award of Artisan, Craft and Certificate level certifications. However, some of the VTCs have introduced Diploma Level Courses.

### **2.13.1 Outturns by Programmes and Skill Level in Vocational Training Centers (VTCs) in the year 2022.**

**Table 25** presents a summary of outturns by programme and Skill Level in Institutes of VTCs for the year 2022. A total of 78054 outturns were recorded where 41860 were male and 36194 were female. During the year, 2D Animation had the highest number of outturns at 11.9% followed by 3D Animation & Multi-media, Accountancy and; Accounting Technician at 6.7%, 6.1% and 6.0% respectively. Artisan Skill Level had the highest number of outturns at 25.1% followed by Certificate and Certificate/GTT111 at 23.9% and 22.4% respectively.

**Table 25: Summary of Outturns by Programme and Skill Level in Vocational Training Centers (VTCs)**

Programme	Artisan				Certificate				Certificate/GTT1				Certificate/GTT11				Certificate/GTT111				Craft				Diploma				Total	
	Male	Female	Total	%	Male	Female	Total	%	Male	Female	Total	%	Male	Female	Total	%	Male	Female	Total	%	Male	Female	Total	%	Male	Female	Total	%	Male	
2D Animation	0	0	0	0.0	5	0	5	0.0	0	0	0	0.0	0	0	0	0.0	0	0	0	0.0	0	0	0	0.0	0	0	0	0.0	1054	82
3D Animation & Multi media	0	0	0	0.0	58	21	79	0.4	0	0	0	0.0	0	0	0	0.0	0	0	0	0.0	0	0	0	0.0	32	12	44	0.8	5057	1
Accountancy	0	0	0	0.0	6	8	14	0.1	0	0	0	0.0	0	0	0	0.0	0	0	0	0.0	0	0	0	0.0	33	32	65	1.1	3429	13
Accounting Technician	0	0	0	0.0	1	2	3	0.0	0	0	0	0.0	0	0	0	0.0	0	0	0	0.0	0	0	0	0.0	4	12	16	0.3	573	41
Adapted Information Computer Technology	0	0	0	0.0	1	1	2	0.0	0	0	0	0.0	0	0	0	0.0	0	0	0	0.0	0	0	0	0.0	0	0	0	0.0	3568	4
Adult Education	0	0	0	0.0	50	31	81	0.4	0	0	0	0.0	0	0	0	0.0	0	0	0	0.0	0	0	0	0.0	0	0	0	0.0	1765	21
Agribusiness	0	0	0	0.0	121	84	205	1.1	0	0	0	0.0	0	0	0	0.0	0	0	0	0.0	0	0	0	0.0	0	0	0	0.0	2862	2
Agribusiness Development	0	0	0	0.0	6	3	9	0.0	0	0	0	0.0	0	0	0	0.0	0	0	0	0.0	0	0	0	0.0	0	0	0	0.0	2566	4
Agribusiness Management	0	0	0	0.0	2	7	9	0.0	0	0	0	0.0	0	0	0	0.0	0	0	0	0.0	0	0	0	0.0	0	0	0	0.0	160	24
Agribusiness Technology	0	0	0	0.0	0	1	1	0.0	0	0	0	0.0	0	0	0	0.0	0	0	0	0.0	0	0	0	0.0	0	0	0	0.0	2054	2
Agricultural Engineering	1	0	1	0.0	1	2	3	0.0	0	0	0	0.0	0	0	0	0.0	0	0	0	0.0	0	0	0	0.0	2	2	4	0.1	486	16
Agriculture	12	10	22	0.1	21	27	48	0.3	0	0	0	0.0	0	0	0	0.0	0	0	0	0.0	0	0	0	0.0	11	7	18	0.3	302	17
Air Conditioning & Refrigeration	0	0	0	0.0	14	2	16	0.1	16	2	18	0.2	0	0	0	0.0	6	0	6	0.0	0	0	0	0.0	0	0	0	0.0	100	19
Animation & Motion Graphics	0	0	0	0.0	0	0	0	0.0	0	0	0	0.0	0	0	0	0.0	0	0	0	0.0	0	0	0	0.0	5	2	7	0.1	1835	1
Aquaculture	12	1	13	0.1	0	0	0	0.0	0	0	0	0.0	0	0	0	0.0	0	0	0	0.0	0	0	0	0.0	0	0	0	0.0	1793	8
Archives & Record Management	0	0	0	0.0	0	0	0	0.0	0	0	0	0.0	0	0	0	0.0	0	0	0	0.0	0	0	0	0.0	0	3	3	0.1	1369	1
Artificial Insemination	0	0	0	0.0	53	10	63	0.3	0	0	0	0.0	0	0	0	0.0	0	0	0	0.0	0	0	0	0.0	0	0	0	0.0	653	8
Association of Business Executives	0	0	0	0.0	0	0	0	0.0	0	0	0	0.0	0	0	0	0.0	0	0	0	0.0	0	0	0	0.0	23	16	39	0.7	530	8
Association of Chartered Accountants	0	0	0	0.0	9	15	24	0.1	0	0	0	0.0	0	0	0	0.0	0	0	0	0.0	0	0	0	0.0	0	0	0	0.0	1226	5
Automotive Engineering	126	13	139	0.7	29	3	32	0.2	117	6	123	1.1	0	0	0	0.0	0	0	0	0.0	62	26	88	2.6	32	1	33	0.6	978	2
Bakery	0	0	0	0.0	23	41	64	0.3	0	0	0	0.0	0	0	0	0.0	0	0	0	0.0	0	0	0	0.0	0	0	0	0.0	636	5
Bakery & Pastry	0	0	0	0.0	0	0	0	0.0	0	0	0	0.0	0	0	0	0.0	6	46	52	0.3	0	0	0	0.0	0	0	0	0.0	368	7
Baking Technology	0	0	0	0.0	0	5	5	0.0	0	0	0	0.0	0	0	0	0.0	0	0	0	0.0	0	0	0	0.0	0	0	0	0.0	690	2
Ball Making	0	0	0	0.0	14	3	17	0.1	0	0	0	0.0	0	0	0	0.0	0	0	0	0.0	0	0	0	0.0	0	0	0	0.0	84	8
Barber & Beauty	0	0	0	0.0	0	2	2	0.0	0	0	0	0.0	0	0	0	0.0	0	0	0	0.0	0	0	0	0.0	0	0	0	0.0	82	6
Barbering	12	4	16	0.1	2	0	2	0.0	0	0	0	0.0	0	0	0	0.0	0	0	0	0.0	0	0	0	0.0	0	0	0	0.0	279	3

Programme	Artisan				Certificate				Certificate/GTT1				Certificate/GTT11				Certificate/GTT111				Craft				Diploma				Total				
	Male	Female	Total	%	Male	Female	Total	%	Male	Female	Total	%	Male	Female	Total	%	Male	Female	Total	%	Male	Female	Total	%	Male	Female	Total	%	Male				
Basic Firefighter	0	0	0	0.0	23	2	25	0.1	0	0	0	0.0	0	0	0	0.0	0	0	0	0.0	0	0	0	0.0	0	0	0	0.0	0	0	0	0.0	589
Beading & Decoration	0	0	0	0.0	0	0	0	0.0	0	4	4	0.0	0	0	0	0.0	0	0	0	0.0	0	0	0	0.0	0	0	0	0.0	0	0	0	0.0	582
Beadwork & Accessory Making	0	0	0	0.0	6	5	11	0.1	0	0	0	0.0	0	0	0	0.0	0	0	0	0.0	0	0	0	0.0	0	0	0	0.0	0	0	0	0.0	198
Beauty	2	17	19	0.1	1	15	16	0.1	0	0	0	0.0	0	0	0	0.0	0	0	0	0.0	0	0	0	0.0	0	0	0	0.0	0	0	0	0.0	366
Beauty & Therapy	12	191	203	1.0	9	63	72	0.4	9	163	172	1.5	0	22	22	1.4	22	227	249	1.4	0	15	15	0.5	32	144	176	3.0	369				
Bible & Theology	0	0	0	0.0	3	0	3	0.0	0	0	0	0.0	0	0	0	0.0	0	0	0	0.0	0	0	0	0.0	0	0	0	0.0	0	3	3	0.1	387
Broadcast & Journalism	0	0	0	0.0	0	0	0	0.0	0	0	0	0.0	0	0	0	0.0	0	0	0	0.0	0	0	0	0.0	0	0	0	0.0	15	6	21	0.4	316
Building & Construction Engineering	7	1	8	0.0	0	0	0	0.0	0	0	0	0.0	0	0	0	0.0	0	0	0	0.0	0	0	0	0.0	0	0	0	0.0	0	0	0	0.0	51
Building & Construction	670	17	687	3.5	188	27	215	1.2	383	13	396	3.4	37	6	43	2.8	441	4	445	2.5	93	30	123	3.7	23	3	26	0.4	23				
Building Technology	0	0	0	0.0	3	2	5	0.0	0	0	0	0.0	0	0	0	0.0	0	0	0	0.0	0	0	0	0.0	0	0	0	0.0	0	0	0	0.0	238
Business Administration	0	0	0	0.0	1	4	5	0.0	0	0	0	0.0	0	0	0	0.0	0	0	0	0.0	0	0	0	0.0	25	23	48	0.8	97				
Business Management	0	0	0	0.0	167	180	347	1.9	0	0	0	0.0	0	0	0	0.0	0	0	0	0.0	0	1	1	0.0	486	637	1123	19.4	124				
Cake Decoration & Pastry (Partial)	0	0	0	0.0	3	12	15	0.1	0	0	0	0.0	0	0	0	0.0	0	0	0	0.0	0	0	0	0.0	0	0	0	0.0	0	0	0	0.0	100
Cake Production & Decoration (Partial)	0	0	0	0.0	3	12	15	0.1	0	0	0	0.0	0	0	0	0.0	0	0	0	0.0	0	0	0	0.0	0	0	0	0.0	0	0	0	0.0	190
Cake Production & Pastry Production (Partial)	0	0	0	0.0	3	12	15	0.1	0	0	0	0.0	0	0	0	0.0	0	0	0	0.0	0	0	0	0.0	0	0	0	0.0	0	0	0	0.0	51
Cake Production (Partial)	0	0	0	0.0	3	12	15	0.1	0	0	0	0.0	0	0	0	0.0	0	0	0	0.0	0	0	0	0.0	0	0	0	0.0	0	0	0	0.0	121
Cambridge IGCSE & A/AS	0	0	0	0.0	25	45	70	0.4	0	0	0	0.0	0	0	0	0.0	0	0	0	0.0	0	0	0	0.0	0	0	0	0.0	0	0	0	0.0	100
Carpentry & Joinery	623	48	671	3.4	96	3	99	0.5	488	8	496	4.3	60	8	68	4.4	522	22	544	3.1	4	0	4	0.1	0	0	0	0.0	100				
Catering	0	0	0	0.0	7	40	47	0.3	0	0	0	0.0	0	0	0	0.0	0	0	0	0.0	0	0	0	0.0	0	0	0	0.0	0	0	0	0.0	99
Catering & Accommodation	0	0	0	0.0	77	618	695	3.7	0	0	0	0.0	0	0	0	0.0	0	0	0	0.0	0	0	0	0.0	5	6	11	0.2	70				
Certified Public Accountant (CPA)	0	0	0	0.0	6	19	25	0.1	50	75	125	1.1	0	0	0	0.0	0	0	0	0.0	0	0	0	0.0	0	0	0	0.0	0	0	0	0.0	50
Certified Secretaries Studies	0	0	0	0.0	0	10	10	0.1	0	0	0	0.0	0	0	0	0.0	0	0	0	0.0	0	0	0	0.0	0	0	0	0.0	0	0	0	0.0	98
Cisco Certified Network Associate	0	0	0	0.0	4	2	6	0.0	0	0	0	0.0	0	0	0	0.0	0	0	0	0.0	0	0	0	0.0	0	0	0	0.0	0	0	0	0.0	119
Civil Engineering	0	0	0	0.0	3	2	5	0.0	0	0	0	0.0	0	0	0	0.0	0	0	0	0.0	0	0	0	0.0	18	11	29	0.5	65				
Clothing Technology	0	0	0	0.0	0	0	0	0.0	0	0	0	0.0	0	0	0	0.0	0	3	3	0.0	0	0	0	0.0	0	0	0	0.0	0	0	0	0.0	56

Programme	Artisan				Certificate				Certificate/GTT1				Certificate/GTT11				Certificate/GTT111				Craft				Diploma				Total				
	Male	Female	Total	%	Male	Female	Total	%	Male	Female	Total	%	Male	Female	Total	%	Male	Female	Total	%	Male	Female	Total	%	Male	Female	Total	%	Male				
Community Development	0	0	0	0.0	2	10	12	0.1	0	0	0	0.0	0	0	0	0.0	0	0	0	0.0	0	0	0	0.0	0	0	0	0.0	3	6	9	0.2	59
Community Development & Social Work	0	0	0	0.0	49	35	84	0.4	0	0	0	0.0	0	0	0	0.0	0	0	0	0.0	0	0	0	0.0	0	0	0	0.0	50	62	112	1.9	49
Community Health	0	0	0	0.0	4	3	7	0.0	0	0	0	0.0	0	0	0	0.0	0	0	0	0.0	0	0	0	0.0	0	0	0	0.0	2	5	7	0.1	40
Computer	2	4	6	0.0	125	256	381	2.0	20	28	48	0.4	5	12	17	1.1	45	37	82	0.5	1	2	3	0.1	0	0	0	0.0	129				
Computer & Music	0	0	0	0.0	100	100	200	1.1	0	0	0	0.0	0	0	0	0.0	0	0	0	0.0	0	0	0	0.0	0	0	0	0.0	22				
Computer Accounting	0	0	0	0.0	0	1	1	0.0	0	0	0	0.0	0	0	0	0.0	0	0	0	0.0	0	0	0	0.0	0	0	0	0.0	31				
Computer Application	0	0	0	0.0	124	127	251	1.3	0	0	0	0.0	0	0	0	0.0	0	0	0	0.0	0	0	0	0.0	0	0	0	0.0	90				
Computer Graphics & Design	0	0	0	0.0	0	0	0	0.0	0	0	0	0.0	0	0	0	0.0	0	0	0	0.0	7	0	7	0.2	0	0	0	0.0	57				
Computer Networks Maintenance	0	0	0	0.0	0	0	0	0.0	0	0	0	0.0	0	0	0	0.0	0	0	0	0.0	3	0	3	0.1	0	0	0	0.0	92				
Computer Operator	2	2	4	0.0	8	38	46	0.2	11	23	34	0.3	0	0	0	0.0	23	33	56	0.3	6	14	20	0.6	0	0	0	0.0	17				
Computer Packages	0	0	0	0.0	425	455	880	4.7	106	51	157	1.3	0	0	0	0.0	105	51	156	0.9	0	0	0	0.0	0	0	0	0.0	45				
Computer Programming	0	0	0	0.0	0	1	1	0.0	0	0	0	0.0	0	0	0	0.0	0	0	0	0.0	0	0	0	0.0	0	0	0	0.0	32				
Computer Studies	0	1	1	0.0	32	47	79	0.4	0	0	0	0.0	0	0	0	0.0	0	0	0	0.0	0	0	0	0.0	0	0	0	0.0	44				
Computer User Specialist	0	0	0	0.0	0	0	0	0.0	0	0	0	0.0	0	0	0	0.0	0	0	0	0.0	57	63	120	3.6	0	0	0	0.0	80				
Computer/Information Technology	0	0	0	0.0	7	4	11	0.1	0	0	0	0.0	0	0	0	0.0	0	0	0	0.0	0	0	0	0.0	0	0	0	0.0	35				
Computerized Accounts Packages	0	0	0	0.0	0	0	0	0.0	0	0	0	0.0	0	0	0	0.0	0	0	0	0.0	5	5	10	0.3	0	0	0	0.0	56				
Computerized Secretarial Studies	0	0	0	0.0	2	7	9	0.0	0	0	0	0.0	0	0	0	0.0	0	0	0	0.0	0	0	0	0.0	0	0	0	0.0	50				
Construction Plant Mechanic	60	4	64	0.3	0	0	0	0.0	0	0	0	0.0	0	0	0	0.0	0	0	0	0.0	0	0	0	0.0	0	0	0	0.0	32				
Cookery	0	0	0	0.0	0	0	0	0.0	0	0	0	0.0	0	0	0	0.0	0	0	0	0.0	0	0	0	0.0	22	30	52	0.9	39				
Cooperative Management	0	0	0	0.0	0	0	0	0.0	0	0	0	0.0	0	0	0	0.0	0	0	0	0.0	0	0	0	0.0	0	1	1	0.0	15				
Cosmetology	0	0	0	0.0	334	523	857	4.6	0	0	0	0.0	0	0	0	0.0	0	0	0	0.0	28	9	37	1.1	6	186	192	3.3	21				
Counselling & Psychology	0	0	0	0.0	10	24	34	0.2	0	0	0	0.0	0	0	0	0.0	0	0	0	0.0	0	0	0	0.0	12	79	91	1.6	25				
Dairy Farm Management	12	1	13	0.1	0	0	0	0.0	0	0	0	0.0	0	0	0	0.0	0	0	0	0.0	0	0	0	0.0	0	0	0	0.0	51				
Digital Literacy	0	0	0	0.0	59	88	147	0.8	0	0	0	0.0	0	0	0	0.0	0	0	0	0.0	0	0	0	0.0	0	0	0	0.0	23				
Digital Marketing	0	0	0	0.0	0	0	0	0.0	0	0	0	0.0	0	0	0	0.0	0	0	0	0.0	0	0	0	0.0	11	13	24	0.4	60				

Programme	Artisan				Certificate				Certificate/GTT1				Certificate/GTT11				Certificate/GTT111				Craft				Diploma				Total				
	Male	Female	Total	%	Male	Female	Total	%	Male	Female	Total	%	Male	Female	Total	%	Male	Female	Total	%	Male	Female	Total	%	Male	Female	Total	%	Male				
Dreadlocks	0	0	0	0.0	2	0	2	0.0	0	0	0	0.0	0	0	0	0.0	0	0	0	0.0	0	0	0	0.0	0	0	0	0.0	0	0	0	0.0	41
Dress Making	49	545	594	3.0	14	290	304	1.6	15	376	391	3.4	4	52	56	3.6	78	1126	1204	6.9	0	52	52	1.6	0	0	0	0.0	6				
Driving	0	0	0	0.0	668	132	800	4.3	0	0	0	0.0	0	0	0	0.0	22	8	30	0.2	288	126	414	12.5	0	0	0	0.0	53				
Early Childhood Teacher Education	0	0	0	0.0	19	40	59	0.3	0	0	0	0.0	0	0	0	0.0	0	0	0	0.0	0	0	0	0.0	13	25	38	0.7	40				
Education Life Skills	0	0	0	0.0	9	11	20	0.1	0	0	0	0.0	0	0	0	0.0	0	0	0	0.0	0	0	0	0.0	0	0	0	0.0	45				
Electric Welder	0	0	0	0.0	0	0	0	0.0	12	1	13	0.1	0	0	0	0.0	4	0	4	0.0	0	0	0	0.0	0	0	0	0.0	48				
Electrical & Electronics (Instagram Option)	0	0	0	0.0	0	0	0	0.0	0	0	0	0.0	0	0	0	0.0	0	0	0	0.0	0	0	0	0.0	24	6	30	0.5	48				
Electrical & Electronics Engineering	395	62	457	2.3	310	27	337	1.8	111	14	125	1.1	0	0	0	0.0	146	16	162	0.9	284	19	303	9.1	123	23	146	2.5	53				
Electrical & Electronics Technology	121	9	130	0.7	50	6	56	0.3	49	3	52	0.4	132	12	144	9.4	17	0	17	0.1	0	0	0	0.0	0	0	0	0.0	22				
Electrical & Electronics Technology (Power Option)	0	0	0	0.0	0	0	0	0.0	0	0	0	0.0	0	0	0	0.0	11	0	11	0.1	0	0	0	0.0	0	0	0	0.0	26				
Electrical & Refrigeration	0	0	0	0.0	0	0	0	0.0	0	0	0	0.0	0	0	0	0.0	48	10	58	0.3	0	0	0	0.0	0	0	0	0.0	6				
Electrical Engineering	38	6	44	0.2	13	5	18	0.1	41	7	48	0.4	0	0	0	0.0	94	6	100	0.6	0	0	0	0.0	4	0	4	0.1	22				
Electrical Engineering (Power Option)	0	0	0	0.0	10	6	16	0.1	0	0	0	0.0	0	0	0	0.0	0	0	0	0.0	0	0	0	0.0	0	0	0	0.0	10				
Electrical Installation	1007	154	1161	5.9	275	24	299	1.6	529	87	616	5.3	10	5	15	1.0	690	94	784	4.5	51	36	87	2.6	4	0	4	0.1	7				
Electrical Maintenance	0	0	0	0.0	12	1	13	0.1	0	0	0	0.0	0	0	0	0.0	0	0	0	0.0	0	0	0	0.0	0	0	0	0.0	5				
Electrical Technology	23	0	23	0.1	0	0	0	0.0	33	2	35	0.3	0	0	0	0.0	18	2	20	0.1	6	4	10	0.3	0	0	0	0.0	21				
Electrical Wireman	987	66	1053	5.4	210	49	259	1.4	696	48	744	6.4	84	3	87	5.7	883	66	949	5.4	2	1	3	0.1	0	0	0	0.0	29				
Electrical Wiring	53	9	62	0.3	0	0	0	0.0	27	0	27	0.2	11	0	11	0.7	38	1	39	0.2	0	0	0	0.0	0	0	0	0.0	2				
Electronic Mechanic	0	0	0	0.0	0	0	0	0.0	0	0	0	0.0	0	0	0	0.0	3	0	3	0.0	0	0	0	0.0	0	0	0	0.0	28				
English Proficiencies (IELTS, TOEFL)	0	0	0	0.0	40	20	60	0.3	0	0	0	0.0	0	0	0	0.0	0	0	0	0.0	0	0	0	0.0	0	0	0	0.0	16				
English Programme	0	0	0	0.0	1	2	3	0.0	0	0	0	0.0	0	0	0	0.0	0	0	0	0.0	0	0	0	0.0	0	0	0	0.0	41				
Entrepreneurship	0	0	0	0.0	0	0	0	0.0	0	0	0	0.0	0	0	0	0.0	0	0	0	0.0	0	0	0	0.0	4	6	10	0.2	41				
Exploration & Development of Geothermal Resources	0	0	0	0.0	29	15	44	0.2	0	0	0	0.0	0	0	0	0.0	0	0	0	0.0	0	0	0	0.0	0	0	0	0.0	36				
Fashion & Design	90	877	967	4.9	60	202	262	1.4	50	376	426	3.7	0	0	0	0.0	88	278	366	2.1	3	28	31	0.9	11	17	28	0.5	23				
Fashion Design & Clothing Technology	0	0	0	0.0	1	9	10	0.1	0	0	0	0.0	0	0	0	0.0	0	6	6	0.0	0	0	0	0.0	1	26	27	0.5	14				

Programme	Artisan				Certificate				Certificate/GTT1				Certificate/GTT11				Certificate/GTT111				Craft				Diploma				Total
	Male	Female	Total	%	Male	Female	Total	%	Male	Female	Total	%	Male	Female	Total	%	Male	Female	Total	%	Male	Female	Total	%	Male	Female	Total	%	Male
Fashion Design & Garment Making	209	1221	1430	7.3	24	358	382	2.0	100	776	876	7.5	27	115	142	9.2	190	1591	1781	10.2	19	74	93	2.8	4	2	6	0.1	30
Film & Television Production	0	0	0	0.0	8	1	9	0.0	0	0	0	0.0	0	0	0	0.0	0	0	0	0.0	0	0	0	0.0	43	18	61	1.1	3
Fine Art & Design	0	0	0	0.0	0	0	0	0.0	0	0	0	0.0	0	0	0	0.0	15	4	19	0.1	0	0	0	0.0	0	0	0	0.0	22
First Aid/Refresher/Defensive	0	0	0	0.0	45	15	60	0.3	0	0	0	0.0	0	0	0	0.0	0	0	0	0.0	0	0	0	0.0	0	0	0	0.0	22
Floor Tiling	0	0	0	0.0	0	0	0	0.0	1	0	1	0.0	0	0	0	0.0	0	0	0	0.0	0	0	0	0.0	0	0	0	0.0	21
Food & Beverage	213	850	1063	5.4	55	205	260	1.4	46	87	133	1.1	7	29	36	2.3	61	212	273	1.6	77	213	290	8.7	27	46	73	1.3	18
Food Processing	10	37	47	0.2	8	19	27	0.1	4	11	15	0.1	0	1	1	0.1	9	24	33	0.2	0	2	2	0.1	0	0	0	0.0	21
Food Processing Technology	35	157	192	1.0	11	76	87	0.5	0	2	2	0.0	5	36	41	2.7	0	9	9	0.1	0	0	0	0.0	0	0	0	0.0	24
Food Production	4	31	35	0.2	0	0	0	0.0	6	28	34	0.3	0	0	0	0.0	5	3	8	0.0	0	0	0	0.0	0	0	0	0.0	0
Food Production & Service	0	0	0	0.0	0	0	0	0.0	35	51	86	0.7	0	0	0	0.0	0	0	0	0.0	0	0	0	0.0	0	0	0	0.0	6
Food Service	1	5	6	0.0	0	0	0	0.0	0	0	0	0.0	0	0	0	0.0	0	0	0	0.0	0	0	0	0.0	0	0	0	0.0	6
Food Technology	3	9	12	0.1	6	7	13	0.1	2	2	4	0.0	0	0	0	0.0	10	35	45	0.3	0	0	0	0.0	0	0	0	0.0	7
Forensic & Criminal Investigation	0	0	0	0.0	8	1	9	0.0	0	0	0	0.0	0	0	0	0.0	0	0	0	0.0	0	0	0	0.0	3	1	4	0.1	23
Freelance & Feature Writing	0	0	0	0.0	0	0	0	0.0	0	0	0	0.0	0	0	0	0.0	0	0	0	0.0	0	0	0	0.0	15	6	21	0.4	10
Front Office	0	0	0	0.0	0	3	3	0.0	0	0	0	0.0	0	0	0	0.0	0	0	0	0.0	0	0	0	0.0	0	0	0	0.0	9
Front Office Operation & Administration	0	0	0	0.0	0	10	10	0.1	0	0	0	0.0	0	0	0	0.0	0	0	0	0.0	0	0	0	0.0	0	0	0	0.0	11
Garment Making	1	50	51	0.3	15	20	35	0.2	1	13	14	0.1	0	0	0	0.0	0	4	4	0.0	0	0	0	0.0	0	0	0	0.0	18
General Feeder	0	0	0	0.0	0	0	0	0.0	0	0	0	0.0	0	0	0	0.0	6	0	6	0.0	0	0	0	0.0	0	0	0	0.0	15
Graphic Design	0	0	0	0.0	12	4	16	0.1	0	0	0	0.0	0	0	0	0.0	0	0	0	0.0	0	0	0	0.0	10	9	19	0.3	0
Hairdressing & Beauty Therapy	252	2431	2683	13.7	288	1113	1401	7.5	132	1704	1836	15.8	10	164	174	11.3	222	2405	2627	15.0	107	172	279	8.4	43	281	324	5.6	4
Handcrafts	0	0	0	0.0	0	0	0	0.0	0	0	0	0.0	0	0	0	0.0	0	0	0	0.0	4	0	4	0.1	0	0	0	0.0	11
Health Records & Information Technology	0	0	0	0.0	0	0	0	0.0	0	0	0	0.0	0	0	0	0.0	0	0	0	0.0	0	0	0	0.0	0	2	2	0.0	1
Heena Decoration	0	0	0	0.0	0	4	4	0.0	0	0	0	0.0	0	0	0	0.0	0	0	0	0.0	0	0	0	0.0	0	0	0	0.0	21
Heena Painting	0	0	0	0.0	0	0	0	0.0	0	30	30	0.3	0	0	0	0.0	0	0	0	0.0	0	0	0	0.0	0	0	0	0.0	18
Holistic Therapy	0	0	0	0.0	0	0	0	0.0	0	0	0	0.0	0	0	0	0.0	0	0	0	0.0	0	0	0	0.0	2	4	6	0.1	14
Homecare Management	0	0	0	0.0	100	1938	2038	10.9	0	0	0	0.0	0	0	0	0.0	0	0	0	0.0	0	0	0	0.0	0	0	0	0.0	15
Homecraft	0	0	0	0.0	0	0	0	0.0	0	0	0	0.0	0	0	0	0.0	0	4	4	0.0	0	0	0	0.0	0	0	0	0.0	5
Horticulture	64	37	101	0.5	34	25	59	0.3	0	0	0	0.0	0	0	0	0.0	0	0	0	0.0	0	0	0	0.0	0	0	0	0.0	15

Programme	Artisan				Certificate				Certificate/GTT1				Certificate/GTT11				Certificate/GTT111				Craft				Diploma				Total			
	Male	Female	Total	%	Male	Female	Total	%	Male	Female	Total	%	Male	Female	Total	%	Male	Female	Total	%	Male	Female	Total	%	Male	Female	Total	%	Male	Female	Total	%
Hospitality	56	130	186	0.9	231	313	544	2.9	4	43	47	0.4	0	0	0	0.0	0	0	0	0.0	7	14	21	0.6	232	335	567	9.8	15			
Hospitality & Tourism	0	0	0	0.0	45	55	100	0.5	0	0	0	0.0	0	0	0	0.0	0	0	0	0.0	0	0	0	0.0	0	0	0	0.0	15			
Hospitality & Tourism Management	0	0	0	0.0	14	25	39	0.2	0	0	0	0.0	0	0	0	0.0	0	0	0	0.0	0	0	0	0.0	0	0	0	0.0	15			
Hospitality Management	13	28	41	0.2	12	62	74	0.4	0	0	0	0.0	0	0	0	0.0	0	0	0	0.0	0	0	0	0.0	26	72	98	1.7	15			
Hotel & Catering	0	0	0	0.0	1	7	8	0.0	0	0	0	0.0	0	0	0	0.0	0	0	0	0.0	0	0	0	0.0	1	6	7	0.1	9			
Hotel & Catering Supervision	0	0	0	0.0	7	20	27	0.1	0	0	0	0.0	0	0	0	0.0	0	0	0	0.0	0	0	0	0.0	0	0	0	0.0	16			
Human Resource Management	0	0	0	0.0	28	30	58	0.3	0	0	0	0.0	0	0	0	0.0	0	0	0	0.0	2	2	4	0.1	40	59	99	1.7	5			
Information Communication Technology	159	226	385	2.0	704	854	1558	8.3	222	218	440	3.8	39	45	84	5.5	183	218	401	2.3	184	218	402	12.1	274	340	614	10.6	15			
Information Science	0	0	0	0.0	0	0	0	0.0	0	0	0	0.0	0	0	0	0.0	0	0	0	0.0	1	7	8	0.2	0	2	2	0.0	12			
Information Technology	17	32	49	0.2	50	101	151	0.8	0	0	0	0.0	0	0	0	0.0	28	25	53	0.3	0	0	0	0.0	2	2	4	0.1	11			
Instrument	0	0	0	0.0	41	23	64	0.3	0	0	0	0.0	0	0	0	0.0	0	0	0	0.0	0	0	0	0.0	0	0	0	0.0	14			
International Computer Driving License	0	0	0	0.0	22	32	54	0.3	0	0	0	0.0	0	0	0	0.0	0	0	0	0.0	0	0	0	0.0	0	0	0	0.0	7			
Introduction To Milling	0	0	0	0.0	28	5	33	0.2	0	0	0	0.0	0	0	0	0.0	0	0	0	0.0	0	0	0	0.0	20	5	25	0.4	0			
Journalism	0	0	0	0.0	65	90	155	0.8	0	0	0	0.0	0	0	0	0.0	0	0	0	0.0	0	0	0	0.0	0	0	0	0.0	14			
Journalism & Mass Communication	0	0	0	0.0	15	6	21	0.1	0	0	0	0.0	0	0	0	0.0	0	0	0	0.0	0	0	0	0.0	0	0	0	0.0	14			
Journalism & Mass Media	0	0	0	0.0	0	0	0	0.0	0	0	0	0.0	0	0	0	0.0	0	0	0	0.0	0	0	0	0.0	1	0	1	0.0	18			
Kenya Registered Nursing & Midwifery	0	0	0	0.0	0	0	0	0.0	0	0	0	0.0	0	0	0	0.0	0	0	0	0.0	0	0	0	0.0	40	103	143	2.5	14			
Knitting	0	2	2	0.0	0	0	0	0.0	1	6	7	0.1	0	0	0	0.0	0	3	3	0.0	0	0	0	0.0	0	0	0	0.0	16			
Land Survey	0	0	0	0.0	0	0	0	0.0	0	0	0	0.0	0	0	0	0.0	0	0	0	0.0	3	5	8	0.2	3	4	7	0.1	12			
Leather Work	8	20	28	0.1	0	0	0	0.0	4	0	4	0.0	0	0	0	0.0	9	5	14	0.1	0	0	0	0.0	0	0	0	0.0	10			
Leather Work & Shoe Making	0	0	0	0.0	0	0	0	0.0	0	0	0	0.0	0	0	0	0.0	5	0	5	0.0	0	0	0	0.0	0	0	0	0.0	3			
Light Motor Vehicle Mechanics	34	4	38	0.2	15	5	20	0.1	27	3	30	0.3	0	0	0	0.0	43	29	72	0.4	0	0	0	0.0	0	0	0	0.0	3			
Machine Knitter	0	0	0	0.0	0	2	2	0.0	0	0	0	0.0	0	3	3	0.2	0	6	6	0.0	0	0	0	0.0	0	0	0	0.0	3			
Maritime Security	22	13	35	0.2	0	0	0	0.0	0	0	0	0.0	0	0	0	0.0	0	0	0	0.0	0	0	0	0.0	0	0	0	0.0	3			
Marketing Management	0	0	0	0.0	0	0	0	0.0	0	0	0	0.0	0	0	0	0.0	0	0	0	0.0	0	0	0	0.0	10	40	50	0.9	2			
Masonry	1750	43	1793	9.1	296	7	303	1.6	1044	63	1107	9.5	128	12	140	9.1	1790	40	1830	10.5	49	0	49	1.5	0	0	0	0.0	6			
Mechanical Engineering	1	0	1	0.0	14	5	19	0.1	28	1	29	0.2	0	0	0	0.0	172	42	214	1.2	0	0	0	0.0	23	1	24	0.4	13			

Programme	Artisan				Certificate				Certificate/GTT1				Certificate/GTT11				Certificate/GTT111				Craft				Diploma				Total				
	Male	Female	Total	%	Male	Female	Total	%	Male	Female	Total	%	Male	Female	Total	%	Male	Female	Total	%	Male	Female	Total	%	Male	Female	Total	%	Male	Female	Total	%	Male
Mechanics	1022	117	1139	5.8	221	26	247	1.3	696	153	849	7.3	83	16	99	6.4	1471	127	1598	9.1	75	33	108	3.3	0	0	0	0.0	0	0	0	0.0	0
Media Law & Ethics	0	0	0	0.0	0	0	0	0.0	0	0	0	0.0	0	0	0	0.0	0	0	0	0.0	0	0	0	0.0	15	6	21	0.4	3	1	4	0.1	1
Metal Fabrication	0	0	0	0.0	0	0	0	0.0	0	0	0	0.0	30	7	37	2.4	0	0	0	0.0	0	0	0	0.0	0	0	0	0.0	6	1	7	0.1	1
Metal Processing Technology	97	5	102	0.5	12	4	16	0.1	106	1	107	0.9	5	0	5	0.3	167	1	168	1.0	0	0	0	0.0	0	0	0	0.0	0	0	0	0.0	0
Metal Work	0	18	18	0.1	31	0	31	0.2	0	0	0	0.0	0	0	0	0.0	61	2	63	0.4	0	0	0	0.0	0	0	0	0.0	12	1	13	0.1	1
Mobile Phone Repair	0	0	0	0.0	0	0	0	0.0	0	0	0	0.0	0	0	0	0.0	1	0	1	0.0	0	0	0	0.0	0	0	0	0.0	0	0	0	0.0	12
Motor Processing Technology	5	0	5	0.0	0	0	0	0.0	0	0	0	0.0	0	0	0	0.0	0	0	0	0.0	0	0	0	0.0	0	0	0	0.0	0	0	0	0.0	12
Motor Vehicle Electrician	20	2	22	0.1	0	0	0	0.0	14	1	15	0.1	0	0	0	0.0	19	0	19	0.1	0	0	0	0.0	0	0	0	0.0	11	1	12	0.1	1
Motor Vehicle Mechanics	733	111	844	4.3	116	27	143	0.8	557	31	588	5.1	23	3	26	1.7	608	29	637	3.6	15	0	15	0.5	2	0	2	0.0	6	1	7	0.1	1
Motor Vehicle Technology	420	29	449	2.3	39	7	46	0.2	33	0	33	0.3	6	0	6	0.4	26	0	26	0.1	38	1	39	1.2	27	0	27	0.5	1	1	2	0.2	1
Multimedia	0	0	0	0.0	12	7	19	0.1	0	0	0	0.0	0	0	0	0.0	0	0	0	0.0	0	0	0	0.0	0	0	0	0.0	8	1	9	0.1	1
Music	0	0	0	0.0	100	100	200	1.1	0	0	0	0.0	0	0	0	0.0	0	0	0	0.0	0	0	0	0.0	0	0	0	0.0	6	1	7	0.1	1
Music & Sound	0	0	0	0.0	14	4	18	0.1	0	0	0	0.0	0	0	0	0.0	0	0	0	0.0	0	0	0	0.0	0	0	0	0.0	7	1	8	0.1	1
Music Production	0	0	0	0.0	0	0	0	0.0	0	0	0	0.0	0	0	0	0.0	0	0	0	0.0	0	0	0	0.0	4	0	4	0.1	11	1	12	0.1	1
Nail Technology	5	17	22	0.1	1	6	7	0.0	0	0	0	0.0	0	0	0	0.0	0	0	0	0.0	0	0	0	0.0	0	0	0	0.0	0	0	0	0.0	1
National Vocational in Education & Training (NVCET)	0	0	0	0.0	4	3	7	0.0	0	0	0	0.0	0	0	0	0.0	0	0	0	0.0	0	0	0	0.0	0	0	0	0.0	0	0	0	0.0	1
Networking Essentials	0	0	0	0.0	1	0	1	0.0	0	0	0	0.0	0	0	0	0.0	0	0	0	0.0	0	0	0	0.0	0	0	0	0.0	5	1	6	0.1	1
Newspaper Reporting	0	0	0	0.0	0	0	0	0.0	0	0	0	0.0	0	0	0	0.0	0	0	0	0.0	0	0	0	0.0	18	6	24	0.4	4	1	5	0.1	1
Oil & Gas	0	0	0	0.0	0	0	0	0.0	0	0	0	0.0	0	0	0	0.0	0	0	0	0.0	0	0	0	0.0	11	8	19	0.3	0	1	1	0.1	1
Painting	0	0	0	0.0	0	0	0	0.0	0	0	0	0.0	0	0	0	0.0	3	1	4	0.0	0	0	0	0.0	0	0	0	0.0	1	1	2	0.2	1
Painting & Decoration	0	0	0	0.0	0	0	0	0.0	5	1	6	0.1	0	0	0	0.0	3	1	4	0.0	6	3	9	0.3	0	0	0	0.0	2	1	3	0.2	1
Panel Beating & Spray Painting	0	0	0	0.0	0	0	0	0.0	4	0	4	0.0	0	0	0	0.0	0	0	0	0.0	0	0	0	0.0	0	0	0	0.0	6	1	7	0.1	1
Pastry	0	0	0	0.0	3	12	15	0.1	0	0	0	0.0	0	0	0	0.0	0	0	0	0.0	1	7	8	0.2	0	0	0	0.0	8	1	9	0.1	1
Perioperative Theatre Technology	0	0	0	0.0	0	0	0	0.0	0	0	0	0.0	0	0	0	0.0	0	0	0	0.0	0	0	0	0.0	10	15	25	0.4	10	1	11	0.1	1
Petroleum Tanker Drivers' Safety & Defensive Driving	0	0	0	0.0	41	0	41	0.2	0	0	0	0.0	0	0	0	0.0	0	0	0	0.0	0	0	0	0.0	0	0	0	0.0	6	1	7	0.1	1
Photography	0	0	0	0.0	27	15	42	0.2	0	0	0	0.0	0	0	0	0.0	0	0	0	0.0	1	0	1	0.0	0	0	0	0.0	2	1	3	0.2	1
Photojournalism	0	0	0	0.0	8	4	12	0.1	0	0	0	0.0	0	0	0	0.0	0	0	0	0.0	0	0	0	0.0	0	0	0	0.0	2	1	3	0.2	1

Programme	Artisan				Certificate				Certificate/GTT1				Certificate/GTT11				Certificate/GTT111				Craft				Diploma				Total				
	Male	Female	Total	%	Male	Female	Total	%	Male	Female	Total	%	Male	Female	Total	%	Male	Female	Total	%	Male	Female	Total	%	Male	Female	Total	%	Male	Female	Total	%	Male
Plant Mechanics	0	0	0	0.0	0	0	0	0.0	5	0	5	0.0	0	0	0	0.0	1	0	1	0.0	0	0	0	0.0	0	0	0	0.0	0	0	0	0.0	4
Plant Operator	0	0	0	0.0	500	100	600	3.2	0	0	0	0.0	0	0	0	0.0	0	0	0	0.0	190	134	324	9.8	0	0	0	0.0	0	0	0	0.0	7
Plumbing	1250	389	1639	8.4	221	443	664	3.6	661	143	804	6.9	184	47	231	15.0	981	256	1237	7.1	132	68	200	6.0	0	0	0	0.0	0	0	0	0.0	6
Plumbing & Pipe Fitting	96	12	108	0.6	28	18	46	0.2	80	15	95	0.8	8	2	10	0.7	104	17	121	0.7	0	0	0	0.0	0	0	0	0.0	0	0	0	0.0	7
Production Service & Sales	0	0	0	0.0	0	0	0	0.0	0	0	0	0.0	0	0	0	0.0	2	8	10	0.1	0	0	0	0.0	0	0	0	0.0	0	0	0	0.0	6
Professional Marketing	0	0	0	0.0	4	9	13	0.1	0	0	0	0.0	0	0	0	0.0	0	0	0	0.0	0	0	0	0.0	0	0	0	0.0	12	18	30	0.5	0
Programmable Logic Controller & Automation	0	0	0	0.0	6	2	8	0.0	0	0	0	0.0	0	0	0	0.0	0	0	0	0.0	0	0	0	0.0	0	0	0	0.0	0	0	0	0.0	5
Project Management	0	0	0	0.0	0	0	0	0.0	0	0	0	0.0	0	0	0	0.0	0	0	0	0.0	0	0	0	0.0	0	0	0	0.0	18	15	33	0.6	7
Public Relations	0	0	0	0.0	0	0	0	0.0	0	0	0	0.0	0	0	0	0.0	0	0	0	0.0	0	0	0	0.0	0	0	0	0.0	15	6	21	0.4	4
Public Relations Management	0	0	0	0.0	0	0	0	0.0	0	0	0	0.0	0	0	0	0.0	0	0	0	0.0	0	0	0	0.0	0	0	0	0.0	1	0	1	0.0	1
Quantity Survey	0	0	0	0.0	0	0	0	0.0	0	0	0	0.0	0	0	0	0.0	0	0	0	0.0	0	0	0	0.0	0	0	0	0.0	2	1	3	0.1	3
Quick Book (Accounting)	0	0	0	0.0	6	4	10	0.1	0	0	0	0.0	0	0	0	0.0	0	0	0	0.0	0	0	0	0.0	0	0	0	0.0	0	0	0	0.0	4
Refrigeration & AC Repair	0	0	0	0.0	18	0	18	0.1	0	0	0	0.0	0	0	0	0.0	0	0	0	0.0	0	0	0	0.0	0	0	0	0.0	0	0	0	0.0	1
Road Construction	0	0	0	0.0	6	7	13	0.1	0	0	0	0.0	0	0	0	0.0	0	0	0	0.0	0	0	0	0.0	0	0	0	0.0	0	0	0	0.0	6
Road Construction Technology	0	0	0	0.0	0	0	0	0.0	0	0	0	0.0	0	0	0	0.0	0	0	0	0.0	12	5	17	0.5	0	0	0	0.0	0	0	0	0.0	2
Road Traffic Accidents	0	0	0	0.0	21	1	22	0.1	0	0	0	0.0	0	0	0	0.0	0	0	0	0.0	0	0	0	0.0	0	0	0	0.0	0	0	0	0.0	6
Sacred Ministry	0	0	0	0.0	10	5	15	0.1	0	0	0	0.0	0	0	0	0.0	0	0	0	0.0	0	0	0	0.0	0	0	0	0.0	1	7	8	0.1	5
Sales	0	0	0	0.0	0	0	0	0.0	0	0	0	0.0	0	0	0	0.0	0	0	0	0.0	0	0	0	0.0	0	0	0	0.0	100	130	230	4.0	6
Sales & Marketing	0	0	0	0.0	0	0	0	0.0	0	0	0	0.0	0	0	0	0.0	0	0	0	0.0	0	0	0	0.0	0	0	0	0.0	0	2	2	0.0	5
Saloon	0	0	0	0.0	5	42	47	0.3	0	0	0	0.0	0	0	0	0.0	0	0	0	0.0	0	0	0	0.0	0	0	0	0.0	0	0	0	0.0	0
Science Laboratory Technology	0	0	0	0.0	0	0	0	0.0	0	0	0	0.0	0	0	0	0.0	0	0	0	0.0	0	5	5	0.2	0	0	0	0.0	0	0	0	0.0	3
Secretarial & ICT	0	0	0	0.0	0	0	0	0.0	0	0	0	0.0	0	0	0	0.0	0	0	0	0.0	7	12	19	0.6	0	0	0	0.0	0	0	0	0.0	5
Secretarial Studies	0	0	0	0.0	6	210	216	1.2	0	0	0	0.0	0	0	0	0.0	15	35	50	0.3	2	27	29	0.9	0	33	33	0.6	0	0	0	0.0	5
Sheet Metal Work	1	0	1	0.0	0	0	0	0.0	0	0	0	0.0	0	0	0	0.0	0	0	0	0.0	0	0	0	0.0	0	0	0	0.0	0	0	0	0.0	0
Shoe Making Technology	0	0	0	0.0	0	0	0	0.0	0	1	1	0.0	5	0	5	0.3	8	1	9	0.1	0	0	0	0.0	0	0	0	0.0	0	0	0	0.0	0
Sign Language	0	0	0	0.0	6	58	64	0.3	0	0	0	0.0	0	0	0	0.0	0	0	0	0.0	0	0	0	0.0	0	0	0	0.0	0	0	0	0.0	4
Sign Writing	0	0	0	0.0	2	0	2	0.0	0	0	0	0.0	0	0	0	0.0	3	1	4	0.0	0	0	0	0.0	0	0	0	0.0	0	0	0	0.0	0
Sign Writing & Painting	0	0	0	0.0	0	0	0	0.0	8	2	10	0.1	0	0	0	0.0	0	0	0	0.0	0	0	0	0.0	0	0	0	0.0	0	0	0	0.0	0
Single & Group Secretarial	0	0	0	0.0	0	10	10	0.1	0	0	0	0.0	0	0	0	0.0	0	0	0	0.0	0	0	0	0.0	0	5	5	0.1	0	0	0	0.0	4

Programme	Artisan				Certificate				Certificate/GTT1				Certificate/GTT11				Certificate/GTT111				Craft				Diploma				Total
	Male	Female	Total	%	Male	Female	Total	%	Male	Female	Total	%	Male	Female	Total	%	Male	Female	Total	%	Male	Female	Total	%	Male	Female	Total	%	Male
Social Development	0	0	0	0.0	0	0	0	0.0	0	0	0	0.0	0	0	0	0.0	0	0	0	0.0	0	1	1	0.0	0	0	0	0.0	3
Social Work	0	0	0	0.0	24	37	61	0.3	0	0	0	0.0	0	0	0	0.0	0	0	0	0.0	0	13	13	0.4	25	45	70	1.2	4
Solar Photo Voltaic	3	0	3	0.0	0	0	0	0.0	0	0	0	0.0	0	0	0	0.0	3	0	3	0.0	0	0	0	0.0	0	0	0	0.0	0
Solar Technology	0	0	0	0.0	0	0	0	0.0	7	1	8	0.1	0	0	0	0.0	0	0	0	0.0	0	0	0	0.0	0	0	0	0.0	0
Sound Engineering	0	0	0	0.0	0	0	0	0.0	0	0	0	0.0	0	0	0	0.0	0	0	0	0.0	0	0	0	0.0	18	4	22	0.4	0
Spray Painting	0	0	0	0.0	0	0	0	0.0	0	0	0	0.0	0	0	0	0.0	1	0	1	0.0	0	0	0	0.0	0	0	0	0.0	3
Store Keeping	15	9	24	0.1	0	0	0	0.0	0	0	0	0.0	0	0	0	0.0	0	0	0	0.0	0	0	0	0.0	0	0	0	0.0	3
Sub-Editing	0	0	0	0.0	0	0	0	0.0	0	0	0	0.0	0	0	0	0.0	0	0	0	0.0	0	0	0	0.0	15	6	21	0.4	1
Supply Chain Management	0	0	0	0.0	39	59	98	0.5	0	0	0	0.0	0	0	0	0.0	0	0	0	0.0	5	7	12	0.4	235	303	538	9.3	0
Sustainable Agriculture & Rural Development	0	0	0	0.0	39	22	61	0.3	0	0	0	0.0	0	0	0	0.0	0	0	0	0.0	0	0	0	0.0	17	6	23	0.4	2
Tailoring/Dress Making	0	0	0	0.0	0	0	0	0.0	0	0	0	0.0	0	0	0	0.0	1	22	23	0.1	0	0	0	0.0	0	0	0	0.0	0
Textile	0	0	0	0.0	0	0	0	0.0	0	5	5	0.0	0	2	2	0.1	0	17	17	0.1	0	0	0	0.0	0	0	0	0.0	1
Theology	0	0	0	0.0	3	2	5	0.0	0	0	0	0.0	0	0	0	0.0	0	0	0	0.0	0	0	0	0.0	11	6	17	0.3	0
Therapy	0	0	0	0.0	0	0	0	0.0	0	2	2	0.0	0	0	0	0.0	0	0	0	0.0	0	0	0	0.0	0	0	0	0.0	2
Tailoring	0	0	0	0.0	0	0	0	0.0	0	0	0	0.0	0	0	0	0.0	6	2	8	0.0	0	0	0	0.0	0	0	0	0.0	0
Tour Guide & Operations	0	0	0	0.0	10	0	10	0.1	0	0	0	0.0	0	0	0	0.0	0	0	0	0.0	0	0	0	0.0	0	0	0	0.0	0
Tour Guiding & Travel Operation	0	0	0	0.0	0	14	14	0.1	0	0	0	0.0	0	0	0	0.0	0	0	0	0.0	0	0	0	0.0	0	0	0	0.0	0
Tour Management	0	0	0	0.0	0	0	0	0.0	0	0	0	0.0	0	0	0	0.0	0	0	0	0.0	0	0	0	0.0	1	6	7	0.1	2
Tourism Management	0	6	6	0.0	0	2	2	0.0	0	0	0	0.0	0	0	0	0.0	0	0	0	0.0	0	0	0	0.0	0	0	0	0.0	0
Training of Trainers	0	0	0	0.0	16	4	20	0.1	0	0	0	0.0	0	0	0	0.0	0	0	0	0.0	0	0	0	0.0	0	0	0	0.0	0
Training of Trainers Counselling	0	0	0	0.0	0	19	19	0.1	0	0	0	0.0	0	0	0	0.0	0	0	0	0.0	0	0	0	0.0	0	0	0	0.0	0
Universal Treatment Curriculum	0	0	0	0.0	0	4	4	0.0	0	0	0	0.0	0	0	0	0.0	0	0	0	0.0	0	0	0	0.0	0	0	0	0.0	0
Vessel Repair	21	12	33	0.2	0	0	0	0.0	0	0	0	0.0	0	0	0	0.0	0	0	0	0.0	0	0	0	0.0	0	0	0	0.0	1
Video & Game Development	0	0	0	0.0	2	0	2	0.0	0	0	0	0.0	0	0	0	0.0	0	0	0	0.0	0	0	0	0.0	0	0	0	0.0	1
Weaving Craft Work	0	0	0	0.0	0	3	3	0.0	0	0	0	0.0	0	0	0	0.0	0	0	0	0.0	0	0	0	0.0	0	0	0	0.0	1
Web Design	0	0	0	0.0	0	1	1	0.0	0	0	0	0.0	0	0	0	0.0	0	0	0	0.0	0	0	0	0.0	0	0	0	0.0	1
Welder Electrical	10	0	10	0.1	0	0	0	0.0	7	0	7	0.1	0	0	0	0.0	24	0	24	0.1	0	0	0	0.0	0	0	0	0.0	1
Welding	395	22	417	2.1	121	7	128	0.7	230	19	249	2.1	19	3	22	1.4	458	5	463	2.6	3	0	3	0.1	0	0	0	0.0	1
Welding & Fabrication	179	16	195	1.0	44	3	47	0.3	98	9	107	0.9	11	0	11	0.7	228	7	235	1.3	22	6	28	0.8	0	0	0	0.0	0
Yeast Production & Cake Decoration (Partial)	6	24	30	0.2	0	0	0	0.0	0	0	0	0.0	0	0	0	0.0	0	0	0	0.0	0	0	0	0.0	0	0	0	0.0	1

Programme	Artisan				Certificate				Certificate/GTT1				Certificate/GTT11				Certificate/GTT111				Craft				Diploma				Total			
	Male	Female	Total	%	Male	Female	Total	%	Male	Female	Total	%	Male	Female	Total	%	Male	Female	Total	%	Male	Female	Total	%	Male	Female	Total	%	Male	Female	Total	%
Yeast Production & Pastry Products (Partial)	3	12	15	0.1	0	0	0	0.0	0	0	0	0.0	0	0	0	0.0	0	0	0	0.0	0	0	0	0.0	0	0	0	0.0	0	0	0	0.0
<b>Total</b>	<b>11449</b>	<b>8169</b>	<b>19618</b>	<b>100.0</b>	<b>8020</b>	<b>10653</b>	<b>18673</b>	<b>100.0</b>	<b>6931</b>	<b>4709</b>	<b>11640</b>	<b>100.0</b>	<b>933</b>	<b>605</b>	<b>1538</b>	<b>100.0</b>	<b>10252</b>	<b>7227</b>	<b>17479</b>	<b>100.0</b>	<b>1862</b>	<b>1460</b>	<b>3322</b>	<b>100.0</b>	<b>2413</b>	<b>3371</b>	<b>5784</b>	<b>100.0</b>	<b>41860</b>	<b>36194</b>	<b>78054</b>	<b>100.0</b>
<b>Grand Total</b>	<b>19618</b>				<b>18673</b>				<b>11640</b>				<b>1538</b>				<b>17479</b>				<b>3322</b>				<b>5784</b>				<b>78054</b>			
<b>%</b>	<b>25.1</b>				<b>23.9</b>				<b>14.9</b>				<b>2.0</b>				<b>22.4</b>				<b>4.3</b>				<b>7.4</b>				<b>100.0</b>			

### 2.13.2 Outturns by Educational Level and Sex in Vocational Training Centers (VTCs) in the year 2022.

**Table 26** and **Figure 11** presents a summary of outturns by Skill Level by sex in VTCs for the year 2022. TVCs institutions had a total of 78054 outturns out of which Artisan training level had the highest number of outturns 19618 (25.1%) followed by Certificate and Certificate/GTT111 training levels at 18673 (23.9%) and 17479 (22.4%) respectively. Male outturns dominated the Artisan, Certificate/GTT111 and Certificate/GTT1 training levels at 14.7%, 13.1% and 8.9% respectively while female outturns were more at Certificate and Diploma training levels.

**Table 26: Summary of Outturns by Skill Level and Sex Vocational Training Centers in the year 2022.**

Skill Level	Sex				Total	%
	Male	%	Female	%		
Artisan	11449	14.7	8169	10.5	19618	<b>25.1</b>
Certificate	8020	10.3	10653	13.6	18673	<b>23.9</b>
Certificate/GTT111	10252	13.1	7227	9.3	17479	<b>22.4</b>
Certificate/GTT1	6931	8.9	4709	6.0	11640	<b>14.9</b>
Diploma	2413	3.1	3371	4.3	5784	<b>7.4</b>
Craft	1862	2.4	1460	1.9	3322	<b>4.3</b>
Certificate/GTT11	933	1.2	605	0.8	1538	<b>2.0</b>
<b>Grand Total</b>	<b>41860</b>	<b>53.6</b>	<b>36194</b>	<b>46.4</b>	<b>78054</b>	<b>100.0</b>

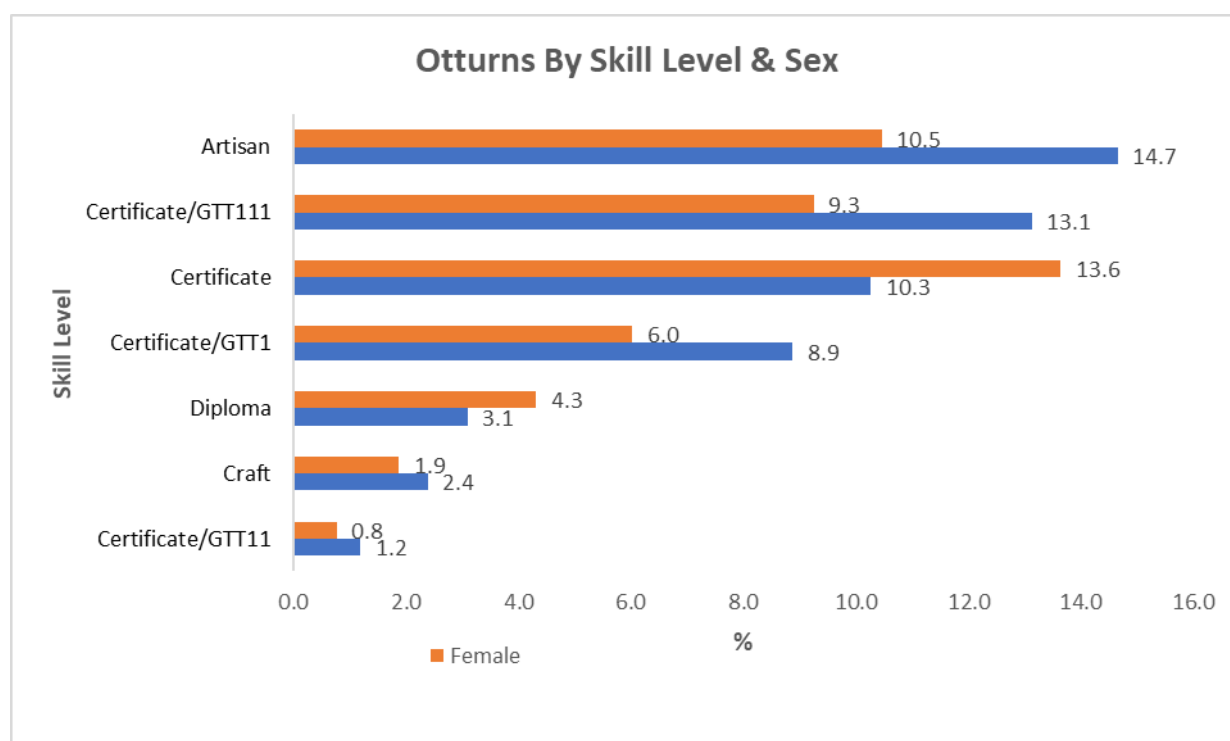


Figure 11: Skill Level by Sex Vocational Training Centers

### 2.13.3 Summary of Frequencies of Programme and Skill Level in Vocational Training Centers (VTCs) in the year 2022.

In the reference period, a total of 5121 programmes were recorded in the VTCs. Table 27 shows that the most common programme was Hairdressing & Beauty Therapy by frequency counts 654 followed by Masonry, Fashion Design & Garment Making, Mechanics and; Carpentry & Joinery at frequency counts of 481, 403, 296 and 279 respectively out of the total 5121 frequency counts. Certificate/GTT111 training level was the most common level with a frequency of 1669 (32.6%) followed by Artisan and Certificate/GTT1 training levels at 1325 (25.9%) and 943 (18.4%) frequency counts of the total.

Table 27: Summary of Total Programme by Skill Level in Vocational Training Centers (VTCs) in the year 2022.

Programme	Skill Level							Grand Total
	Artisan	Certificate	Certificate/GTT1	Certificate/GTT11	Certificate/GTT111	Craft	Diploma	
Hairdressing & Beauty Therapy	157	73	140	23	241	9	11	654
Masonry	126	32	102	18	199	4	0	481
Fashion Design & Garment Making	116	24	83	18	152	8	2	403
Mechanics	80	17	69	10	117	3	0	296
Carpentry & Joinery	69	18	70	6	115	1	0	279
Dress Making	58	16	44	16	121	2	0	257
Plumbing	97	16	44	11	80	7	0	255
Electrical Installation	78	23	44	5	78	3	2	233
Electrical Wireman	46	14	52	14	95	1	0	222
Information Communication Technology	37	74	27	4	20	12	20	194
Welding	40	17	32	5	73	2	0	169
Motor Vehicle Mechanics	48	10	36	6	63	1	1	165
Fashion & Design	46	19	30	0	42	3	3	143
Building & Construction	39	16	31	3	34	8	3	134
Food & Beverage	59	17	11	3	23	14	6	133
Welding & Fabrication	28	5	15	2	33	3	0	86
Beauty & Therapy	15	8	12	4	26	2	6	73
Electrical & Electronics Engineering	27	10	8	0	9	3	2	59
Metal Processing Technology	14	4	11	1	16	0	0	46
Motor Vehicle Technology	20	2	2	1	4	2	1	32
Automotive Engineering	9	5	4	0	0	6	2	26
Electrical Engineering	7	5	3	0	9	0	1	25
Food Processing	9	3	5	1	6	1	0	25
Computer Packages	0	19	2	0	2	0	0	23
Food Processing Technology	12	6	1	2	2	0	0	23
Plumbing & Pipe Fitting	5	2	7	1	8	0	0	23
Computer	1	10	5	2	3	1	0	22
Human Resource Management	0	10	0	0	0	1	10	21

Programme	Skill Level							Grand Total
	Artisan	Certificate	Certificate/ GTT1	Certificate/ GTT1	Certificate/ GTT11	Craft	Diploma	
Agribusiness	0	19	0	0	0	0	0	19
Computer Operator	2	2	4	0	10	1	0	19
Business Management	0	9	0	0	0	1	8	18
Electrical & Electronics Technology	7	4	4	1	2	0	0	18
Electrical Wiring	5	0	3	1	8	0	0	17
Information Technology	4	6	0	0	5	0	1	16
Cosmetology	0	9	0	0	0	1	5	15
Hospitality	3	5	1	0	0	1	4	14
Secretarial Studies	0	8	0	0	2	2	2	14
Agriculture	5	5	0	0	0	0	3	13
Food Technology	4	2	1	0	6	0	0	13
Catering & Accommodation	0	10	0	0	0	0	2	12
Light Motor Vehicle Mechanics	3	1	1	0	7	0	0	12
Mechanical Engineering	1	2	3	0	4	0	2	12
Electrical Technology	2	0	5	0	2	1	0	10
Supply Chain Management	0	2	0	0	0	1	7	10
Food Production	2	0	4	0	3	0	0	9
Motor Vehicle Electrician	4	0	2	0	3	0	0	9
Computer Application	0	8	0	0	0	0	0	8
Leather Work	4	0	1	0	3	0	0	8
Social Work	0	3	0	0	0	1	4	8
Accountancy	0	1	0	0	0	0	6	7
Community Development & Social Work	0	4	0	0	0	0	3	7
Garment Making	3	1	2	0	1	0	0	7
Hospitality Management	1	2	0	0	0	0	4	7
Metal Work	1	4	0	0	2	0	0	7
Air Conditioning & Refrigeration	0	2	2	0	2	0	0	6
Driving	0	3	0	0	1	2	0	6
Painting & Decoration	0	0	2	0	3	1	0	6
Shoe Making Technology	0	0	1	2	3	0	0	6
Business Administration	0	2	0	0	0	0	3	5
Computer Studies	1	4	0	0	0	0	0	5
Early Childhood Teacher Education	0	3	0	0	0	0	2	5
Knitting	1	0	3	0	1	0	0	5
Beauty	2	2	0	0	0	0	0	4
Counselling & Psychology	0	2	0	0	0	0	2	4
Fashion Design & Clothing Technology	0	2	0	0	1	0	1	4
Nail Technology	2	2	0	0	0	0	0	4
Solar Photo Voltaic	2	0	0	0	2	0	0	4
Store Keeping	4	0	0	0	0	0	0	4
Welder Electrical	1	0	1	0	2	0	0	4
Accounting Technician	0	1	0	0	0	0	2	3
Agricultural Engineering	1	1	0	0	0	0	1	3
Barbering	2	1	0	0	0	0	0	3
Certified Public Accountant (CPA)	0	2	1	0	0	0	0	3
Community Development	0	1	0	0	0	0	2	3

Programme	Skill Level							
	Artisan	Certificate	Certificate/ GTT1	Certificate/ GTT1	Certificate/ GTT11	Craft	Diploma	Grand Total
Electric Welder	0	0	1	0	2	0	0	3
Graphic Design	0	2	0	0	0	0	1	3
Homecare Management	0	3	0	0	0	0	0	3
Horticulture	2	1	0	0	0	0	0	3
Hotel & Catering	0	2	0	0	0	0	1	3
Introduction To Milling	0	2	0	0	0	0	1	3
Land Survey	0	0	0	0	0	1	2	3
Machine Knitter	0	1	0	1	1	0	0	3
Photography	0	2	0	0	0	1	0	3
Project Management	0	0	0	0	0	0	3	3
Quick Book (Accounting)	0	3	0	0	0	0	0	3
Sign Writing	0	1	0	0	2	0	0	3
Tailoring/Dress Making	0	0	0	0	3	0	0	3
Textile	0	0	1	1	1	0	0	3
Theology	0	1	0	0	0	0	2	3
3D Animation & Multi media	0	1	0	0	0	0	1	2
Adult Education	0	2	0	0	0	0	0	2
Bakery	0	2	0	0	0	0	0	2
Bible & Theology	0	1	0	0	0	0	1	2
Civil Engineering	0	1	0	0	0	0	1	2
Community Health	0	1	0	0	0	0	1	2
Film & Television Production	0	1	0	0	0	0	1	2
Forensic & Criminal Investigation	0	1	0	0	0	0	1	2
Information Science	0	0	0	0	0	1	1	2
National Vocational in Education & Training (NVCEI)	0	2	0	0	0	0	0	2
Painting	0	0	0	0	2	0	0	2
Pastry	0	1	0	0	0	1	0	2
Petroleum Tanker Drivers' Safety & Defensive Driving	0	2	0	0	0	0	0	2
Plant Mechanics	0	0	1	0	1	0	0	2
Plant Operator	0	1	0	0	0	1	0	2
Professional Marketing	0	1	0	0	0	0	1	2
Sacred Ministry	0	1	0	0	0	0	1	2
Saloon	0	2	0	0	0	0	0	2
Sign Writing & Painting	0	0	2	0	0	0	0	2
Single & Group Secretarial	0	1	0	0	0	0	1	2
Sustainable Agriculture & Rural Development	0	1	0	0	0	0	1	2
Tourism Management	1	1	0	0	0	0	0	2
Training of Trainers	0	2	0	0	0	0	0	2
Yeast Production & Cake Decoration (Partial)	2	0	0	0	0	0	0	2
2D Animation	0	1	0	0	0	0	0	1
Adapted Information Computer Technology	0	1	0	0	0	0	0	1
Agribusiness Development	0	1	0	0	0	0	0	1
Agribusiness Management	0	1	0	0	0	0	0	1
Agribusiness Technology	0	1	0	0	0	0	0	1

Programme	Skill Level							
	Artisan	Certificate	Certificate/ GTT1	Certificate/ GTT1	Certificate/ GTT11	Craft	Diploma	Grand Total
Animation & Motion Graphics	0	0	0	0	0	0	1	1
Aquaculture	1	0	0	0	0	0	0	1
Archives & Record Management	0	0	0	0	0	0	1	1
Artificial Insemination	0	1	0	0	0	0	0	1
Association of Business Executives	0	0	0	0	0	0	1	1
Association of Chartered Accountants	0	1	0	0	0	0	0	1
Bakery & Pastry	0	0	0	0	1	0	0	1
Baking Technology	0	1	0	0	0	0	0	1
Ball Making	0	1	0	0	0	0	0	1
Barber & Beauty	0	1	0	0	0	0	0	1
Basic Firefighter	0	1	0	0	0	0	0	1
Beading & Decoration	0	0	1	0	0	0	0	1
Beadwork & Accessory Making	0	1	0	0	0	0	0	1
Broadcast & Journalism	0	0	0	0	0	0	1	1
Building & Construction Engineering	1	0	0	0	0	0	0	1
Building Technology	0	1	0	0	0	0	0	1
Cake Decoration & Pastry (Partial)	0	1	0	0	0	0	0	1
Cake Production & Decoration (Partial)	0	1	0	0	0	0	0	1
Cake Production & Pastry Production (Partial)	0	1	0	0	0	0	0	1
Cake Production (Partial)	0	1	0	0	0	0	0	1
Cambridge IGCSE & A/AS	0	1	0	0	0	0	0	1
Catering	0	1	0	0	0	0	0	1
Certified Secretaries Studies	0	1	0	0	0	0	0	1
Cisco Certified Network Associate	0	1	0	0	0	0	0	1
Clothing Technology	0	0	0	0	1	0	0	1
Computer & Music	0	1	0	0	0	0	0	1
Computer Accounting	0	1	0	0	0	0	0	1
Computer Graphics & Design	0	0	0	0	0	1	0	1
Computer Networks Maintenance	0	0	0	0	0	1	0	1
Computer Programming	0	1	0	0	0	0	0	1
Computer User Specialist	0	0	0	0	0	1	0	1
Computer/Information Technology	0	1	0	0	0	0	0	1
Computerized Accounts Packages	0	0	0	0	0	1	0	1
Computerized Secretarial Studies	0	1	0	0	0	0	0	1
Construction Plant Mechanic	1	0	0	0	0	0	0	1
Cookery	0	0	0	0	0	0	1	1
Cooperative Management	0	0	0	0	0	0	1	1
Dairy Farm Management	1	0	0	0	0	0	0	1

Programme	Skill Level							
	Artisan	Certificate	Certificate/ GTT1	Certificate/ GTT11	Certificate/ GTT11	Craft	Diploma	Grand Total
Digital Literacy	0	1	0	0	0	0	0	1
Digital Marketing	0	0	0	0	0	0	1	1
Dreadlocks	0	1	0	0	0	0	0	1
Education Life Skills	0	1	0	0	0	0	0	1
Electrical & Electronics (Instagram Option)	0	0	0	0	0	0	1	1
Electrical & Electronics Technology (Power Option)	0	0	0	0	1	0	0	1
Electrical & Refrigeration	0	0	0	0	1	0	0	1
Electrical Engineering (Power Option)	0	1	0	0	0	0	0	1
Electrical Maintenance	0	1	0	0	0	0	0	1
Electronic Mechanic	0	0	0	0	1	0	0	1
English Proficiencies (IELTS, TOEFL)	0	1	0	0	0	0	0	1
English Programme	0	1	0	0	0	0	0	1
Entrepreneurship	0	0	0	0	0	0	1	1
Exploration & Development of Geothermal Resources	0	1	0	0	0	0	0	1
Fine Art & Design	0	0	0	0	1	0	0	1
First Aid/Refresher/Defensive	0	1	0	0	0	0	0	1
Floor Tiling	0	0	1	0	0	0	0	1
Food Production & Service	0	0	1	0	0	0	0	1
Food Service	1	0	0	0	0	0	0	1
Freelance & Feature Writing	0	0	0	0	0	0	1	1
Front Office	0	1	0	0	0	0	0	1
Front Office Operation & Administration	0	1	0	0	0	0	0	1
General Feeder	0	0	0	0	1	0	0	1
Handcrafts	0	0	0	0	0	1	0	1
Health Records & Information Technology	0	0	0	0	0	0	1	1
Heena Decoration	0	1	0	0	0	0	0	1
Heena Painting	0	0	1	0	0	0	0	1
Holistic Therapy	0	0	0	0	0	0	1	1
Homecraft	0	0	0	0	1	0	0	1
Hospitality & Tourism	0	1	0	0	0	0	0	1
Hospitality & Tourism Management	0	1	0	0	0	0	0	1
Hotel & Catering Supervision	0	1	0	0	0	0	0	1
Instrument	0	1	0	0	0	0	0	1
International Computer Driving License	0	1	0	0	0	0	0	1
Journalism	0	1	0	0	0	0	0	1
Journalism & Mass Communication	0	1	0	0	0	0	0	1
Journalism & Mass Media	0	0	0	0	0	0	1	1
Kenya Registered Nursing & Midwifery	0	0	0	0	0	0	1	1
Leather Work & Shoe Making	0	0	0	0	1	0	0	1
Maritime Security	1	0	0	0	0	0	0	1
Marketing Management	0	0	0	0	0	0	1	1

Programme	Skill Level							
	Artisan	Certificate	Certificate/ GTT1	Certificate/ GTT1	Certificate/ GTT11	Craft	Diploma	Grand Total
Media Law & Ethics	0	0	0	0	0	0	1	1
Metal Fabrication	0	0	0	1	0	0	0	1
Mobile Phone Repair	0	0	0	0	1	0	0	1
Motor Processing Technology	1	0	0	0	0	0	0	1
Multimedia	0	1	0	0	0	0	0	1
Music	0	1	0	0	0	0	0	1
Music & Sound	0	1	0	0	0	0	0	1
Music Production	0	0	0	0	0	0	1	1
Networking Essentials	0	1	0	0	0	0	0	1
Newspaper Reporting	0	0	0	0	0	0	1	1
Oil & Gas	0	0	0	0	0	0	1	1
Panel Beating & Spray Painting	0	0	1	0	0	0	0	1
Perioperative Theatre Technology	0	0	0	0	0	0	1	1
Photojournalism	0	1	0	0	0	0	0	1
Production Service & Sales	0	0	0	0	1	0	0	1
Programmable Logic Controller & Automation	0	1	0	0	0	0	0	1
Public Relations	0	0	0	0	0	0	1	1
Public Relations Management	0	0	0	0	0	0	1	1
Quantity Survey	0	0	0	0	0	0	1	1
Refrigeration & AC Repair	0	1	0	0	0	0	0	1
Road Construction	0	1	0	0	0	0	0	1
Road Construction Technology	0	0	0	0	0	1	0	1
Road Traffic Accidents	0	1	0	0	0	0	0	1
Sales	0	0	0	0	0	0	1	1
Sales & Marketing	0	0	0	0	0	0	1	1
Science Laboratory Technology	0	0	0	0	0	1	0	1
Secretarial & ICT	0	0	0	0	0	1	0	1
Sheet Metal Work	1	0	0	0	0	0	0	1
Sign Language	0	1	0	0	0	0	0	1
Social Development	0	0	0	0	0	1	0	1
Solar Technology	0	0	1	0	0	0	0	1
Sound Engineering	0	0	0	0	0	0	1	1
Spray Painting	0	0	0	0	1	0	0	1
Sub-Editing	0	0	0	0	0	0	1	1
Therapy	0	0	1	0	0	0	0	1
Tailoring	0	0	0	0	1	0	0	1
Tour Guide & Operations	0	1	0	0	0	0	0	1
Tour Guiding & Travel Operation	0	1	0	0	0	0	0	1
Tour Management	0	0	0	0	0	0	1	1
Training of Trainers Counselling	0	1	0	0	0	0	0	1
Universal Treatment Curriculum	0	1	0	0	0	0	0	1
Vessel Repair	1	0	0	0	0	0	0	1
Video & Game Development	0	1	0	0	0	0	0	1
Weaving Craft Work	0	1	0	0	0	0	0	1
Web Design	0	1	0	0	0	0	0	1
Yeast Production & Pastry Products (Partial)	1	0	0	0	0	0	0	1

Programme	Skill Level							
	Artisan	Certificate	Certificate/ GTT1	Certificate/ GTT11	Certificate/ GTT11	Craft	Diploma	Grand Total
Grand Total	1325	715	943	163	1669	123	183	5121
%	25.9	14.0	18.4	3.2	32.6	2.4	3.6	100.0

## **2.14 COMMERCIAL COLLEGES**

### **2.14.1 Outturns by Programmes and Skill Level in Commercial Colleges in the year 2022.**

Table 28 presents a summary of outturns by programme and Skill Level in Commercial Colleges for the year 2022. A total of 10031 outturns were recorded with 4309 males and 5722 females. During the year, Certified Public Accountant (CPA) had the highest number of outturns at 13.0% followed by Business Management, Accountancy and; Supply Chain Management at 9.3%, 6.0% and 6.0% respectively. Certificate training level had the highest number of outturns 48.3% followed by Diploma level at 43.4%.

**Table 28: Summary of Outturns by Programme and Skill Level in Commercial Colleges**

Programme	Skill Level by Sex																								
	Artisan				Certificate				Certificate/GTT1				Certificate/GTT1				Certificate/GTT1				Craft				Male
	Male	Female	Total	%	Male	Female	Total	%	Male	Female	Total	%	Male	Female	Total	%	Male	Female	Total	%	Male	Female	Total	%	
Certified Public Accountant (CPA)	0	0	0	0.0	554	679	1233	25.4	10	6	16	6.5	0	0	0	0.0	23	37	60	40.8	0	0	0	0.0	0
Business Management	22	31	53	18.2	167	184	351	7.2	0	0	0	0.0	0	0	0	0.0	0	0	0	0.0	10	20	30	21.1	215
Accountancy	0	0	0	0.0	53	58	111	2.3	0	0	0	0.0	0	0	0	0.0	0	0	0	0.0	0	0	0	0.0	204
Supply Chain Management	0	0	0	0.0	68	62	130	2.7	0	0	0	0.0	0	0	0	0.0	0	0	0	0.0	0	0	0	0.0	220
Information Communication Technology	0	0	0	0.0	103	97	200	4.1	0	0	0	0.0	0	0	0	0.0	0	0	0	0.0	0	0	0	0.0	147
Human Resource Management	0	0	0	0.0	41	69	110	2.3	0	0	0	0.0	0	0	0	0.0	0	0	0	0.0	0	0	0	0.0	160
Certified Secretaries	0	0	0	0.0	255	95	350	7.2	0	0	0	0.0	0	0	0	0.0	0	0	0	0.0	0	0	0	0.0	0
Cosmetology	0	0	0	0.0	17	70	87	1.8	0	0	0	0.0	0	0	0	0.0	0	0	0	0.0	0	0	0	0.0	42
Food & Beverage	9	41	50	17.2	31	79	110	2.3	0	0	0	0.0	0	0	0	0.0	0	0	0	0.0	2	0	2	1.4	38
Community Health	0	0	0	0.0	48	147	195	4.0	0	0	0	0.0	0	0	0	0.0	0	0	0	0.0	0	0	0	0.0	21
Hairdressing & Beauty Therapy	0	0	0	0.0	5	30	35	0.7	1	130	131	53.3	0	2	2	100.0	0	20	20	13.6	0	0	0	0.0	8
Community Development & Social Work	0	0	0	0.0	12	48	60	1.2	0	0	0	0.0	0	0	0	0.0	0	0	0	0.0	8	10	18	12.7	39
Project Management	0	0	0	0.0	0	0	0	0.0	0	0	0	0.0	0	0	0	0.0	0	0	0	0.0	0	0	0	0.0	121
Accounting Technician	0	0	0	0.0	11	17	28	0.6	0	0	0	0.0	0	0	0	0.0	0	0	0	0.0	0	0	0	0.0	87
Social Work	0	0	0	0.0	35	45	80	1.7	0	0	0	0.0	0	0	0	0.0	0	0	0	0.0	0	0	0	0.0	40
Hospitality Management	1	6	7	2.4	10	37	47	1.0	0	0	0	0.0	0	0	0	0.0	0	0	0	0.0	0	0	0	0.0	30
Disability Care Studies	0	0	0	0.0	70	100	170	3.5	0	0	0	0.0	0	0	0	0.0	0	0	0	0.0	0	0	0	0.0	0
Electrical & Electronics Engineering	32	7	39	13.4	77	14	91	1.9	0	0	0	0.0	0	0	0	0.0	0	0	0	0.0	0	0	0	0.0	22
Secretarial Studies	0	0	0	0.0	9	64	73	1.5	0	0	0	0.0	0	0	0	0.0	0	0	0	0.0	0	0	0	0.0	21
Driving	0	0	0	0.0	40	24	64	1.3	0	0	0	0.0	0	0	0	0.0	40	24	64	43.5	0	0	0	0.0	0
Theology	0	0	0	0.0	49	28	77	1.6	0	0	0	0.0	0	0	0	0.0	0	0	0	0.0	0	0	0	0.0	29
Sales & Marketing	0	4	4	1.4	32	33	65	1.3	0	0	0	0.0	0	0	0	0.0	0	0	0	0.0	0	0	0	0.0	23
Catering & Accommodation	0	0	0	0.0	26	52	78	1.6	0	0	0	0.0	0	0	0	0.0	0	0	0	0.0	0	0	0	0.0	13
Computer Packages	0	0	0	0.0	41	28	69	1.4	0	0	0	0.0	0	0	0	0.0	0	0	0	0.0	15	25	40	28.2	0
Accounting Management	0	0	0	0.0	41	60	101	2.1	0	0	0	0.0	0	0	0	0.0	0	0	0	0.0	0	0	0	0.0	0
Banking & Finance	0	0	0	0.0	17	22	39	0.8	0	0	0	0.0	0	0	0	0.0	0	0	0	0.0	0	0	0	0.0	30
Plumbing	15	3	18	6.2	49	13	62	1.3	9	4	13	5.3	0	0	0	0.0	0	0	0	0.0	0	0	0	0.0	0
Media Studies	0	0	0	0.0	0	0	0	0.0	0	0	0	0.0	0	0	0	0.0	0	0	0	0.0	0	0	0	0.0	50
Computer Studies	0	0	0	0.0	40	50	90	1.9	0	0	0	0.0	0	0	0	0.0	0	0	0	0.0	0	0	0	0.0	0
Tourism Management	0	0	0	0.0	21	26	47	1.0	0	0	0	0.0	0	0	0	0.0	0	0	0	0.0	0	0	0	0.0	5
Beauty & Therapy	0	0	0	0.0	0	11	11	0.2	4	5	9	3.7	0	0	0	0.0	0	0	0	0.0	0	0	0	0.0	2
Automotive Engineering	13	1	14	4.8	28	5	33	0.7	0	0	0	0.0	0	0	0	0.0	0	0	0	0.0	0	0	0	0.0	8
Agriculture	0	0	0	0.0	15	11	26	0.5	0	0	0	0.0	0	0	0	0.0	0	0	0	0.0	0	0	0	0.0	15
Arabic & Islamic Studies	0	0	0	0.0	20	32	52	1.1	0	0	0	0.0	0	0	0	0.0	0	0	0	0.0	0	0	0	0.0	0

Programme	Skill Level by Sex																								
	Artisan				Certificate				Certificate/GTT1				Certificate/GTT11				Certificate/GTT111				Craft				Male
	Male	Female	Total	%	Male	Female	Total	%	Male	Female	Total	%	Male	Female	Total	%	Male	Female	Total	%	Male	Female	Total	%	
Strategic Management & Leadership	0	0	0	0.0	30	21	51	1.1	0	0	0	0.0	0	0	0	0.0	0	0	0	0.0	0	0	0	0.0	0
Computer Application	0	0	0	0.0	15	34	49	1.0	0	0	0	0.0	0	0	0	0.0	0	0	0	0.0	0	0	0	0.0	0
Hotel & Catering Supervision	0	0	0	0.0	19	30	49	1.0	0	0	0	0.0	0	0	0	0.0	0	0	0	0.0	0	0	0	0.0	0
Fashion & Design	0	3	3	1.0	5	10	15	0.3	0	4	4	1.6	0	0	0	0.0	0	0	0	0.0	0	0	0	0.0	7
Office Management	0	0	0	0.0	0	0	0	0.0	0	0	0	0.0	0	0	0	0.0	0	0	0	0.0	0	0	0	0.0	0
Dress Making	0	0	0	0.0	0	2	2	0.0	13	31	44	17.9	0	0	0	0.0	0	0	0	0.0	0	0	0	0.0	0
Supervisory Skills & Leadership	0	0	0	0.0	24	21	45	0.9	0	0	0	0.0	0	0	0	0.0	0	0	0	0.0	0	0	0	0.0	0
Theology & Development	0	0	0	0.0	0	0	0	0.0	0	0	0	0.0	0	0	0	0.0	0	0	0	0.0	0	0	0	0.0	20
Computer	0	0	0	0.0	13	30	43	0.9	0	0	0	0.0	0	0	0	0.0	0	0	0	0.0	0	0	0	0.0	0
Library Studies	0	0	0	0.0	15	9	24	0.5	0	0	0	0.0	0	0	0	0.0	0	0	0	0.0	0	0	0	0.0	10
Salesmanship	13	26	39	13.4	0	0	0	0.0	0	0	0	0.0	0	0	0	0.0	0	0	0	0.0	0	0	0	0.0	0
Agribusiness	0	0	0	0.0	12	23	35	0.7	0	0	0	0.0	0	0	0	0.0	0	0	0	0.0	0	0	0	0.0	0
Electrical Engineering	10	5	15	5.2	0	0	0	0.0	0	0	0	0.0	0	0	0	0.0	0	0	0	0.0	14	2	16	11.3	0
Counselling	0	0	0	0.0	0	0	0	0.0	0	0	0	0.0	0	0	0	0.0	0	0	0	0.0	0	0	0	0.0	2
Hotel & Catering	0	0	0	0.0	4	20	24	0.5	0	0	0	0.0	0	0	0	0.0	0	0	0	0.0	0	0	0	0.0	2
Monitoring & Evaluation	0	0	0	0.0	18	12	30	0.6	0	0	0	0.0	0	0	0	0.0	0	0	0	0.0	0	0	0	0.0	0
Office Operations & Management	0	0	0	0.0	0	0	0	0.0	0	0	0	0.0	0	0	0	0.0	0	0	0	0.0	0	0	0	0.0	18
Early Childhood Teacher Education	0	0	0	0.0	1	3	4	0.1	0	0	0	0.0	0	0	0	0.0	0	0	0	0.0	0	0	0	0.0	9
Information Technology	0	0	0	0.0	9	14	23	0.5	0	0	0	0.0	0	0	0	0.0	0	0	0	0.0	0	0	0	0.0	2
Hotel Management	0	0	0	0.0	0	0	0	0.0	0	0	0	0.0	0	0	0	0.0	0	0	0	0.0	7	20	27	19.0	0
Airport Operation	0	0	0	0.0	0	0	0	0.0	0	0	0	0.0	0	0	0	0.0	0	0	0	0.0	0	0	0	0.0	12
Store Keeping	6	11	17	5.8	0	0	0	0.0	0	0	0	0.0	0	0	0	0.0	0	0	0	0.0	1	6	7	4.9	0
Air Conditioning & Refrigeration	0	0	0	0.0	0	0	0	0.0	18	2	20	8.1	0	0	0	0.0	0	0	0	0.0	0	0	0	0.0	0
Hospitality & Tourism	2	3	5	1.7	3	7	10	0.2	0	0	0	0.0	0	0	0	0.0	0	0	0	0.0	0	0	0	0.0	0
Christian Ministries	0	0	0	0.0	13	6	19	0.4	0	0	0	0.0	0	0	0	0.0	0	0	0	0.0	0	0	0	0.0	0
Islamic Studies	0	0	0	0.0	11	8	19	0.4	0	0	0	0.0	0	0	0	0.0	0	0	0	0.0	0	0	0	0.0	0
Baking Technology	2	8	10	3.4	1	6	7	0.1	0	0	0	0.0	0	0	0	0.0	0	0	0	0.0	0	0	0	0.0	0
Certified Investment & Financial Analysis	0	0	0	0.0	10	8	18	0.4	0	0	0	0.0	0	0	0	0.0	0	0	0	0.0	0	0	0	0.0	0
Tourism & Travel Management	0	0	0	0.0	8	10	18	0.4	0	0	0	0.0	0	0	0	0.0	0	0	0	0.0	0	0	0	0.0	0
Broadcast & Journalism	0	0	0	0.0	0	0	0	0.0	0	0	0	0.0	0	0	0	0.0	0	0	0	0.0	0	0	0	0.0	8
Business Administration	0	0	0	0.0	4	2	6	0.1	0	0	0	0.0	0	0	0	0.0	0	0	0	0.0	0	0	0	0.0	8
Community Development	0	0	0	0.0	0	0	0	0.0	0	0	0	0.0	0	0	0	0.0	0	0	0	0.0	0	0	0	0.0	9
Agroecology	0	0	0	0.0	0	0	0	0.0	0	0	0	0.0	0	0	0	0.0	0	0	0	0.0	0	0	0	0.0	8
Electrical Installation	14	0	14	4.8	0	0	0	0.0	0	0	0	0.0	0	0	0	0.0	0	0	0	0.0	0	0	0	0.0	0
Information Science	0	0	0	0.0	2	6	8	0.2	0	0	0	0.0	0	0	0	0.0	0	0	0	0.0	0	0	0	0.0	1
Fashion Design & Garment Making	0	0	0	0.0	0	3	3	0.1	5	4	9	3.7	0	0	0	0.0	0	0	0	0.0	0	0	0	0.0	0
French	0	0	0	0.0	3	9	12	0.2	0	0	0	0.0	0	0	0	0.0	0	0	0	0.0	0	0	0	0.0	0

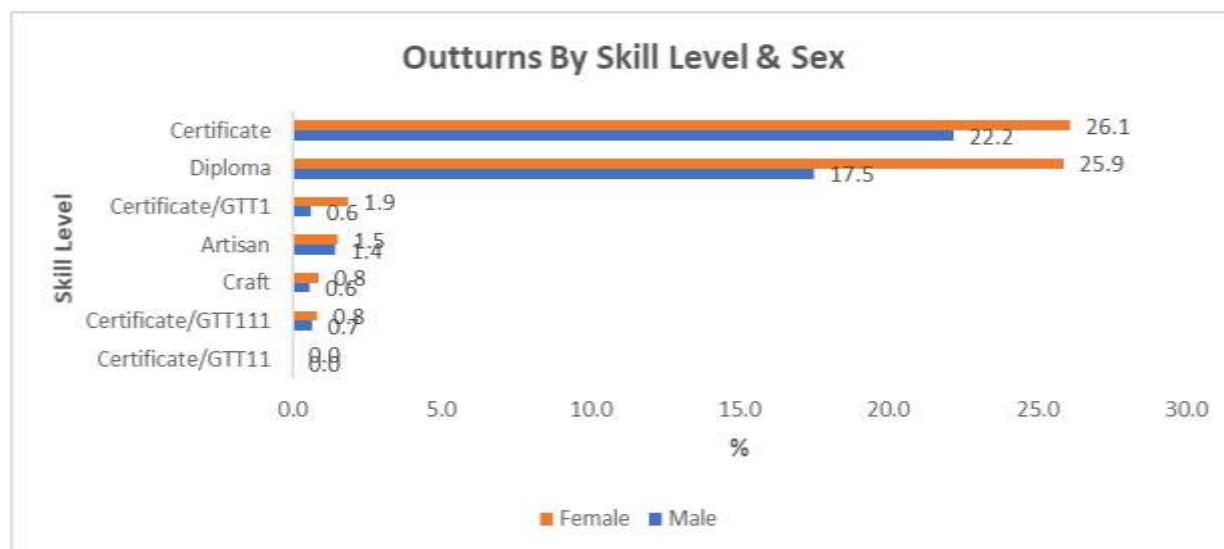
Programme	Skill Level by Sex																								
	Artisan				Certificate				Certificate/GTT1				Certificate/GTT11				Certificate/GTT11				Craft				Male
	Male	Female	Total	%	Male	Female	Total	%	Male	Female	Total	%	Male	Female	Total	%	Male	Female	Total	%	Male	Female	Total	%	
Marketing	0	0	0	0.0	2	3	5	0.1	0	0	0	0.0	0	0	0	0.0	0	0	0	0.0	0	0	0	0.0	6
Computing & Information Systems	0	0	0	0.0	0	0	0	0.0	0	0	0	0.0	0	0	0	0.0	0	0	0	0.0	0	0	0	0.0	7
Certified Forensic Fraud Examiner	0	0	0	0.0	4	6	10	0.2	0	0	0	0.0	0	0	0	0.0	0	0	0	0.0	0	0	0	0.0	0
Journalism	0	0	0	0.0	2	2	4	0.1	0	0	0	0.0	0	0	0	0.0	0	0	0	0.0	0	0	0	0.0	4
Catering	0	0	0	0.0	5	4	9	0.2	0	0	0	0.0	0	0	0	0.0	0	0	0	0.0	0	0	0	0.0	0
German	0	0	0	0.0	1	8	9	0.2	0	0	0	0.0	0	0	0	0.0	0	0	0	0.0	0	0	0	0.0	0
Nursing	0	0	0	0.0	0	0	0	0.0	0	0	0	0.0	0	0	0	0.0	0	0	0	0.0	0	0	0	0.0	5
Computer Engineering	0	0	0	0.0	0	0	0	0.0	0	0	0	0.0	0	0	0	0.0	0	0	0	0.0	0	0	0	0.0	6
Nutrition	0	0	0	0.0	2	3	5	0.1	0	0	0	0.0	0	0	0	0.0	0	0	0	0.0	0	0	0	0.0	0
Archives & Record Management	0	0	0	0.0	0	0	0	0.0	0	0	0	0.0	0	0	0	0.0	0	0	0	0.0	0	0	0	0.0	2
Community Health & Development	0	0	0	0.0	0	0	0	0.0	0	0	0	0.0	0	0	0	0.0	0	0	0	0.0	0	0	0	0.0	5
Certified Information System Audit (CISA)	0	0	0	0.0	0	0	0	0.0	0	0	0	0.0	0	0	0	0.0	0	0	0	0.0	0	0	0	0.0	3
Maritime Management	0	0	0	0.0	0	0	0	0.0	0	0	0	0.0	0	0	0	0.0	0	0	0	0.0	0	0	0	0.0	4
Marketing Management	0	0	0	0.0	0	0	0	0.0	0	0	0	0.0	0	0	0	0.0	0	0	0	0.0	0	0	0	0.0	4
Chaplaincy	0	0	0	0.0	0	0	0	0.0	0	0	0	0.0	0	0	0	0.0	0	0	0	0.0	0	0	0	0.0	1
Welding & Fabrication	0	0	0	0.0	0	1	1	0.0	0	0	0	0.0	0	0	0	0.0	3	0	3	2.0	0	0	0	0.0	0
Bookkeeping	2	1	3	1.0	0	0	0	0.0	0	0	0	0.0	0	0	0	0.0	0	0	0	0.0	0	0	0	0.0	0
Certified Human Resource Professionals	0	0	0	0.0	1	2	3	0.1	0	0	0	0.0	0	0	0	0.0	0	0	0	0.0	0	0	0	0.0	0
Chartered Institute For Securities Investment	0	0	0	0.0	2	1	3	0.1	0	0	0	0.0	0	0	0	0.0	0	0	0	0.0	0	0	0	0.0	0
Corporate Governance	0	0	0	0.0	0	3	3	0.1	0	0	0	0.0	0	0	0	0.0	0	0	0	0.0	0	0	0	0.0	0
Public Relations Management	0	0	0	0.0	0	0	0	0.0	0	0	0	0.0	0	0	0	0.0	0	0	0	0.0	0	0	0	0.0	2
Tourism	0	0	0	0.0	0	0	0	0.0	0	0	0	0.0	0	0	0	0.0	0	0	0	0.0	0	0	0	0.0	2
Bakery & Pastry	0	0	0	0.0	0	0	0	0.0	0	0	0	0.0	0	0	0	0.0	0	0	0	0.0	0	2	2	1.4	0
Film Productions	0	0	0	0.0	0	0	0	0.0	0	0	0	0.0	0	0	0	0.0	0	0	0	0.0	0	0	0	0.0	0
Health Records & Information Technology	0	0	0	0.0	0	0	0	0.0	0	0	0	0.0	0	0	0	0.0	0	0	0	0.0	0	0	0	0.0	1
Nutrition & Dietetics	0	0	0	0.0	1	1	2	0.0	0	0	0	0.0	0	0	0	0.0	0	0	0	0.0	0	0	0	0.0	0
Barbering	0	0	0	0.0	1	0	1	0.0	0	0	0	0.0	0	0	0	0.0	0	0	0	0.0	0	0	0	0.0	0
Business Studies	0	0	0	0.0	0	1	1	0.0	0	0	0	0.0	0	0	0	0.0	0	0	0	0.0	0	0	0	0.0	0
Mass Communication	0	0	0	0.0	0	0	0	0.0	0	0	0	0.0	0	0	0	0.0	0	0	0	0.0	0	0	0	0.0	0
Security Management	0	0	0	0.0	1	0	1	0.0	0	0	0	0.0	0	0	0	0.0	0	0	0	0.0	0	0	0	0.0	0
<b>Total</b>	<b>141</b>	<b>150</b>	<b>291</b>	<b>100.0</b>	<b>2227</b>	<b>2619</b>	<b>4846</b>	<b>100.0</b>	<b>60</b>	<b>186</b>	<b>246</b>	<b>100.0</b>	<b>0</b>	<b>2</b>	<b>2</b>	<b>100.0</b>	<b>66</b>	<b>81</b>	<b>147</b>	<b>100.0</b>	<b>57</b>	<b>85</b>	<b>142</b>	<b>100.0</b>	<b>1758</b>
<b>Grand Total</b>	<b>291</b>				<b>4846</b>				<b>246</b>				<b>2</b>				<b>147</b>				<b>142</b>				<b>43</b>
<b>%</b>	<b>2.9</b>				<b>48.3</b>				<b>2.5</b>				<b>0.0</b>				<b>1.5</b>				<b>1.4</b>				

## 2.14.2 Outturns by Educational Level and Sex in Commercial Colleges in the year 2022.

**Table 29** and **Figure 12** presents a summary of outturns by Skill Level by sex in Commercial Colleges for the year 2022. The institutions had a total of 10031 outturns out of which Certificate and Diploma Skill Level had the highest number of outturns 4846 (48.3%) and 4357 (43.4%) respectively. Both female outturns dominated at all the training levels with majority of outturns recorded at Certificate and Diploma training levels at 26.11% and 25.2%.

**Table 29: Summary of Outturns by Skill Level and Sex in Commercial Colleges in the year 2022.**

Skill Level	Sex				Total	%
	Male	%	Female	%		
Certificate	2227	22.2	2619	26.1	<b>4846</b>	<b>48.3</b>
Diploma	1758	17.5	2599	25.9	<b>4357</b>	<b>43.4</b>
Artisan	141	1.4	150	1.5	<b>291</b>	<b>2.9</b>
Certificate/GTT1	60	0.6	186	1.9	<b>246</b>	<b>2.5</b>
Certificate/GTT111	66	0.7	81	0.8	<b>147</b>	<b>1.5</b>
Craft	57	0.6	85	0.8	<b>142</b>	<b>1.4</b>
Certificate/GTT11	0	0.0	2	0.0	<b>2</b>	<b>0.0</b>
<b>Grand Total</b>	<b>4309</b>	<b>43.0</b>	<b>5722</b>	<b>57.0</b>	<b>10031</b>	<b>100.0</b>



**Figure 12: Skill Level by Sex in Commercial Colleges**

## 2.13.3 Summary of Frequencies of Programme and Skill Level in Commercial Colleges in the year 2022.

In the reference period, a total of 445 programmes were recorded in the Commercial Colleges. Table 30 shows that the most common programme was Business Management by frequency counts 33 followed Information Communication Technology, Human Resource Management, Supply Chain

Management and; Certified Public Accountant (CPA) at frequency counts of 27, 25, 23 and 22 respectively out of the total 445 frequency counts. Certificate training level was the most common level with a frequency of 212 (47.6%) followed by Diploma training level at 185 (41.6%) frequency counts of the total.

**Table 30: Summary of Total Programme by Skill Level in Commercial Colleges in the year 2022.**

Programme	Skill Level							Grand Total
	Artisan	Certificate	Certificate/ GTT1	Certificate/ GTT1	Certificate/ GTT11	Craft	Diploma	
Business Management	2	16	0	0	0	1	14	33
Information Communication Technology	0	11	0	0	0	0	16	27
Human Resource Management	0	10	0	0	0	0	15	25
Supply Chain Management	0	9	0	0	0	0	14	23
Certified Public Accountant (CPA)	0	18	2	0	2	0	0	22
Accountancy	0	7	0	0	0	0	9	16
Accounting Technician	0	4	0	0	0	0	10	14
Food & Beverage	4	5	0	0	0	1	4	14
Secretarial Studies	0	7	0	0	0	0	7	14
Social Work	0	7	0	0	0	0	6	13
Community Development & Social Work	0	3	0	0	0	1	8	12
Hairdressing & Beauty Therapy	0	5	2	1	1	0	3	12
Sales & Marketing	1	6	0	0	0	0	4	11
Accounting Management	0	9	0	0	0	0	0	9
Fashion & Design	1	3	1	0	0	0	4	9
Project Management	0	0	0	0	0	0	9	9
Catering & Accommodation	0	6	0	0	0	0	2	8
Cosmetology	0	5	0	0	0	0	2	7
Banking & Finance	0	2	0	0	0	0	4	6
Computer Packages	0	5	0	0	0	1	0	6
Hospitality Management	1	3	0	0	0	0	2	6
Theology	0	3	0	0	0	0	3	6
Plumbing	2	2	1	0	0	0	0	5
Automotive Engineering	1	2	0	0	0	0	1	4
Beauty & Therapy	0	2	1	0	0	0	1	4
Community Health	0	3	0	0	0	0	1	4
Electrical & Electronics Engineering	1	2	0	0	0	0	1	4
Information Technology	0	3	0	0	0	0	1	4
Tourism Management		2	0	0	0	0	2	4
Baking Technology	1	1	0	0	0	0	1	3
Business Administration	0	1	0	0	0	0	2	3
Electrical Engineering	1		0	0	0	2	0	3
Hospitality & Tourism	1	1	0	0	0	0	1	3
Monitoring & Evaluation	0	3	0	0	0	0	0	3
Office Management	0	0	0	0	0	0	3	3
Office Operations & Management	0	0	0	0	0	0	3	3
Store Keeping	2	0	0	0	0	1	0	3
Strategic Management & Leadership	0	3	0	0	0	0	0	3
Supervisory Skills & Leadership	0	3	0	0	0	0	0	3
Agriculture	0	1	0	0	0	0	1	2
Airport Operation	0	0	0	0	0	0	2	2
Arabic & Islamic Studies	0	2	0	0	0	0	0	2
Broadcast & Journalism	0	0	0	0	0	0	2	2
Christian Ministries	0	2	0	0	0	0	0	2
Community Development	0	0	0	0	0	0	2	2
Computer	0	2	0	0	0	0	0	2
Dress Making	0	1	1	0	0	0	0	2
Driving	0	1	0	0	1	0	0	2
Early Childhood Teacher Education	0	1	0	0	0	0	1	2

Programme	Skill Level							Grand Total
	Artisan	Certificate	Certificate/ GTT1	Certificate/ GTT11	Certificate/ GTT11	Craft	Diploma	
Electrical Installation	2	0	0	0	0	0	0	2
Fashion Design & Garment Making	0	1	1	0	0	0	0	2
Hotel & Catering	0	1	0	0	0	0	1	2
Hotel & Catering Supervision	0	2	0	0	0	0	0	2
Information Science	0	1	0	0	0	0	1	2
Journalism	0	1	0	0	0	0	1	2
Library Studies	0	1	0	0	0	0	1	2
Marketing	0	1	0	0	0	0	1	2
Nutrition	0	1	0	0	0	0	1	2
Salesmanship	2		0	0	0	0	0	2
Tourism & Travel Management	0	2	0	0	0	0	0	2
Welding & Fabrication	0	1	0	0	1	0	0	2
Agribusiness	0	1	0	0	0	0	0	1
Agroecology	0	0	0	0	0	0	1	1
Air Conditioning & Refrigeration	0	0	1	0	0	0	0	1
Archives & Record Management	0	0	0	0	0	0	1	1
Bakery & Pastry	0	0	0	0	0	1	0	1
Barbering	0	1	0	0	0	0	0	1
Bookkeeping	1	0	0	0	0	0	0	1
Business Studies	0	1	0	0	0	0	0	1
Catering	0	1	0	0	0	0	0	1
Certified Forensic Fraud Examiner	0	1	0	0	0	0	0	1
Certified Human Resource Professionals	0	1	0	0	0	0	0	1
Certified Information System Audit (CISA)	0	0	0	0	0	0	1	1
Certified Investment & Financial Analysis	0	1	0	0	0	0	0	1
Certified Secretaries	0	1	0	0	0	0	0	1
Chaplaincy	0	0	0	0	0	0	1	1
Chartered Institute For Securities Investment	0	1	0	0	0	0	0	1
Community Health & Development	0	0	0	0	0	0	1	1
Computer Application	0	1	0	0	0	0	0	1
Computer Engineering	0	0	0	0	0	0	1	1
Computer Studies	0	1	0	0	0	0	0	1
Computing & Information Systems	0	0	0	0	0	0	1	1
Corporate Governance	0	1	0	0	0	0	0	1
Counselling	0	0	0	0	0	0	1	1
Disability Care Studies	0	1	0	0	0	0	0	1
Film Productions	0	0	0	0	0	0	1	1
French	0	1	0	0	0	0	0	1
German	0	1	0	0	0	0	0	1
Health Records & Information Technology	0	0	0	0	0	0	1	1
Hotel Management	0	0	0	0	0	1	0	1
Islamic Studies	0	1	0	0	0	0	0	1
Maritime Management	0	0	0	0	0	0	1	1
Marketing Management	0	0	0	0	0	0	1	1
Mass Communication	0	0	0	0	0	0	1	1
Media Studies	0	0	0	0	0	0	1	1
Nursing	0	0	0	0	0	0	1	1
Nutrition & Dietetics	0	1	0	0	0	0	0	1
Public Relations Management	0	0	0	0	0	0	1	1
Security Management	0	1	0	0	0	0		1
Theology & Development	0	0	0	0	0	0	1	1
Tourism	0	0	0	0	0	0	1	1
<b>Grand Total</b>	<b>23</b>	<b>212</b>	<b>10</b>	<b>1</b>	<b>5</b>	<b>9</b>	<b>185</b>	<b>445</b>
<b>%</b>	<b>5.2</b>	<b>47.6</b>	<b>2.2</b>	<b>0.2</b>	<b>1.1</b>	<b>2.0</b>	<b>41.6</b>	<b>100.0</b>

## 2.14 Programmes Distribution by Skill Level and Duration in the year 2022

**Table 31** presents a summary of Programmes by Skill Level and duration for taking the programme. Overall, Artisan training level had the highest number of programmes recorded at 21.9% followed by Certificate at 21.4% and Diploma at 19.7%. Most programmes were completed between 25 to 30 months at 41.8% of which the majority were taken at Certificate training level. Most of the programmes at the Diploma training level took between 37 to 42 months to be completed while most of Artisan training level programmes took 13 to 18 months to be completed.

**Table 31: Programmes Distribution by Skill Level and Duration in the year 2022**

Skill Level	Duration (Months)									Total	%
	<3	6-Mar	12-Jul	13-18	19-24	25-30	31-36	37-42	>42		
Artisan	15	18	143	935	130	911	0	9	4	2165	21.9
Certificate	85	145	186	443	176	1052	7	28	1	2123	21.4
Diploma	1	5	75	70	121	379	65	1233	2	1951	19.7
Certificate/GT T111	4	7	133	692	141	816	0	6	0	1799	18.2
Certificate/GT T1	11	35	91	366	57	438	5	22	4	1029	10.4
Craft	2	12	37	69	25	501	0	0	0	646	6.5
Certificate/GT T11	1	3	34	79	24	45	1	6	0	193	2.0
<b>Total</b>	<b>119</b>	<b>225</b>	<b>699</b>	<b>2654</b>	<b>674</b>	<b>4142</b>	<b>78</b>	<b>1304</b>	<b>11</b>	<b>9906</b>	<b>100.0</b>
<b>%</b>	<b>1.2</b>	<b>2.3</b>	<b>7.1</b>	<b>26.8</b>	<b>6.8</b>	<b>41.8</b>	<b>0.8</b>	<b>13.2</b>	<b>0.1</b>	<b>100.0</b>	

## 2.15 Examination Body by Skill Level in TVET Institutions in the year 2022

**Table 32** present a summary of Examination Bodies by Skill Level. A total of 9906 programmes were examined during the period under review. Both Kenya National Examinations Council (KNEC) and National Industrial Training Authority (NITA) examined the highest number of programmes at 45.0% while internally offered came third at 5.4%. All the others examining bodies had 4.6% of the total. KNEC had 1515 programmes examined at Diploma followed by 1194 programmes at Certificate training level and 1125 at Artisan Skill Level. 1765

programmes were examined by NITA at the Certificate/GTT111 training level, 977 programmes at Artisan training level and 959 programmes examined at Certificate/GTTI training level.

**Table 32: Present a summary of Examination Bodies by Skill Level.**

<b>Examining Bodies</b>	<b>Frequency</b>	<b>%</b>
KNEC	4462	45.0
NITA	4456	45.0
Internal	537	5.4
KASNEB	132	1.3
TVET-CDACC	116	1.2
Institute of Commercial Management (ICM)	89	0.9
NTSA	17	0.2
City & Guilds	13	0.1
International Air Transport Association (IATA)	11	0.1
Nursing Council of Kenya (NCK)	11	0.1
International Computer Driving License (ICDL)	7	0.1
JP International	6	0.1
Association of Business Managers & Administrators (ABMA)	5	0.1
CISCO	5	0.1
Chartered Institute of Marketing	4	0.0
Computer Society of Kenya	4	0.0
Pearson Education Limited (UK)	4	0.0
COMPTIA *+	3	0.0
Information Systems Audit & Control Association (ISACA)	3	0.0
National Computing Council (NCC)	3	0.0
HRM	2	0.0
Kenya Civil Aviation Authority (KCAA)	2	0.0
Microsoft	2	0.0
ABE-UK	1	0.0
ACC-UK	1	0.0
Association of Business Executives	1	0.0
Association of Chartered Certified Accountant (ACCA)	1	0.0
Association of Chartered Certified Accountants	1	0.0
British Council	1	0.0
Cambridge	1	0.0
Clinical Officers Council	1	0.0
International	1	0.0
Kenya Institute of Supplies Examination Board (KISEB)	1	0.0
Kenya Medical Laboratory Technicians & Technologist Board (KMLTTB)	1	0.0
TOEFL	1	0.0
<b>Grand Total</b>	<b>9906</b>	<b>100.0</b>

## CHAPTER THREE: SUMMARY OF THE FINDINGS

This chapter presents a summary of the findings from the survey.

### 3.1 General Observations

A total of 193,156 outturns graduated with various programmes in the year 2022 with 99861 outturns males while 93,295 were female

A total of 1304 institutions responded in the study with 72% of them were public institutions and 28% while were private institutions.

Within the category of institutions by ownership, Vocational Training Centres had 897 institutions with 85.8% public while 14.2% private while Technical Training Institutes recorded 254 institutions with 57.1% private with the rest being public institutions.

Hairdressing & Beauty Therapy programme had the highest number of outturns at 13468 followed by plumbing, Food & Beverage and Information Communication Technology with 10814, 9258 and 8091 outturns respectively.

Plumbing programme had the highest number of male outturns at 8153 followed by Masonry and, Electrical Installation with 6014 and 5163 male outturns respectively.

Hairdressing & Beauty Therapy programme had the highest number of female outturns at 11982 followed by Food & Beverage, Fashion Design & Garment Making and, Information Communication Technology with 7375, 5361 and 4025 outturns respectively.

Overall, female outturns dominated at Certificate and Diploma training levels while male outturns were the majority in Certificate/GTT1 Certificate/GTT11 Certificate/GTT111 Artisan and Craft training levels.

Certificate training level had the highest number of outturns at 59288 followed by Diploma and Artisan levels with 46451 and 38895 outturns respectively.

Certificate training level had 27.1% male outturns followed by Artisan and Diploma training level with 23.2% and 22.0% respectively of the total 99861 male outturns recorded.

Certificate level of education had 34.6% female outturns followed by Diploma level and Artisan levels with 26.3% and 16.9% respectively of the total 93295 female outturns recorded.

The most common programme by frequency counts was Hairdressing & Beauty Therapy followed by Masonry, Fashion Design & Garment Making, Information Communication Technology and Plumbing at 789, 567, 499, 475 and 468 respectively out of the total 9906 frequency counts.

Artisan training level was the most common level with a frequency of 2165 followed by certificate training level at 2123 counts out of the total 9906 programmes.

### **3.2 University (TVET Institutes)**

A total of 676 outturns were recorded in the University (TVET Institutes) where 341 were male and 335 females.

Business Management programme had the highest number of outturns at 13.5% followed by Food & Beverage and; Building & Construction programme at 11.8% and 8.9% respectively.

Business Management the most common programme with a frequency count of 7 out of 81 counts followed by Supply Chain Management, Food & Beverage, Building & Construction, Community Development & Social Work, and Information Communication Technology at 6, 5, 4, 4 and 4 respectively out of the total 81 frequency counts.

Diploma training level recorded the highest total outturns at 56.8% out of which 27.1% were male and 29.7% female outturns.

Female outturns were majority in Diploma and Certificate training levels while the male outturns dominated Artisan and Craft training levels.

Diploma training level was recorded as the most common training level with a frequency count of 49.1% followed by Certificate training level at 26.7%.

### **3.3 NATIONAL POLYTECHNICS**

A total of 24425 outturns were recorded with 12695 males and 11730 females.

Food & Beverage programme had the highest number of outturns at 7.5% followed by Plumbing, Community Development & Social Work programme and; Agriculture at 6.2%, 5.8% and 5.2% respectively.

The most common programmes were Building & Construction, Food & Beverage, Human Resource Management, Information Communication Technology and; Supply Chain Management with a frequency count of 27 out of the total 678 frequency counts

Diploma training level had the highest number of outturns at 43.4% followed by Certificate training level at 33.2% and Artisan training level at 14.2%.

Diploma training level had a total of 43.4% outturns with 22.8% male and 20.7% female outturns.

Male outturns dominated at all the training levels except at Certificate training level.

### **3.4 NATIONAL YOUTH SERVICE**

A total of 5830 outturns were recorded where 3558 were male and 2272 were female.

Plant Operator programme had the highest number of outturns at 20.9% followed by Catering & Accommodation, Food & Beverage, Building & Construction and; Plumbing programmes at 7.8%, 7.4%, 6.4% and 6.1% respectively.

The most common programmes by frequency counts of 4 was Food & Beverage followed by Automotive Engineering, Building & Construction, Catering & Accommodation, Electrical & Electronics Engineering, Information Communication Technology, Mechanical Engineering and; Plumbing all at a frequency counts of 3 of the 58 total frequency counts.

Artisan Skill Level had the highest number of outturns 41.6% followed by Certificate, Diploma and Craft training levels at 25.4%, 21.8% and 11.2% respectively.

Male outturns dominated at almost all the training levels with both genders outturns leveling at Craft training level.

Certificate Skill Level was the most common level with a frequency of 31.0% followed by Artisan Skill Level at 25.9% frequency counts of the total.

### **3.5 INSTITUTES OF SCIENCE AND TECHNOLOGY**

A total of 4501 outturns were recorded where 2049 were male and 2452 were female.

Plant Community Development & Social Work had the highest number of outturns at 9.0% followed by Food & Beverage, Catering & Accommodation and; Agriculture at 7.1%, 5.7%, and 5.7% respectively.

The most common programme was Community Development & Social Work by frequency counts 11 followed Human Resource Management at frequency count of 8 out of the total 155 frequency counts.

Diploma training level had the highest number of outturns 53.9% followed by Craft, Certificate and Artisan training levels at 21.4%, 15.8% and 8.8% respectively.

Female outturns dominated at all the levels of training.

Diploma training level was the most common level with a frequency of 52.9% followed by Artisan training level at 23.9% frequency counts of the total.

### **3.6 TECHNICAL TRAINING INSTITUTES**

A total of 64232 outturns were recorded where 32320 were male and 31912 were female.

Accommodation Operations had the highest number of outturns at 6.18% followed by Accountancy, Accounting Management, Accounting Technician and; Aeronautical Engineering at 5.7%, 5.7%, 4.6% and 4.2% respectively.

The most common programmes were Information Communication Technology, Food & Beverage, Plumbing, Business Management and; Supply Chain Management with frequency counts of 198, 171, 156, 115 and 111 of the totals 3030 frequency counts.

Certificate training level had the highest number of outturns 35.3% followed by, Diploma and Artisan training levels at 31.0% and 18.7% respectively.

Female outturns dominated the Certificate and Diploma training levels at 19.0% and 16.6% while male outturns were a majority at Artisan and Craft training level at 11.3 and 5.1% respectively.

Diploma Skill Level was the most common training level with a frequency of 33.6% followed by certificate and Artisan training level at 28.0% and 20.0% frequency counts of the total respectively.

### **3.7 TECHNICAL VOCATIONAL COLLEGES (TVCs)**

A total of 5407 outturns were recorded where 2729 were male and 2678 were female.

Standard Training Certification & Watch Keeping for Seafarers (STCW) had the highest number of outturns at 13.1% followed by Dairy Production & Management, Hairdressing & Beauty Therapy and; Community Development & Social Work at 8.4%, 7.9% and 4.5% respectively.

The most common programme was Plumbing by frequency counts 26 followed Food & Beverage, Hairdressing & Beauty Therapy, Community Development & Social Work and; Information Communication Technology at frequency counts of 18, 17, 15 and 15 respectively of the total 338 frequency counts.

Certificate training level had the highest number of outturns at 47.4% followed by Diploma and Artisan training levels at 31.1% and 12.4% respectively.

Female outturns dominated at the Certificate, Certificate/GTT111, Certificate/GTT1 and Certificate/GTT11 training levels at while male outturns in dominated at Diploma, Artisan and Craft training levels.

Diploma Skill Level was the most common level with a frequency of 26.9% followed by Artisan Skill Level at 25.4% frequency counts of the total.

### **3.8 VOCATIONAL TRAINING CENTERS (VTCs)**

A total of 78054 outturns were recorded where 41860 were male and 36194 were female.

2D Animation had the highest number of outturns at 11.9% followed by 3D Animation & Multi-media, Accountancy and; Accounting Technician at 6.7%, 6.1% and 6.0% respectively.

The most common programme was Hairdressing & Beauty Therapy by frequency counts 654 followed by Masonry, Fashion Design & Garment Making, Mechanics and; Carpentry & Joinery at frequency counts of 481, 403, 296 and 279 respectively out of the total 5121 frequency counts.

Artisan training level had the highest number of outturns at 25.1% followed by Certificate and Certificate/GTT111 at 23.9% and 22.4% respectively.

Male outturns dominated the Artisan, Certificate/GTT111 and Certificate/GTT1 training levels at 14.7%, 13.1% and 8.9% respectively while female outturns were more at Certificate and Diploma training levels.

Certificate/GTT111 training level was the most common level with a frequency of 32.6% followed by Artisan and Certificate/GTT1 training levels at 25.9% and 18.4% frequency counts of the total.

### **3.9 COMMERCIAL COLLEGES**

A total of 10031 outturns were recorded with 4309 males and 5722 females.

Certified Public Accountant (CPA) had the highest number of outturns at 13.0% followed by Business Management, Accountancy and; Supply Chain Management at 9.3%, 6.0% and 6.0% respectively.

The most common programme was Business Management by frequency counts 33 followed by Information Communication Technology, Human Resource Management, Supply Chain Management and; Certified Public Accountant (CPA) at frequency counts of 27, 25, 23 and 22 respectively out of the total 445 frequency counts.

Certificate and Diploma training had the highest number of outturns 48.3% and 43.4% respectively.

Both female outturns dominated at all the training levels with majority of outturns recorded at Certificate and Diploma training levels at 26.11% and 25.2%.

Certificate training level was the most common level with a frequency of 47.6% followed by Diploma training at 41.6% frequency counts of the total.

## CHAPTER FOUR: CONCLUSIONS AND RECOMMENDATIONS

This chapter presents conclusions and recommendations of the survey as follows: -

1. Vocational Training Centers had the highest number of institutions that responded to the survey and recorded the highest number of outturns followed by Technical Training Institutes. The polytechnics and TTIs going by geographical location are largely inaccessible to youth from the bottom socio-economic quintile. This creates huge inequalities and disparities in these categories of institutions. On the other hand, VTCs are community based and offers a likelihood of many students joining them after basic education. Funding of VTC's should therefore, be enhanced to enable capacity building for both human and infrastructure required to effectively handle the higher number of students.
2. Female outturns dominated Hairdressing & Beauty Therapy Food & Beverage and, Fashion Design & Garment Making programmes while male outturns dominated Plumbing, Masonry and, Electrical Installation programme. The depicts a clear gender biased trend in choices of programmes that implies the number of females up-take in STEM subjects and male in beauty programmes is still very low.
3. Certificate Skill Level had the highest number of both male and female outturns. this could be attributed to the shorter time taken and lower affordability cost to complete the programmes at this level. There is need for the Government and other stakeholders to encourage the outturns to advance their training to transit to the next higher levels through TVET funding.
4. TVET Institutions continue to face stigma to date among higher education aspirants who prefer university education. This bias stems from old societal perceptions that university education is superior and more respectable compared to TVET education. Raising awareness and promoting TVET education as a rewarding and viable career path for all is key. This can be conducted through stakeholder engagements of parents, guardians, students, communities, career educator, guidance and counselors.
5. The Government should mobilize and enhance allocation of resources in promotion of CBET programmes since the new curriculum requires enormous resources to train tutors and students on practical skills through the use of quality modern technology and equipment that are aligned

with those in the industry. This will ensure bridging of skills gap, access and equity in education and training standards; and enhance smooth transition from training to world of work. This is in line with the Bottom-Up Economic Transformation Agenda (BETA).

6. The TVET institutions need to intensify signing of memorandum of understanding (MOU) with relevant Industry players in order to mainstream the dual education and training approach envisaged by CBET curriculum where students are expected to spend part of their course work on practical skills in relevant industry. In addition, this partnership has the potential of reducing skills gaps and mismatches, improve employability and productivity in the face of global competition.
7. There is need for education stakeholder to harmonize programme/course titles, duration and curriculum offered at the similar skills level and across all institutions.
8. There is need to mainstream learning of foreign languages in TVET institutions to enable the surplus labour migrate their skills to non-English speaking countries. Non- mastery of these foreign languages has proved to be one of the obstacles to effective labour migration. In addition, there indications that Migrant workers who are multilingual have higher chances of securing jobs abroad.
9. TVET institutions require to develop and maintain management information systems in order to improve record keeping, facilitate timely and accurate data collection; and sharing.
10. The Ministry of Labour and Social Protection in collaboration with industry stakeholders should undertake surveys to establish whether the knowledge and skills produced by TVET institutions match labour market requirements.

## Appendix 1: Survey of Training in Local Institutions Questionnaire

Mol/NHRPD/1

CONFIDENTIAL

S/NO						
------	--	--	--	--	--	--

(For Official Use)



STLI/2023

REPUBLIC OF KENYA

MINISTRY OF LABOUR AND SOCIAL PROTECTION

STATE DEPARTMENT FOR LABOUR AND SKILL  
DEVELOPMENT LABOUR MARKET RESEARCH AND  
ANALYSIS

*SURVEY OF TRAINING IN LOCAL INSTITUTIONS 2023*

### INSTRUCTIONS FOR COMPLETING THIS QUESTIONNAIRE

1. Please complete this questionnaire and return to the Officer conducting this exercise or to Directorate of Labour Market Research and Analysis, P.O. Box 40326 00100, Nairobi. Tel. 254-20-2729800 Ext. 4401 or Mobile Number – 0727840841/0722605148 or Email: [directornhrpd@labour.go.ke](mailto:directornhrpd@labour.go.ke) or visit our Offices at NSSF Building Block “B”, 14<sup>th</sup> Floor. Where the space provided in the questionnaire is not adequate, extra information may be attached in a separate sheet using the same format.
2. The information may also be provided in soft copy using the same format.
3. The information supplied will be treated with strict confidentiality and used for planning purposes only.

A. GENERAL PARTICULARS

Name of the Institution.....	A1
County.....	A2
Sub- County.....	A3
Street name.....	A4
Building name and floor.....	A5
Town.....	A6
Postal address.....	A7
Postal code.....	A8
Telephone number.....	A9 Mobile phone
number.....	A10
Email.....	A11
Website.....	A12

What is the category of this Institution?

1. University ( )
2. National Polytechnic ( )
3. Institutes of Science and Technology ( )
4. National Youth Service ( )
5. Technical Training Institute ( )
6. Vocational Training Centre ( )
7. Commercial Colleges ( )

A13. Is your institution

1. Public ( )

Or

2. Private ( )

**NUMBER OF OUTTURNS/GRADUATES BY PROGRAMME/COURSE, SEX AND DURATION FOR THE YEAR 2022**

S/No	NAME OF PROGRAMME/COURSE	LEVEL (e.g. Diploma, Certificate, Artisan, Craft, Certificate I/GTT I, NVC1 ETC.)	COURSE DURATI ON (MONTH S)	EXAMINIING BODY	NUMBER OF OUTTURNS/GRADUAT ES BY SEX		
					2022		
					M	F	OTHE RS

\* Indicate for example, Automotive Engineering, C.P.A 1, Plumbing etc,

a. **Contact person details**

(i) Name: .....

(ii) Designation: .....

(iii) Contact No: .....

(iv) E-mail address: .....

Official Rubber stamp:-----Date -----

Thank you for participating in this exercise!

Name of Officer administering the questionnaire.....

Signature ..... Date .....



Weekly Planner  
DATE

## **OUR CONTACT INFORMATION**

Ministry of Labour and Social Protection  
State Department for Labour and Skills Development  
Bishops Road, Social Security House  
P.O. Box 40326 – 00100, Nairobi  
Tel: +254 (0) 2729801/804-819  
Email. [ps@labour.go.ke](mailto:ps@labour.go.ke)